

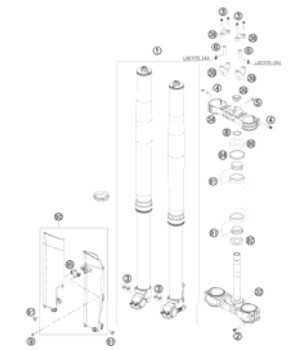
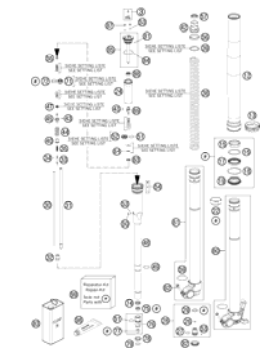
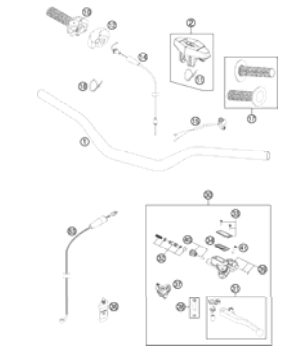
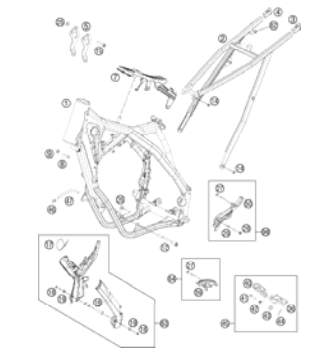
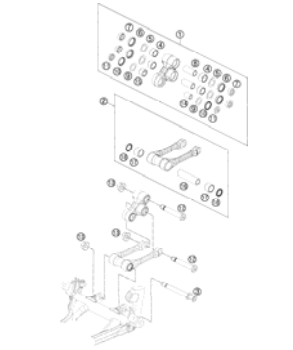
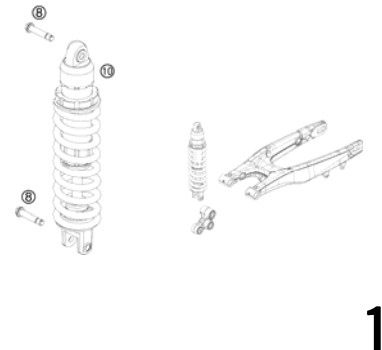
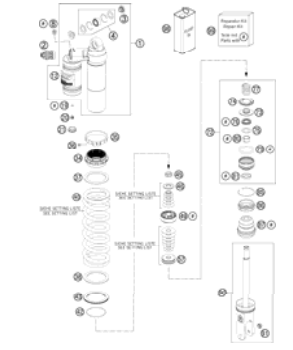
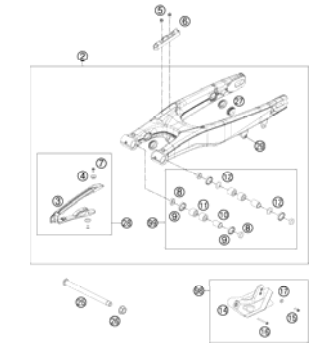
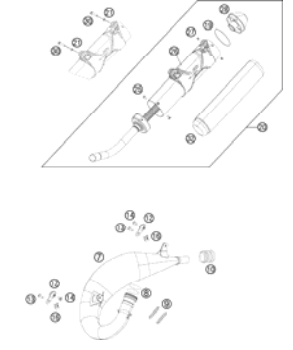
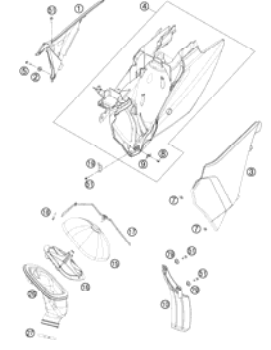
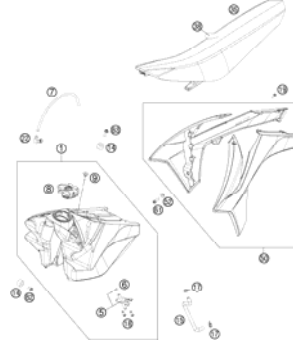
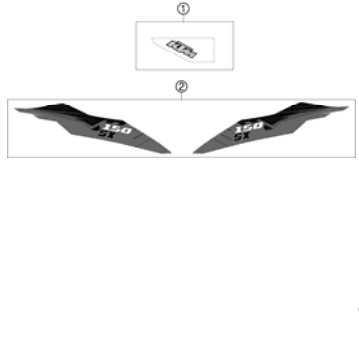
## SPARE PARTS MANUAL: CHASSIS

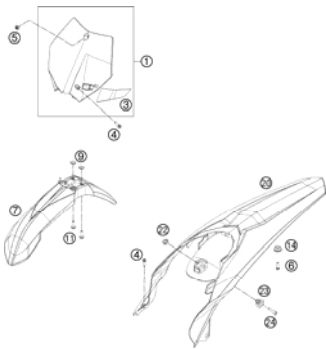
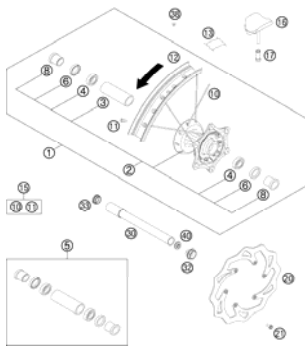
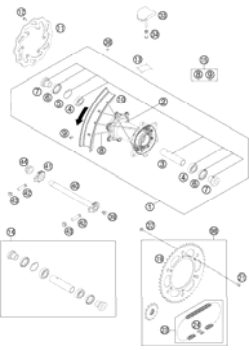
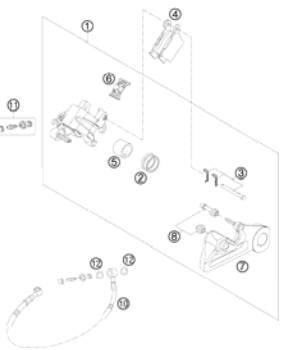
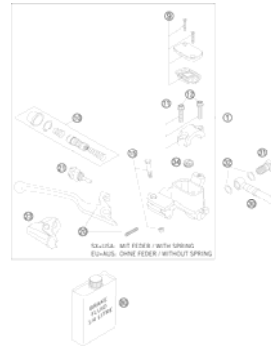
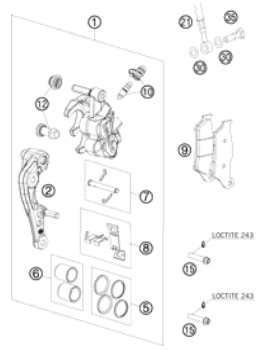
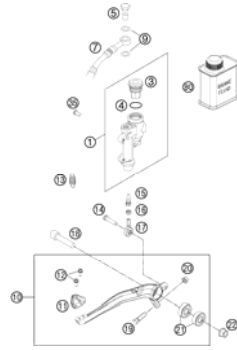
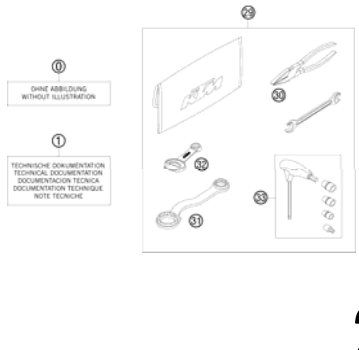
ART.NO.: 3CF6101L1EN

ENGLISH





<p><b>FRONT FORK, TRIPLE CLAMP</b></p>  <p><b>3</b></p>	<p><b>FRONT FORK DISASSEMBLED</b></p>  <p><b>4</b></p>	<p><b>HANDLEBAR, CONTROLS</b></p>  <p><b>6</b></p>	<p><b>FRAME</b></p>  <p><b>7</b></p>
<p><b>PRO LEVER LINKING</b></p>  <p><b>9</b></p>	<p><b>SHOCK ABSORBER</b></p>  <p><b>10</b></p>	<p><b>SHOCK ABSORBER DISASSEMBLED</b></p>  <p><b>11</b></p>	<p><b>SWING ARM</b></p>  <p><b>13</b></p>
<p><b>EXHAUST SYSTEM</b></p>  <p><b>14</b></p>	<p><b>AIR FILTER</b></p>  <p><b>15</b></p>	<p><b>TANK, SEAT, COVER</b></p>  <p><b>16</b></p>	<p><b>DECAL</b></p>  <p><b>17</b></p>

<p><b>MASK, FENDERS</b></p>  <p style="text-align: right;"><b>18</b></p>	<p><b>FRONT WHEEL</b></p>  <p style="text-align: right;"><b>19</b></p>	<p><b>REAR WHEEL</b></p>  <p style="text-align: right;"><b>20</b></p>	<p><b>BRAKE CALIPER REAR</b></p>  <p style="text-align: right;"><b>22</b></p>
<p><b>HAND BRAKE CYLINDER</b></p>  <p style="text-align: right;"><b>23</b></p>	<p><b>BRAKE CALIPER FRONT</b></p>  <p style="text-align: right;"><b>24</b></p>	<p><b>REAR BRAKE CONTROL</b></p>  <p style="text-align: right;"><b>25</b></p>	<p><b>ACCESSORIES KIT</b></p>  <p style="text-align: right;"><b>26</b></p>
<div style="display: flex; align-items: center;"> <div style="background-color: #cccccc; padding: 20px; font-size: 48px; margin-right: 20px;">!</div> <div> <p>All information contained is without obligation. KTM-Sportmotorcycle AG particularly reserves the right to modify any equipment, technical specifications, prices, colors, shapes, materials, services, service work, constructions, equipment and the like so as to adapt them to local conditions or to cancel any of the above items, all without previous announcement and without giving reasons. KTM may stop manufacturing certain models without previous notice. KTM shall not be held liable for any deviations of availability and/or ability to deliver, illustrations, descriptions, printing and/or other errors. The illustrated models partly contain extra equipment, which is not applied to standard models. © by KTM-SPORTMOTORCYCLE AG, Mattighofen AUSTRIA; All rights reserved; Reprint, also in extracts, with written allowance of KTM-SPORTMOTORCYCLE AG, Mattighofen only.</p> </div> </div>			

# FRONT FORK, TRIPLE CLAMP

150 SX 2012

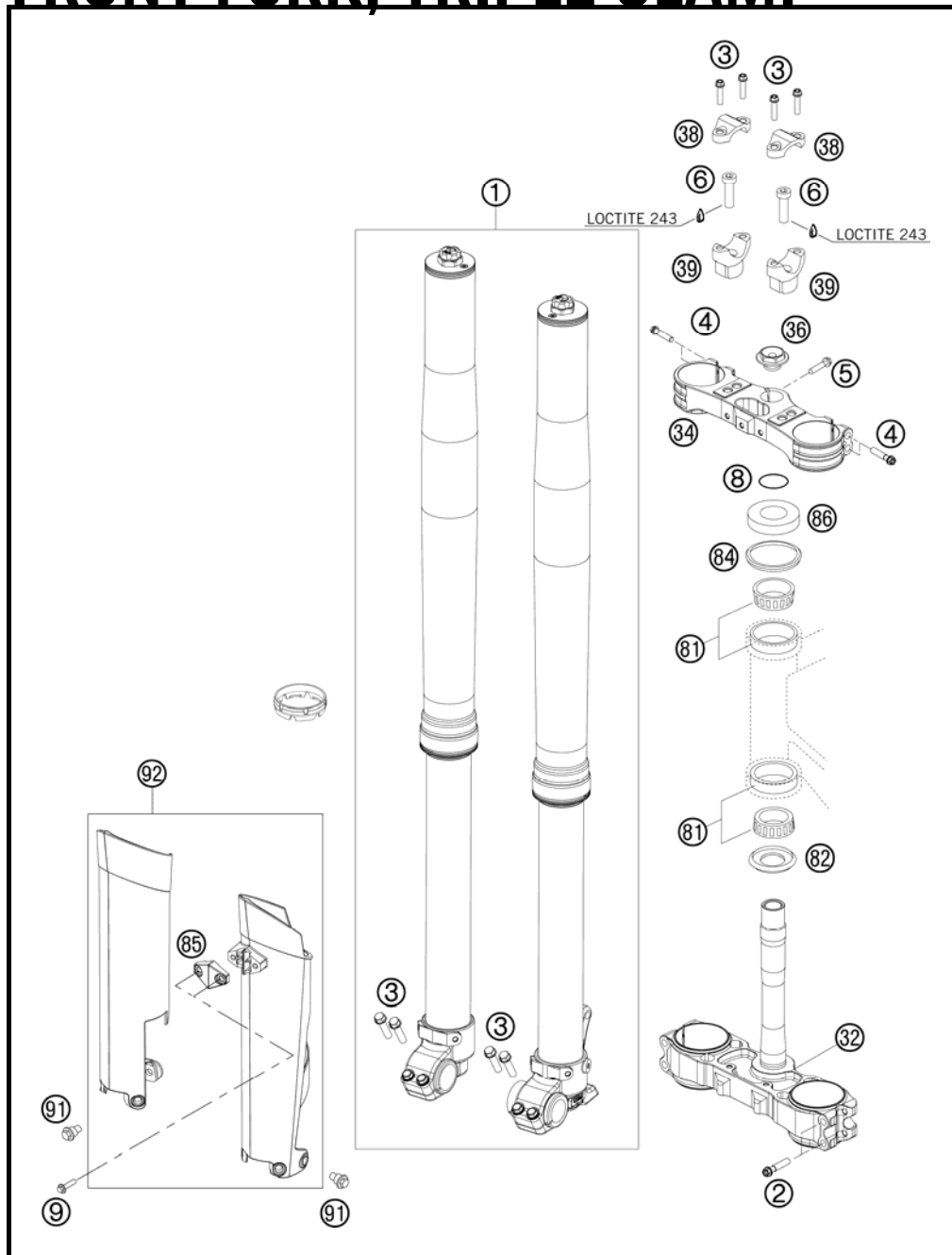


FIG	PART NUMBER	DESCRIPTION	QTY
1*	14187L0101	FORK WP 125/150 SX 2012	1
2	0025080506	HH COLLAR SCREW M8X50 TX40	4
3	0025080256	HH COLLAR SCREW M8X25 TX40	8
4	0025080406	HH COLLAR SCREW M8X40 TX40	4
5	0015080256S	HH COLLAR SCREW M8X25 WS=10 06	1
6	0912100356	AH SCREW DIN6912-M10X35 10.9	2
8	0770025035	O-RING 25X3,55 NBR70 05	1
9	0017060204	EJOT PT SCREW K60X20 ALU WS=6	2
32	7720103202230	BOTT.FORK PLATE VMT. X=22MM BL	1
34	7720103402230	TOP TRIPLE CLAMP X=22MM BLACK	1
36	54801036000	STEER.HEAD SCREW M20X1,5 WS=27	1
38	77201038000	HANDLEBAR CLAMP 28MM	2
39	59401039032	HANDLEB.SUPP. D=28MM H=32MM 05	x
39	59401039037	HANDLEB.SUPP. D=28MM H=37MM 05	1
39	59401039042	HANDLEB.SUPP. D=28MM H=42MM 05	x
81	54201081100	TAPERED ROLLER BEARING CPL. 06	2
82	54601084100	O-RING SUPPORT W. SEALING LIP	1
84	54601184000	STEERING HEAD GASKET TOP	1
85	7800108500028	CLAMP F. SPEED. CABLE D=6MM 08	1
86*	78101086000	STEERING HEAD COVER	1
91	59001092050	SPECIAL SCREW M6X12,5 WS=8	6
92	7800109410028	FORK PROTECT. L/S+R/S WHITE 09	1

107700110 / C125030110

\* NEW PART

X AS REQUIRED

# FRONT FORK DISASSEMBLED

150 SX 2012

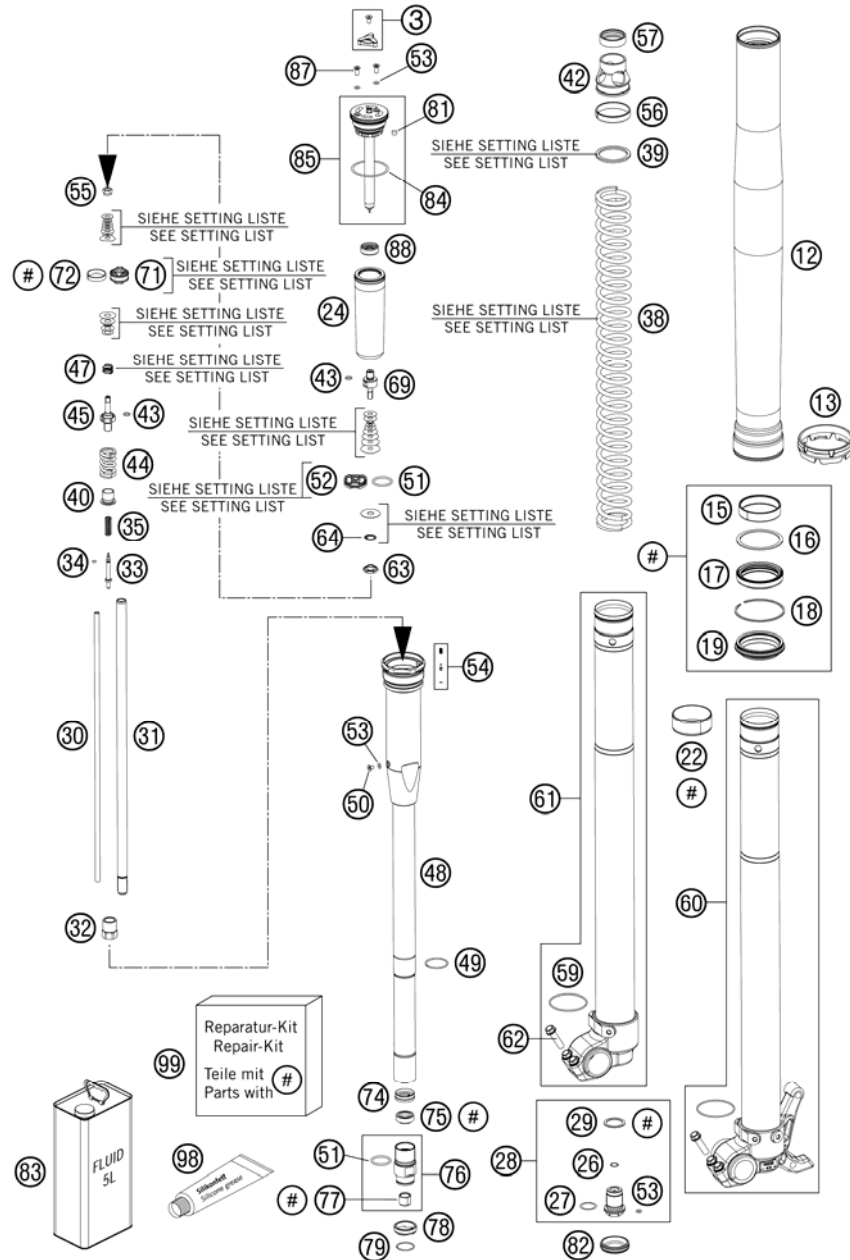


FIG	PART NUMBER	DESCRIPTION	QTY
3	48600811S	ADJUSTING KNOB + SCREW	2
12	48600736	OUTER TUBE L577 D54/60MM 2L	2
13	48600698	FORK PROTECTION RING 08	2
15*	48601009	GUIDING BUSH 48X52X12 R11	2
16	48600013	SUPPORT RING 50 X 57,6 X 1,5	2
17*	48600969	OIL SEAL RING D45 SKF	2
18	48600070	LOCK WASHER SB58	2
19*	48600968	DUST SEAL DL D48 SKF	2
22*	48601008	GUIDING BUSH 47X49X20 R11	2
24	48600281	MEMBRANE	2
26	48600301	O-RING NBR 9,5X1,5	2
27	46810811	O-RING NBR 17X2 PA	2
28	48600280S	SCREW BUSH M20X1 L=33 CPL.	2
29	48600275	COPPER WASHER 20,5X26X1	2
30	48600269	ADJUSTING TUBE L=371	2
31	48600464	PISTON ROD SXS 2005	2
32	48600459	COUNTERNUT M12X1 WS17	2
33	48600887	REBOUND NEEDLE SX	2
34	48600298	O-RING 2X1,5 NBR	2
35	48600444	REBOUND SPRING C=4N/MM	2
38	91410010S	SPRING D43.2 L485 5.2N/MM	x
38	91410020S	SPRING 4,8N/MM SET D=5,25 MM	x
38	91410027S	SPRING 4,4 N/MM SET D=5,1MM	x
38	91410028S	SPRING 4,6 N/MM SET D=5,1MM	x
38	91410030S	SPRING 5,0 N/MM	x
38	91410059S	SPRING 4,0 N/MM SET	x
38	91410060S	SPRING 4,2 N/MM SET D=5,0MM	x
39	48600456	SPACER 43X35X2,5	x
39	48600457	SPACER 43X35X5	x
39	48600458	SPACER 43X35X1,5	x
40	48600525	GUIDING BUSH REBOUND SPRING	2
42	48600520	SPRING SUPPORT	2
43	48600299	O-RING 6X1,2 NBR	4
44	48600578	SPRING REB. L=32 C=37 DI=13,9	2
45	48600576	PISTON ROD REBOUND	2

125030130 / C125030130

\* NEW PART

X AS REQUIRED

# FRONT FORK DISASSEMBLED

150 SX 2012

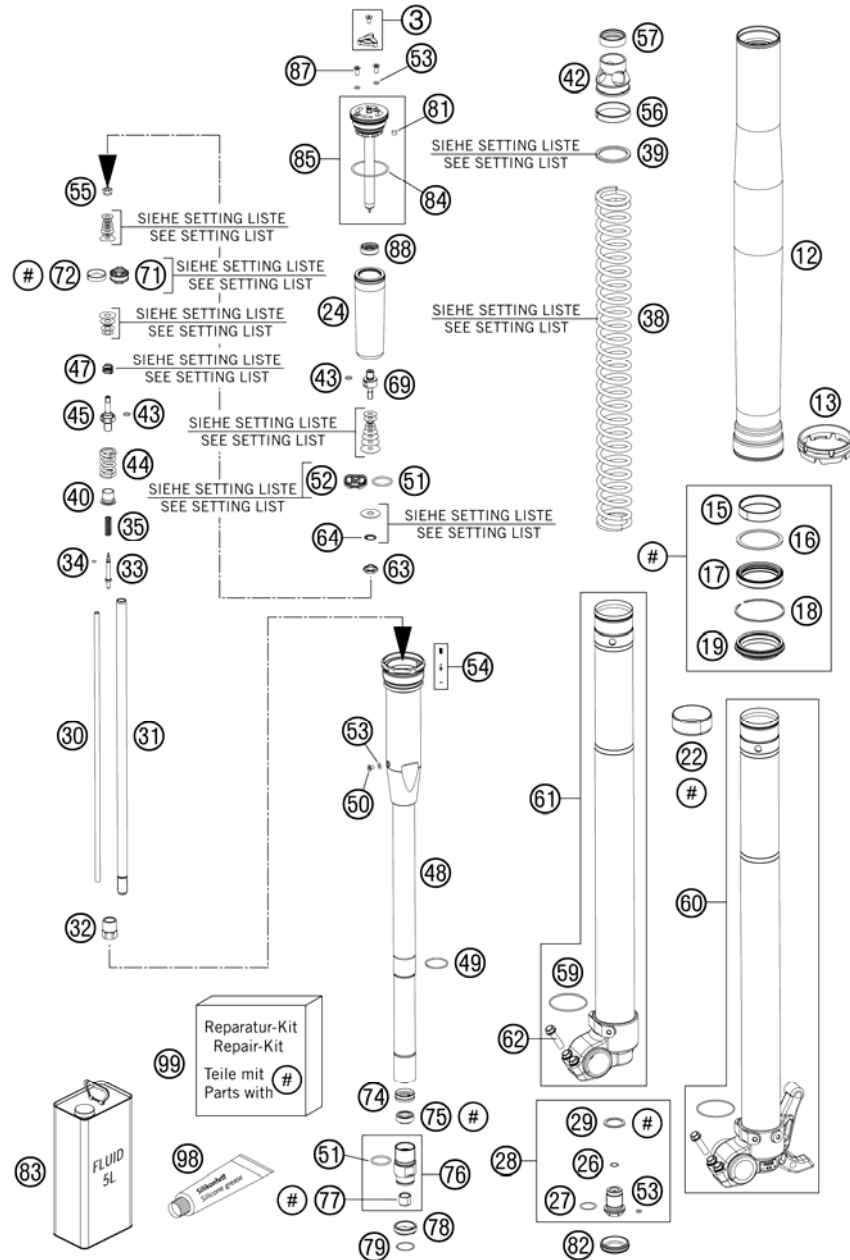


FIG	PART NUMBER	DESCRIPTION	QTY
47	48600382	SHUTTLE VALVE SPRING C=0,4	2
48	48600519S3	MEMBRANE HOLDER INKL. PIN SET	2
49	48600512	LOCK WASHER D=25,5	2
50	48600542	AH SCREW M4X6	2
51	46811499	O-RING NBR 21X2	4
52	48600047	PISTON COMPRESSION D=27,9	2
53	50180222	O-RING NBR 4X1,5	8
54	48600977S	PIN KIT	2
55	40540486	NUT M6X0,5 REBOUND	2
56	48600744	GUIDE RING 44 X39	2
57	48600577	RING SPRING-SUPPORT	2
59	48600113	WASHER 32X42X2,5	2
60	48600863SA	AXLE CLAMP LEFT + TUBE CPL.	1
61	48600864SA	AXLE CLAMP RIGHT + TUBE CPL.	1
62	0025080256	HH COLLAR SCREW M8X25 TX40	4
63	48600885	NUT VALVE M6X0,5 LH=1,2	2
64	48600202	SPRING CHECK VALVE D=0,7	2
69	48600509	PISTON ROD COMPRESSION	2
71	48600575	PISTON REBOUND SX 2007	2
72	48600455	PISTON RING 5X1X68	2
74*	48601056	RING RING 23,45X8,9	2
75	48600829	SHAFT SEAL RING 12MM	2
76*	48601055S	SCREW SLEEVE M24,5X1 CPL.	2
77	48600430	DU BUSH FOR PISTON ROD	2
78	48600709	CHECK VALVE STOP	2
79	48600446	LOCK WASHER D=20	2
81	15080017	SILICON CAP	2
82	48600692	RUBBER CAP D=26,4	2
83	48600765S1	FORK OIL SAE5 5L 2008	1
84	40140024	O-RING NBR 43X2	2
85	48600516S1	SCREW CAP CPL. L=125	2
87	48600526	SCREW M4X10	4
88	48600514	MEMBRANE SLEEVE	2
98	T511	SILICONE GREASE F. DUST STRI	1
99*	R14020	SXS SERVICE KIT	1

125030130 / C125030130

\* NEW PART

X AS REQUIRED

# HANDLEBAR, CONTROLS

150 SX 2012

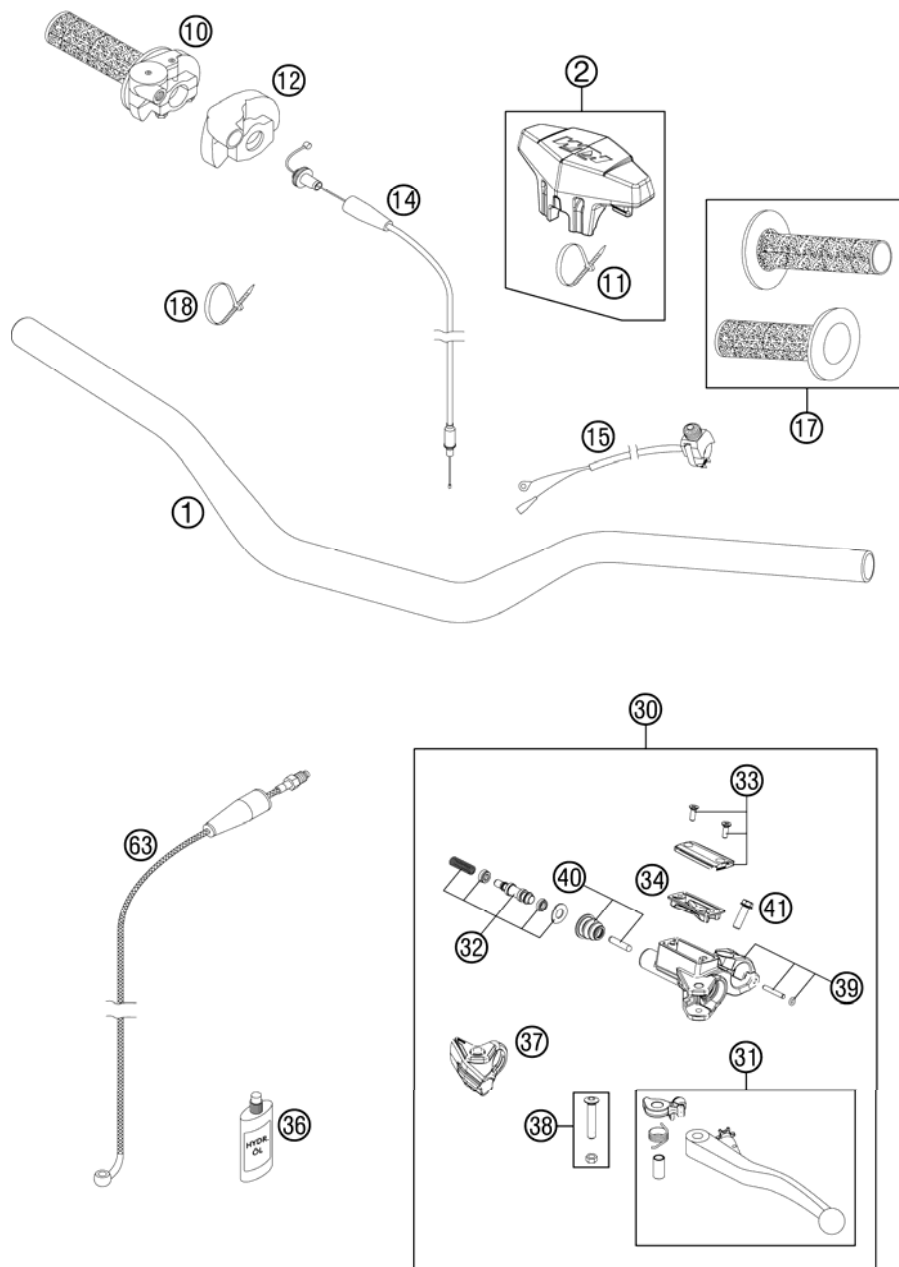


FIG	PART NUMBER	DESCRIPTION	QTY
1	7730200110017	HANDLEBAR RENTHAL SX 28MM 08	1
2	77202002100	BAR PAD CPL.	1
10	54802010100	THROTTLE GRIP CPL. 09	1
11	44011076305	CABLE TIE 300/4,8MM BLACK	2
12	50302020000	PROTECTION COVER '97	1
14	50302091000	THROTTLE C. 125-380 DOM./KEIH.	1
15	50311089200	SHORT CIRCUIT BUTTON 02	1
17	54802021200	GRIP-SET GRAY/ORANGE 09	1
18	44011076200	CABLE TIE 200/3,6MM BLACK	1
30	50302030300	MASTER CYLINDER CPL. 9,5MM 09	1
31	50302031300	CLUTCH LEVER CPL. 2009	1
32	50302032100	REP.KIT PISTON 9,5MM 09	1
33	50302033200	COVER HYDR. CLUTCH CPL. 09	1
34	50302034100	RUBBER FOR RESERVOIR 09	1
36	50302036200	OIL FOR HYD. CLUTCH 75ML	1
37	50302037100	MUD CAP 09	1
38	50302038200	LEVER SCREW SHORT CPL. 09	1
39	83013005000	CLAMP, CYL. PIN, O-RING	1
40	50302046000	PUSH ROD CPL. 09	1
41	0025060166	HH COLLAR SCREW M6X16 TX30	1
63	50332063200	CLUTCH PIPE L=970MM 04	1

115150210 / C115150210

\* NEW PART

X AS REQUIRED



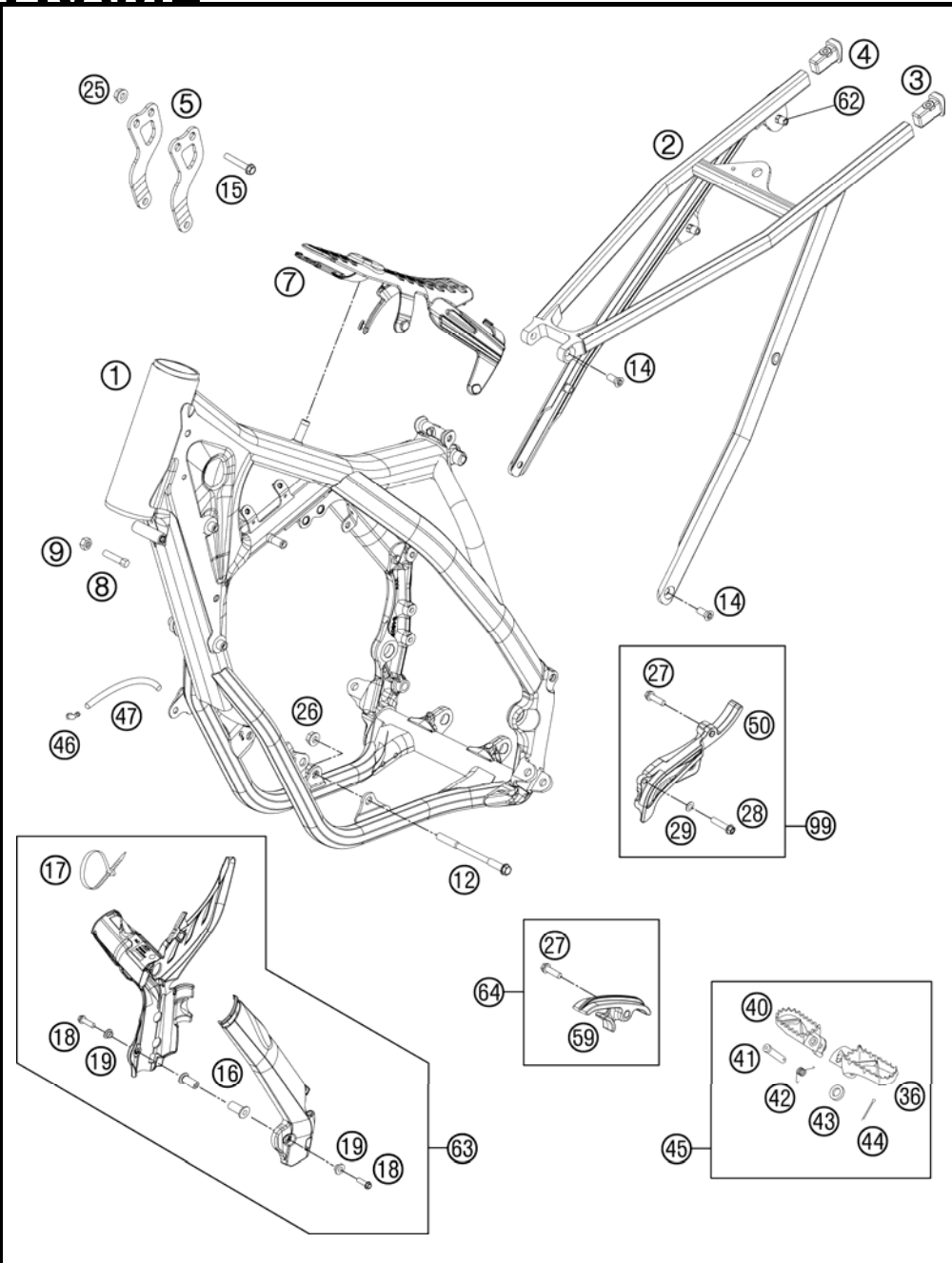


FIG	PART NUMBER	DESCRIPTION	QTY
1*	5150310100033	FRAME BLACK M. "515L3"	1
2	77203002000	SUB FRAME SX	1
3	78003002010	SUB FRAME APPLICATION LEFT 08	1
4	78003002020	SUB FRAME APPLICATION RIGHT 08	1
5*	51503113000	ENGINE BRACE 125 SX	2
7	77207012000	TANK REST RUBBER	1
8	59001037000	SPECIAL SCREW M8X26 WS=10	2
9	0934080003	HEXAGON NUT DIN0934-M 8	2
12	54603013000	ENGINE BRAC.SCR. M10X105 WS=13	2
14	0019080206S	FLAT HEAD SCREW M. ISA45 M8X20	4
15	56530079000	CYLINDER HEAD SCREW M8X44	3
16	54803092050	BLIND PLUG-IN NUT M5 WN 22A 03	2
17	44011076140	CABLE TIE 140/2,5MM BLACK	1
17	44011076305	CABLE TIE 300/4,8MM BLACK	3
18	0738050250	COU.SUNK SCR. AH ISO7380 M5X25	2
19	54803092060	BUSH F. FRAME PROTECTION 03	2
25	54310086200	SELF LOCKING NUT M8 10.9	3
26	54310086100	SELF LOCKING NUT M10 CU WS=14	2
27	0025080306	HH COLLAR SCREW M8X30 TX40	2
28	0025060406	HH COLLAR SCREW M6X40 TX30	1
29	0125060003	WASHER DIN0125-A 6,4	1
36	59003040250	FOOT PEG L/S SILVER 02	1
40	59003041250	FOOT PEG R/S SILVER 02	1
41	54803044000	BOLT FOR FOOT PED 03	2
42	54603041000	FOOTREST SPRING L/S & R/S	2
43	0125100003	WASHER DIN0125-A10,5	2
44	0094032253	PIN DIN0094-3,2X25 STEEL	2
45	5030314013390	FOOTPEG L.+R. CPL. 03	1
46	50303089000	ANGLE PIECE '97	2
47	55007016001	PVC-HOSE 7X10 PER METER	x
50	54803096000	SPROCKET COVER 250 SX 07	1
59	77203053000	CHAIN SLIDING PIECE BELOW	1
62	77303139000	BLIND RIVET NUT EM6-60LF/HX	4
63	77203094000	PLASTIC FRAME PROTECTION SET	1
64	77203053010	CHAIN SLIDING KIT BELOW CPL.11	1

125030310 / C125030310

\* NEW PART

X AS REQUIRED

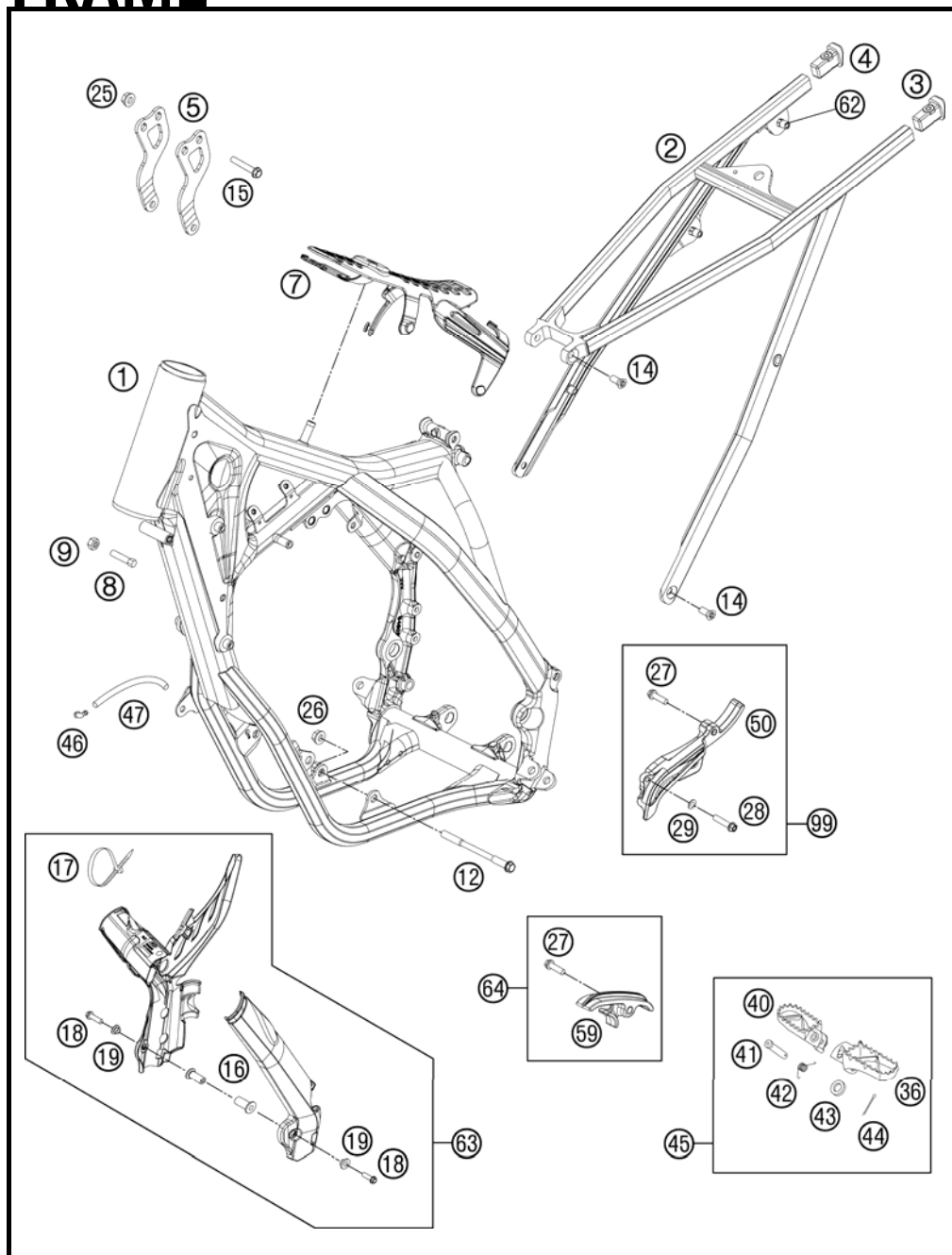


FIG	PART NUMBER	DESCRIPTION	QTY
99	54803096010	SPROCKET COVER KIT	1

125030310 / C125030310

\* NEW PART

X AS REQUIRED

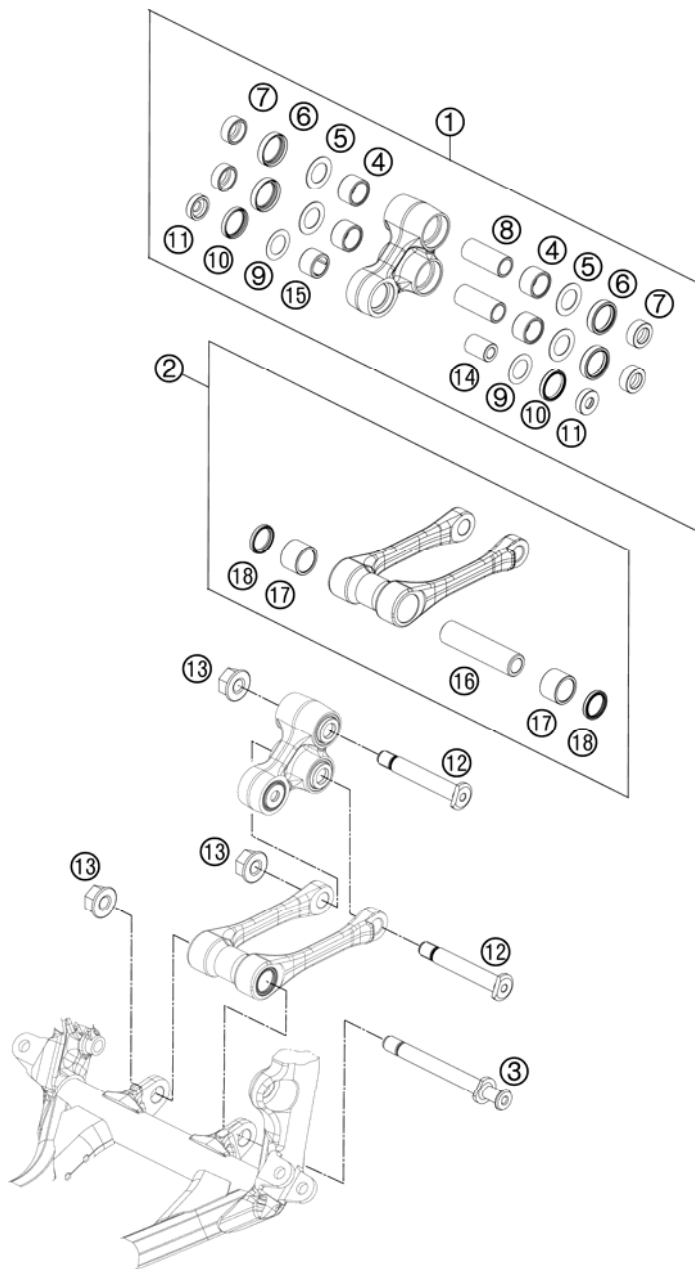


FIG	PART NUMBER	DESCRIPTION	QTY
1*	7720408004401	TRIANGLE LEVER CPL.	1
2*	7720408304401	PULL ROD CPL.	1
3*	77204084000	PULL ROD ANCHOR BOLT	1
4*	54603097000	NEEDLE BUSH HK 2016	4
5*	59033080000	SHIM 20X32X1	4
6*	0760253270	SHAFT SEAL RING 25X32X7	4
7*	77204080030	BUCKET FOR SHAFT SEAL RING	4
8*	54603081000	BUSHING SLEEVE 15 X 20 X 48	2
9*	50180604	SHIM D29,75 X D19 X T0,4 08	2
10*	0760243050	SHAFT SEAL RING 24X30X5	2
11*	77204080020	BUCKET FOR SHAFT SEAL RING	2
12*	77204085100	BOLT FOR CANTILEVER M14	2
13*	54603015000	SELF LOCKING NUT M14X1,5 WS=19	3
14*	77204080010	BEARING SLEEVE 10X18X25,5	1
15*	0618182416	NEEDLE BUSH HN1816 RS 18/24/16	1
16*	77204084010	BEARING SLEEVE	1
17*	0618222820	NEEDLE BEARING HK2220 22X28X20	2
18*	0760222841	SHAFT SEAL RING G22x28x4	2

117710460 / C117710460

\* NEW PART

X AS REQUIRED

# SHOCK ABSORBER

150 SX 2012

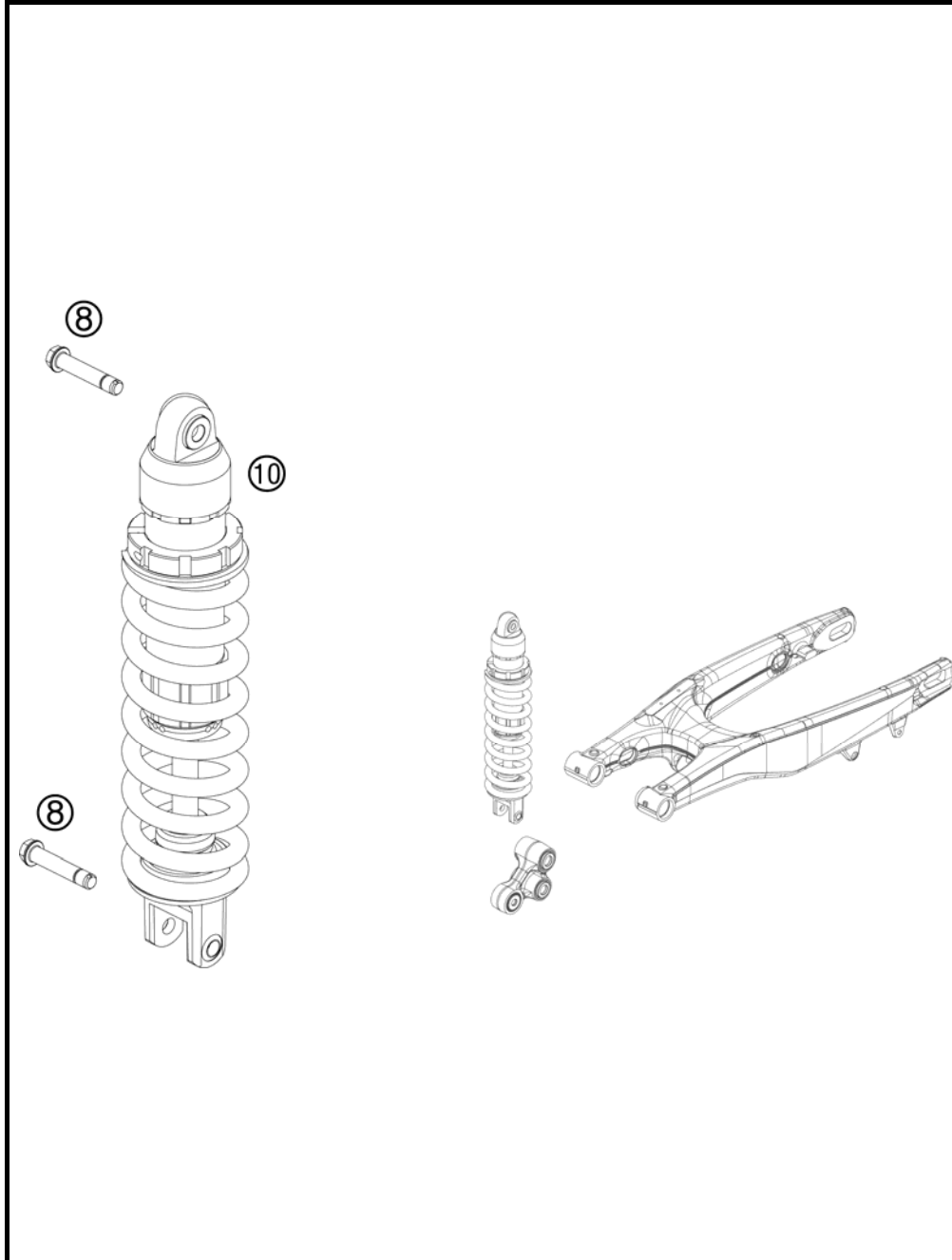


FIG	PART NUMBER	DESCRIPTION	QTY
8*	77204089000	HH COLLAR SCREW M10X52 SW13	2
10*	18187L0101	MONOSHOCK LINK 125/150 SX 2012	1

125030410 / C125030410

\* NEW PART

X AS REQUIRED

# SHOCK ABSORBER DISASSEMBLED

150 SX 2012

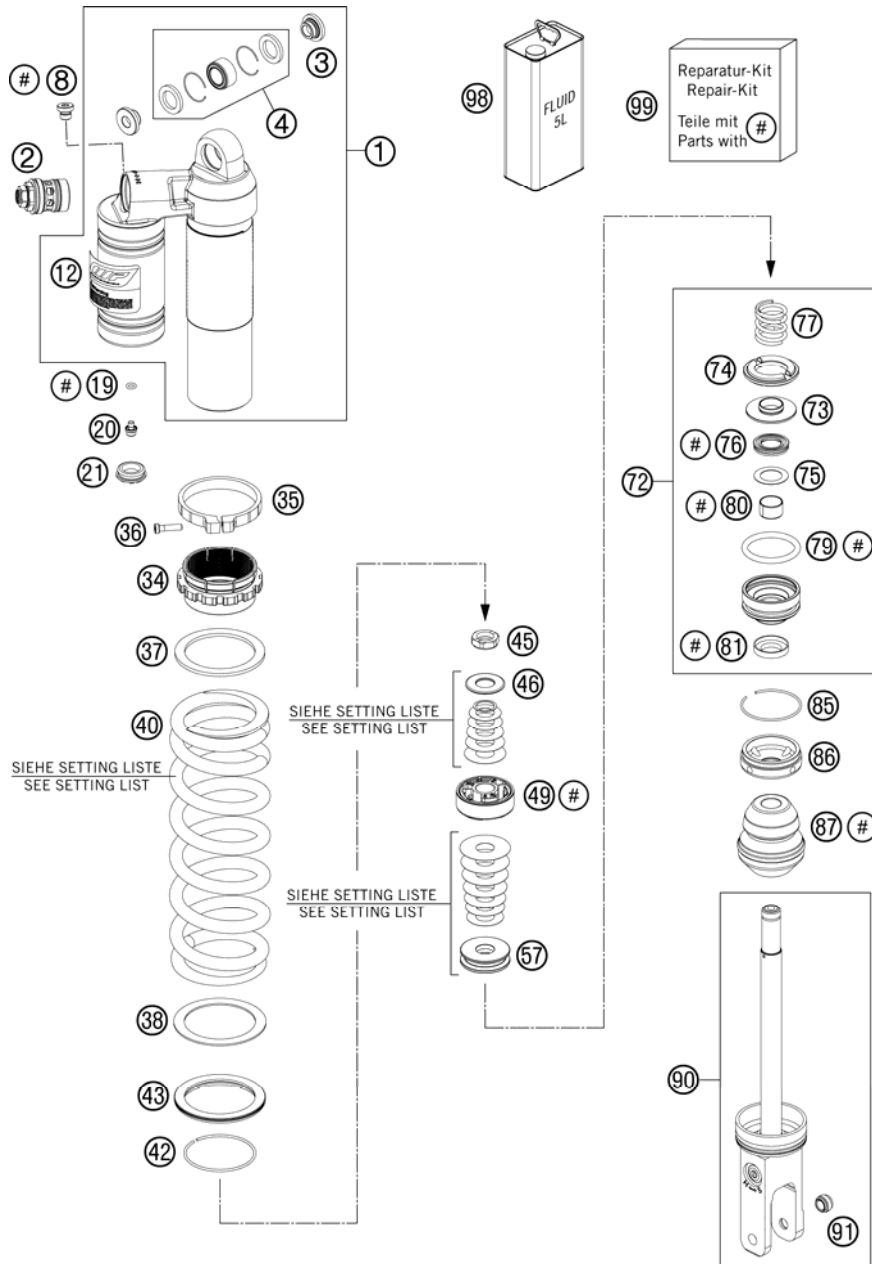


FIG	PART NUMBER	DESCRIPTION	QTY
1	50180944S1	MONOSHOCK UPPER PART CPL.	1
2*	50180213S15	DCC COMPR.DAMP.CON. SX 12 LINK	1
3	46180010	BUSH KGW 10X24	2
4	R12012	REP. KIT BEAR./SEAL UP. 07	1
8	50180095	BLEED PLUG R 1/8	1
12	52000087	STICKER WP MONOSHOCK	1
19	46810893	O-RING NBR 5,28X1,78	1
20	36120151	SCREW PLUG M5X6	1
21	46811208	RUBBER CAP "DO NOT OPEN"	1
34	50180938	ADJUSTING NUT PLASTIC	1
35	50180937	TENSIONING RING D64 H10	1
36	14460042	ALLENHEAD SCREW M5 L=20 STAINL	1
37	50180965	SPACER RING SPRING 61,3X78X3	1
38	50180793	SPACER RING ADJUSTING NUT	1
40	91210081S	SPRING 260 48 N/MM ORANGE	x
40	91210082S	SPRING 260 51N/MM D11,25 OR.	x
40	91210083S	SPRING 260 54N/MM D11,5 OR.	x
40	91210084S	SPRING 260 57N/MM D11,75 OR.	x
40	91210085S	SPRING 260 45N/MM ORANGE	x
40	91210089S	SPRING 260 60 N/MM ORANGE	x
42	50180273	CIRCLIP 58,2X2	1
43	50180824	VALVE SPRING D80 CLOSED	1
45	50180141	PISTON ROD NUT M16X1	1
46	50180836	REBOUND DISC 16X34 T2 H0	x
49	50180786S	PISTON D50	1
57	50180801	REBOUND DISC D16X43 H8	1
57	50180961	REBOUND DISC D16X43 H12	x
72*	50180603S3	ADAPTER D50 H28 CPL.	1
73	50180800	SPRING RING	1
74	50180798	REBOUND RUBBER	1
75	50180604	SHIM D29,75 X D19 X T0,4 08	1
76	50180605S	SEAL D18X30X5 08	1
77	50180780	REBOUND SPRING	1
79	50180103	O-RING 41X5	1
80	46180119	DU-BUSH 18X20X12	1

125030430 / C125030430

\* NEW PART

X AS REQUIRED

# SHOCK ABSORBER DISASSEMBLED

150 SX 2012

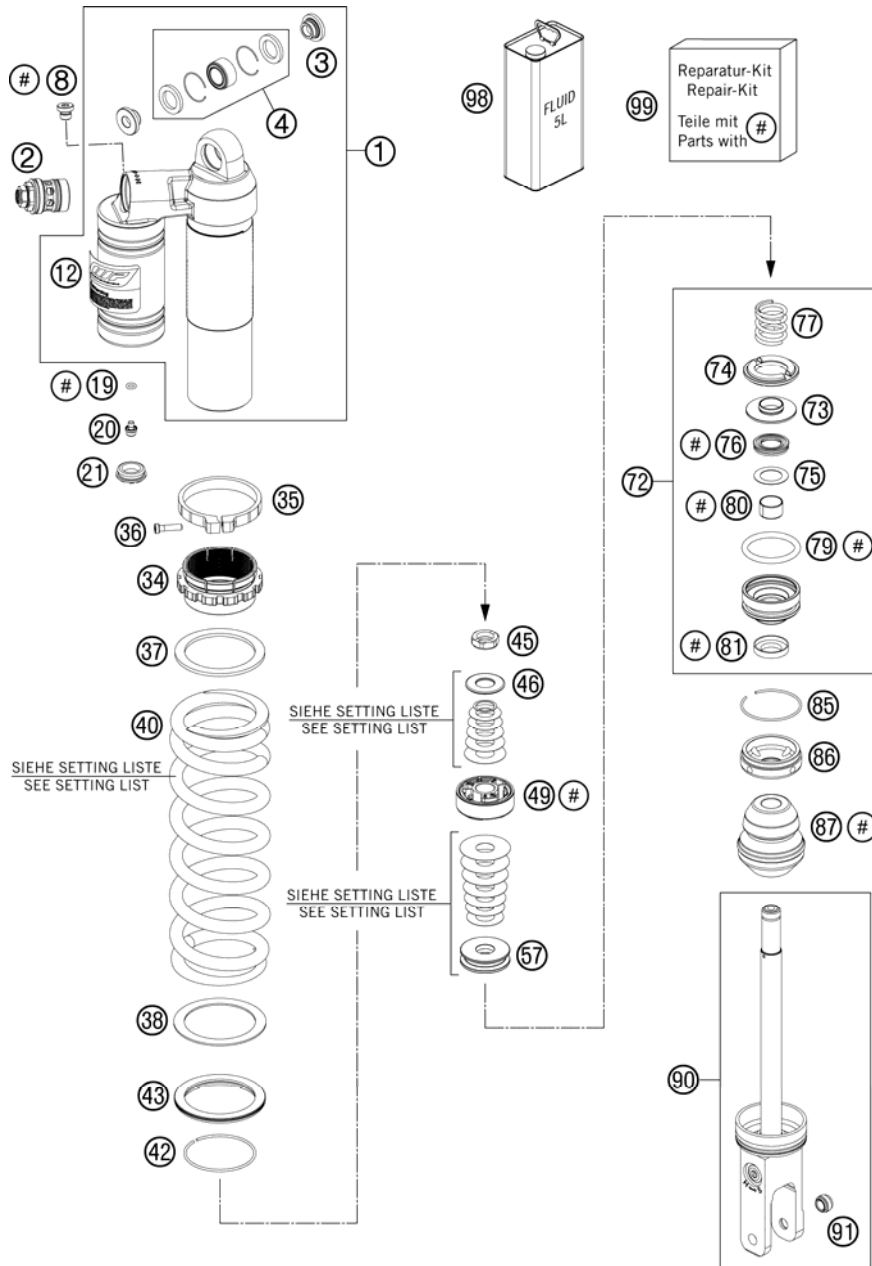


FIG	PART NUMBER	DESCRIPTION	QTY
81	50180606	DUST SEAL 1828 08	1
85	50180126	CIRCLIP 53X1,75	1
86	50180626	RESERVOIR CAP D=50 H=10 09	1
87	50180775	BUMP RUBBER	1
90	50180773SA1	MONOSHOCK BOTTOM PART CPL.	1
91	46811205	ADAPTOR-BUSH M10x1,50, D=15	1
98	50180751S1	SHOCK ABSORBER FLUID 5 LT	1
99	R12018	REPAIR-KIT	1

125030430 / C125030430

\* NEW PART

X AS REQUIRED

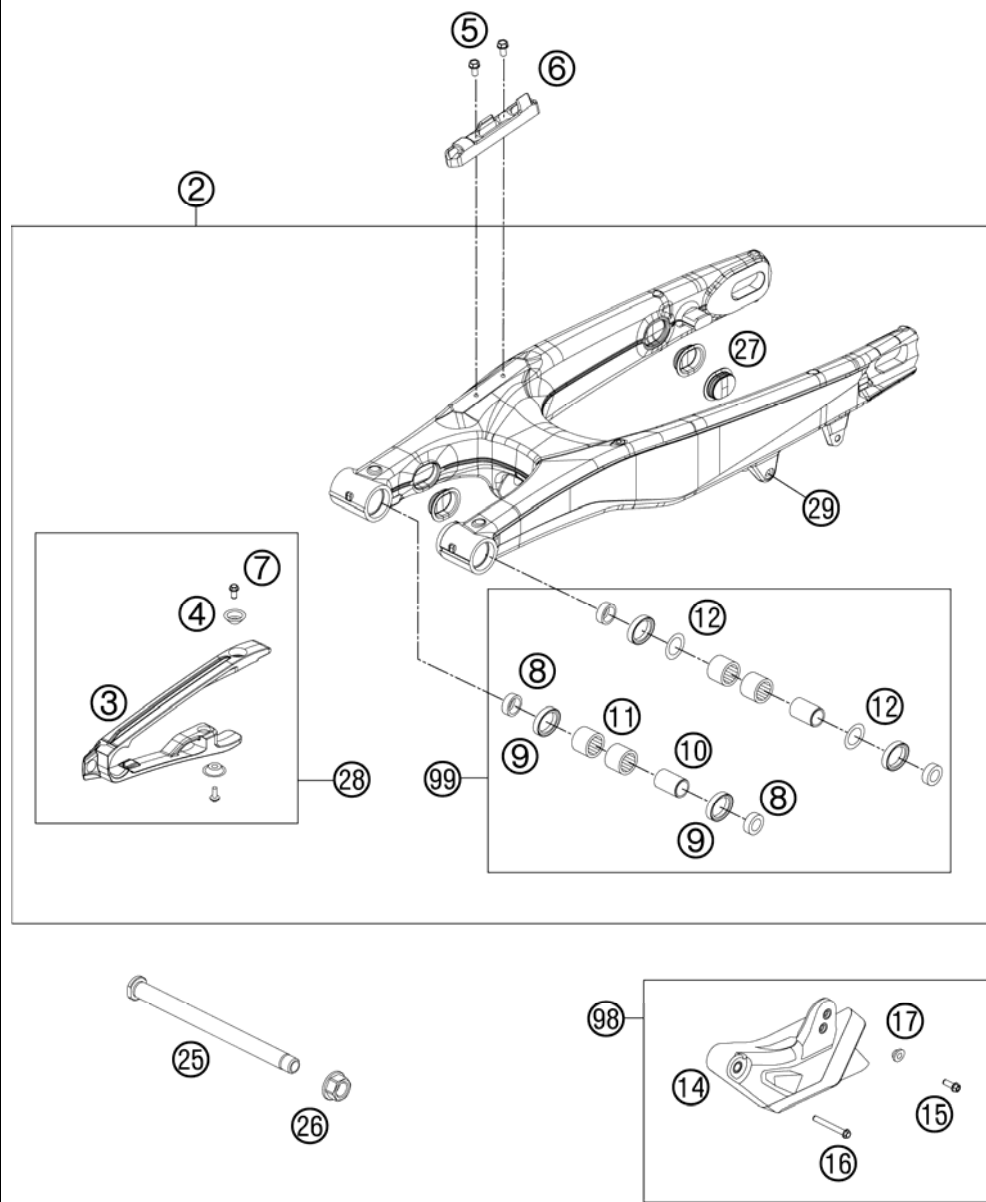


FIG	PART NUMBER	DESCRIPTION	QTY
2*	77204030044	SWINGARM CPL. 11	1
3*	77204066000	CHAIN SLIDING PROTECTION	1
4	77304066050	BUSHING F. CHAIN SLIDING PR.07	2
5	0009050106	EJOT SPIRAL SCREW SF M5X10-K	2
6*	76504042000	BRAKE LINE GUIDE 08	1
7	59009062013	SPECIAL SCREW M6X13 WS=8 10.9	2
8	54804034000	BUCKET F. SHAFT SEAL RING 03	4
9	0760253270	SHAFT SEAL RING 25X32X7	4
10	54804032000	BUSHING SLEEVE F. SWING ARM 03	2
11	58033097000	NEEDLE BEARING HK 2216	4
12	54603036000	STOP DISK 22,2X31,7X1	2
14	77304070100	CHAIN GUIDE REAR CPL. 07	1
15	59009062019	SPECIAL SCREW M6X19 WS=8 10.9	1
16	0025060456	HH COLLAR SCREW M6X45 TX30	1
17	77304070130	BUSH. F. CHAIN FAIL. PROT. 07	1
25	77304037000	SWINGARM BOLT M16X1,5 07	1
26	54804038000	SELF LOCK.NUT M16X1,5 WS=19 03	1
27	77204041000	CLOSING COVER	4
28*	77204066010	CHAIN GUARD CPL. 11	1
29	54603055051	PRESS IN NUT M6 STEEL ZINC	1
98	77304070210	CHAIN GUIDE KIT REAR 07-11	1
99	54804230210	SWINGARM REPAIR KIT 05-11	x

117710490 / C125030490

\* NEW PART

X AS REQUIRED

# EXHAUST SYSTEM

150 SX 2012

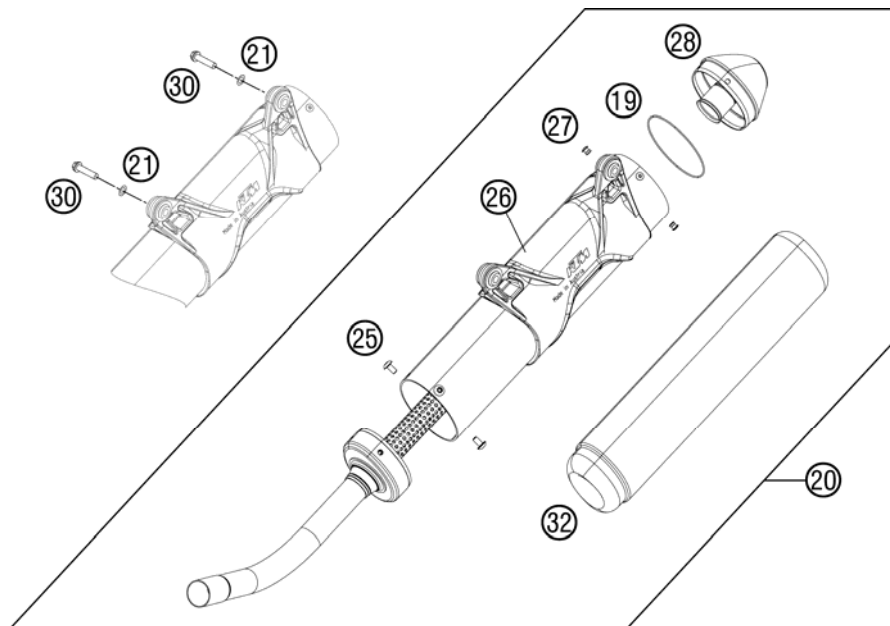
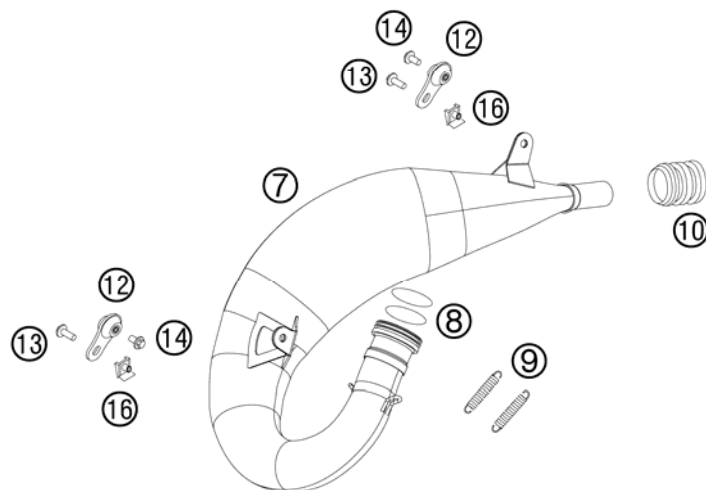


FIG	PART NUMBER	DESCRIPTION	QTY
7*	50305107000	EXHAUST MANIFOLD	1
8	0770440030	O-RING 44,00X3,00 VITON	2
9	50305016000	TEN.SPRING L=62MM EY.MOVEABLE	2
10	54605057000	RUBBER SLEEVE D=21MM/23MM '93	1
12	50305012000	SWINGELEMENT FOR EXHAUST PIPE	2
13	0024060156	HH COLLAR SCREW M6X15 TX30	2
14	0024060106	HH COLLAR SCREW M6X10 TX30	2
16	54603048100	RANGE CHANGE METAL NUT M6	2
19	0770740015	O-RING 74,00X1,50 FKM 75SH	1
20	50305079500	SILENCER 125-150 SX	1
21	0137060003	SPRING WASHER DIN0137-B 6	1
25	58605083010	SCREW TORX M5X10 05	1
26	50305179085	SILENCER CASING CPL.W.MOUNTING	1
27	0011480800	DUMMY RIVET 4,8X 8 NIRO	4
28	50305083260	END CAP CPL.	1
30	0025060306	HH COLLAR SCREW M6X30 TX30	2
32	50305078235	ROCK WOOL 235G	1



115150510 / C125030510

\* NEW PART

X AS REQUIRED



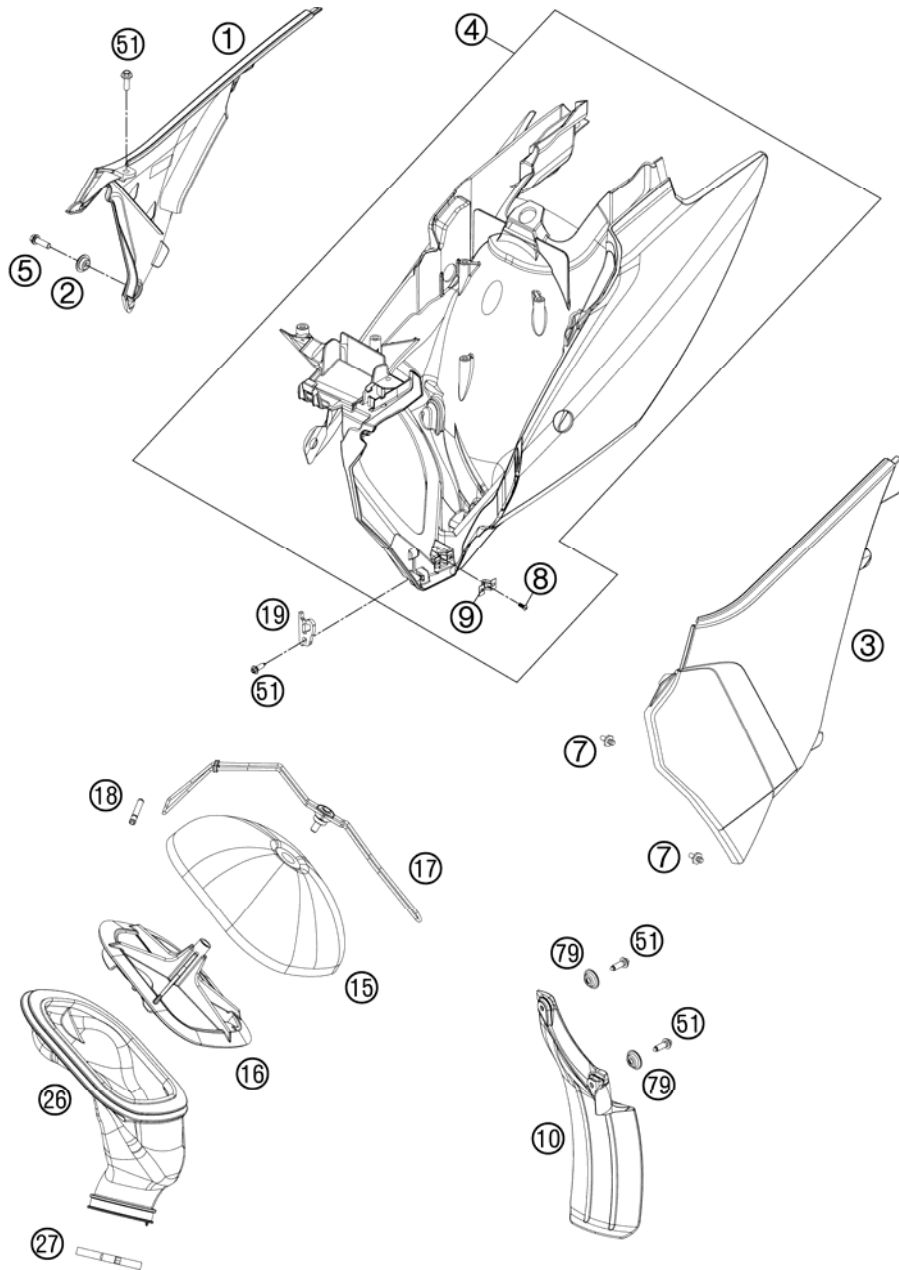


FIG	PART NUMBER	DESCRIPTION	QTY
1*	7720600400004E	AIR BOX COVER OR. RIGHT SX 12	1
2	77308013010	COLLAR BUSH. F.REAR FENDER 07	2
3*	7720600300004E	AIR BOX COVER OR. LEFT SX 12	1
4*	7720600104428	FILTER BOX CPL. WHITE 12	1
5	0025060206	HH COLLAR SCREW M6X20 TX30	2
7	54806008051	QUICK RELEASE-NIPPLE 03	2
8	54806108052	BLIND RIVET 3,3X9,7 GROOVED 04	4
9	54806008050	QUICK RELEASE-SPRING HANGER	2
10	77306010000	FENDER FOR FILTER BOX	1
15	77206015000	AIR FILTER	1
16	54806516000	FILTER CARRIER	1
17	77206017000	FILTER SUPPORT CPL. 11	1
18	77306018000	FILTER SUPPORT BUSH 07	1
19	77206019000	FASTEN. DEVICE FILTER S. SX 11	1
26*	51506126000	CABURETOR CONNECT. BOOT	1
27	78006027000	HOSE CLAMP 45-65MM	1
51	0017060204	EJOT PT SCREW K60X20 ALU WS=6	4
79	77304066050	BUSHING F. CHAIN SLIDING PR.07	2

125030610 / C125030610

\* NEW PART

X AS REQUIRED

# TANK, SEAT, COVER

150 SX 2012

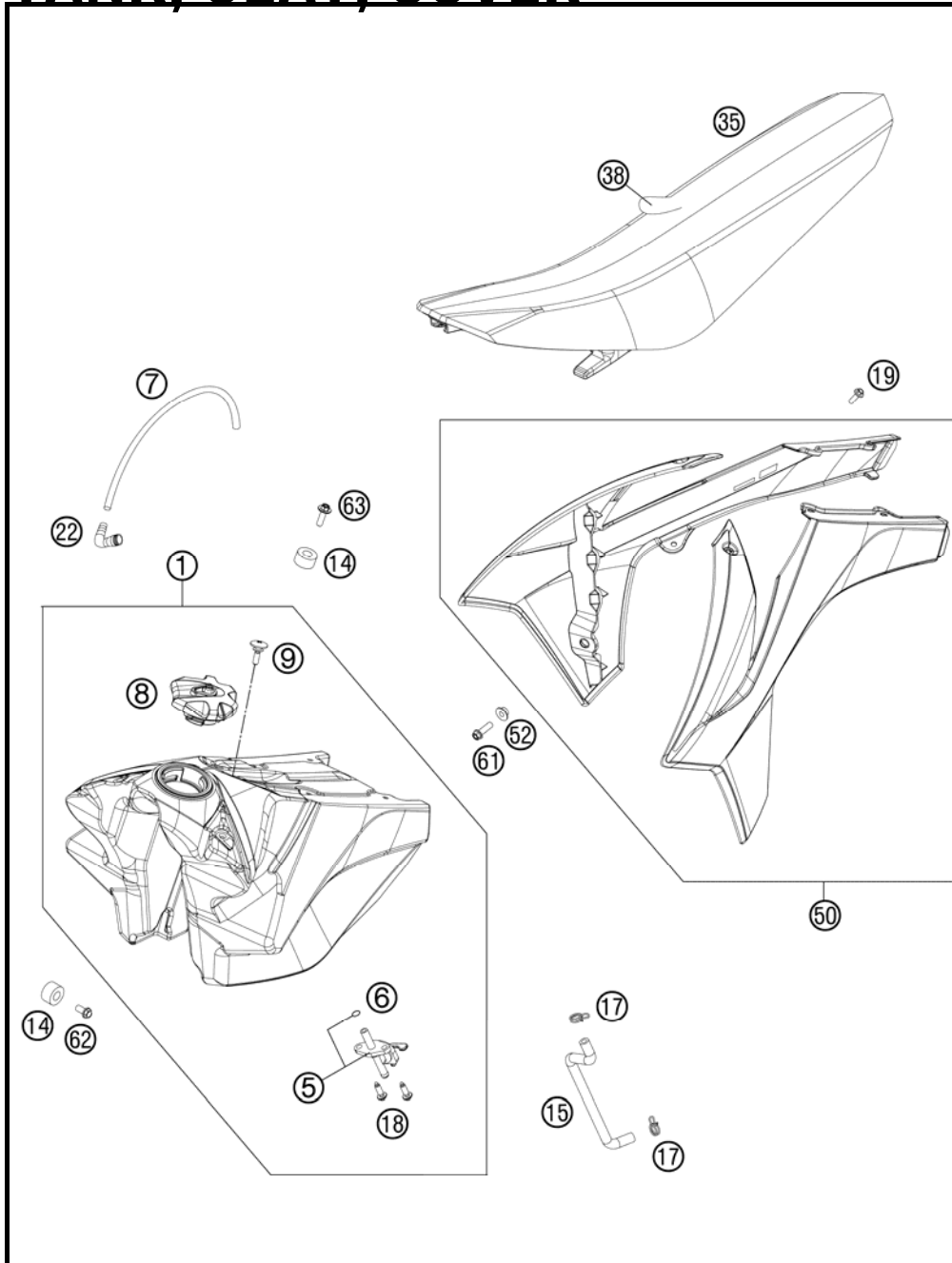


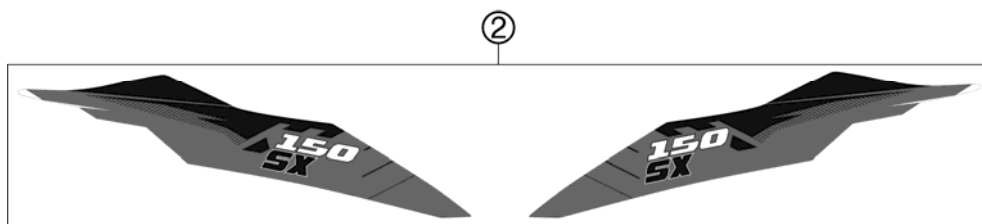
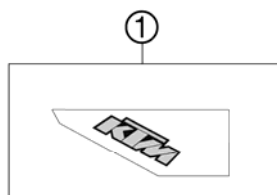
FIG	PART NUMBER	DESCRIPTION	QTY
1	7730751303330	FUEL TNK CPL. 7,5L SX CARB 11	1
5	50307005000	GAS COCK MIKUNI ON/OFF 2001	1
6	0770130023	O-RING 13,00X2,30	1
7	78007000270	PVC-HOSE 5,6X10X270MM	1
8	78007008044X4	TANK PLUG ORANGE/BLACK	1
9	50307011000	SCREW SEAT FASTENING D=6X23/18	1
14	50307014000	TANK ROLLER 12X26X12 '98	3
15	54807516000	FUEL HOSE 6X2,5	1
17	58031005000	CLAMP YDNAC 10128 12MM	2
18	0017060203	EJOT PT SCREW K60X20 WS=6	2
19	0017060204	EJOT PT SCREW K60X20 ALU WS=6	8
22	51030022000	ANGLE PIECE 90 DEGREE M10X1	1
35	77207040000	SEAT CPL.	1
38	77207040050	SEAT COVER	1
50*	7720805400004E	SPOILER KIT ORANGE SX/XC 2012 WITH DECAL	1
52	50308052000	BUSH FOR SPOILER 6X11X16X5 MM	2
61	0025060206	HH COLLAR SCREW M6X20 TX30	2
62	0025060126	HH COLLAR SCREW M6X12 TX30	2
63	0024060206	HH COLLAR SCREW M6X20 TX30	1

115150710 / C125030710

\* NEW PART

X AS REQUIRED

FIG	PART NUMBER	DESCRIPTION	QTY
1*	77208098100	DECAL NUMBER PLATE SX 11	1
2*	51508098200	DECAL REAR PART 150 SX 2012	1



125150830 / C125150830

\* NEW PART

X AS REQUIRED

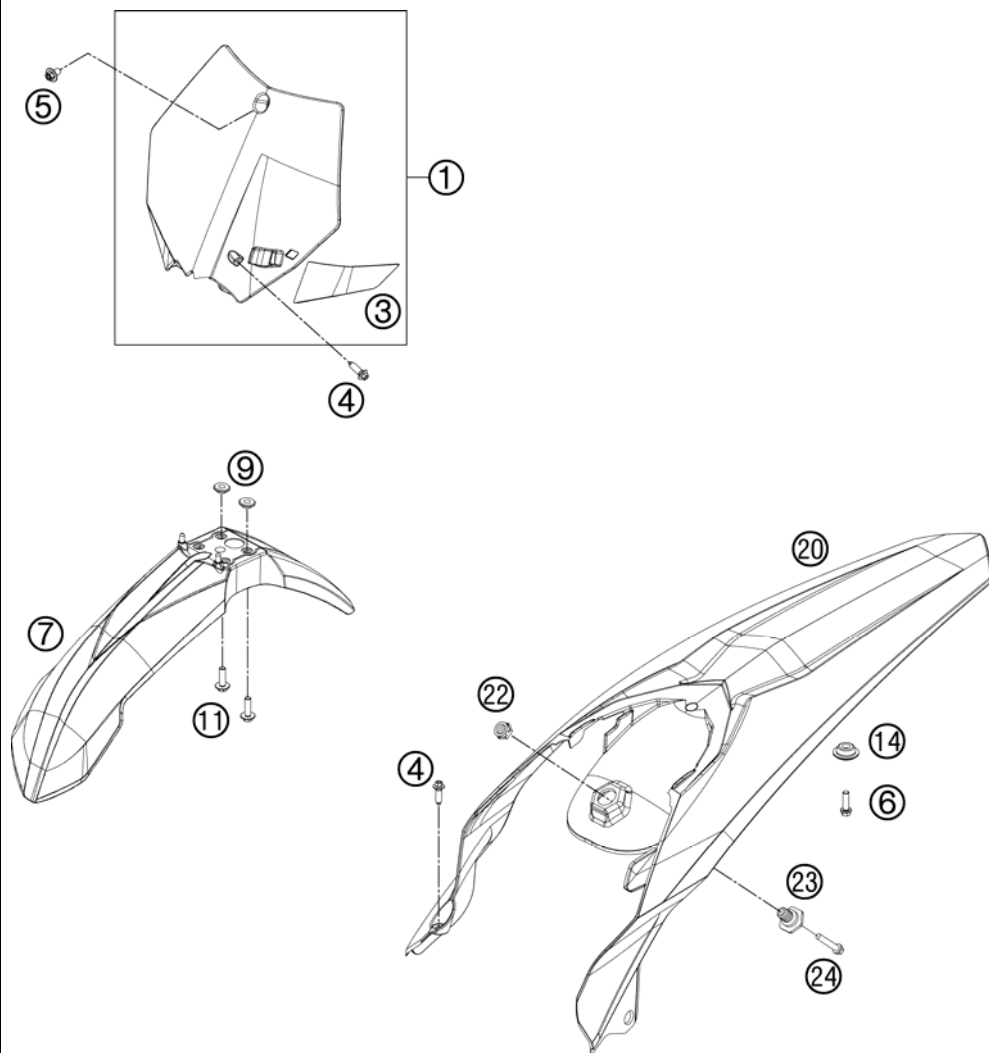


FIG	PART NUMBER	DESCRIPTION	QTY
1	7730800704428	START NUMBER PLATE CPL. WHITE	1
3	7730802200030	BRAKE HOSE GUIDE BLACK 08	1
4	0017060204	EJOT PT SCREW K60X20 ALU WS=6	2
5	0024060106	HH COLLAR SCREW M6X10 TX30	1
6	0025050166	HH COLLAR SCREW M5X16 TX30	2
7	7730801000004	FRONT FENDER 07	1
9	54808020000	SPACER BUSHING 03	4
11	0024060206	HH COLLAR SCREW M6X20 TX30	4
14	77308013010	COLLAR BUSH. F.REAR FENDER 07	2
20	7720801300028	REAR FENDER SX WHITE 11	1
22	50314057050	COLLAR NUT M12X1/WS17 H=5MM	1
23	54807048000	BUSHING FOR SEAT FASTENING 03	1
24	0025060256	HH COLLAR SCREW M6X25 TX30	1

117710810 / C127710810

\* NEW PART

X AS REQUIRED

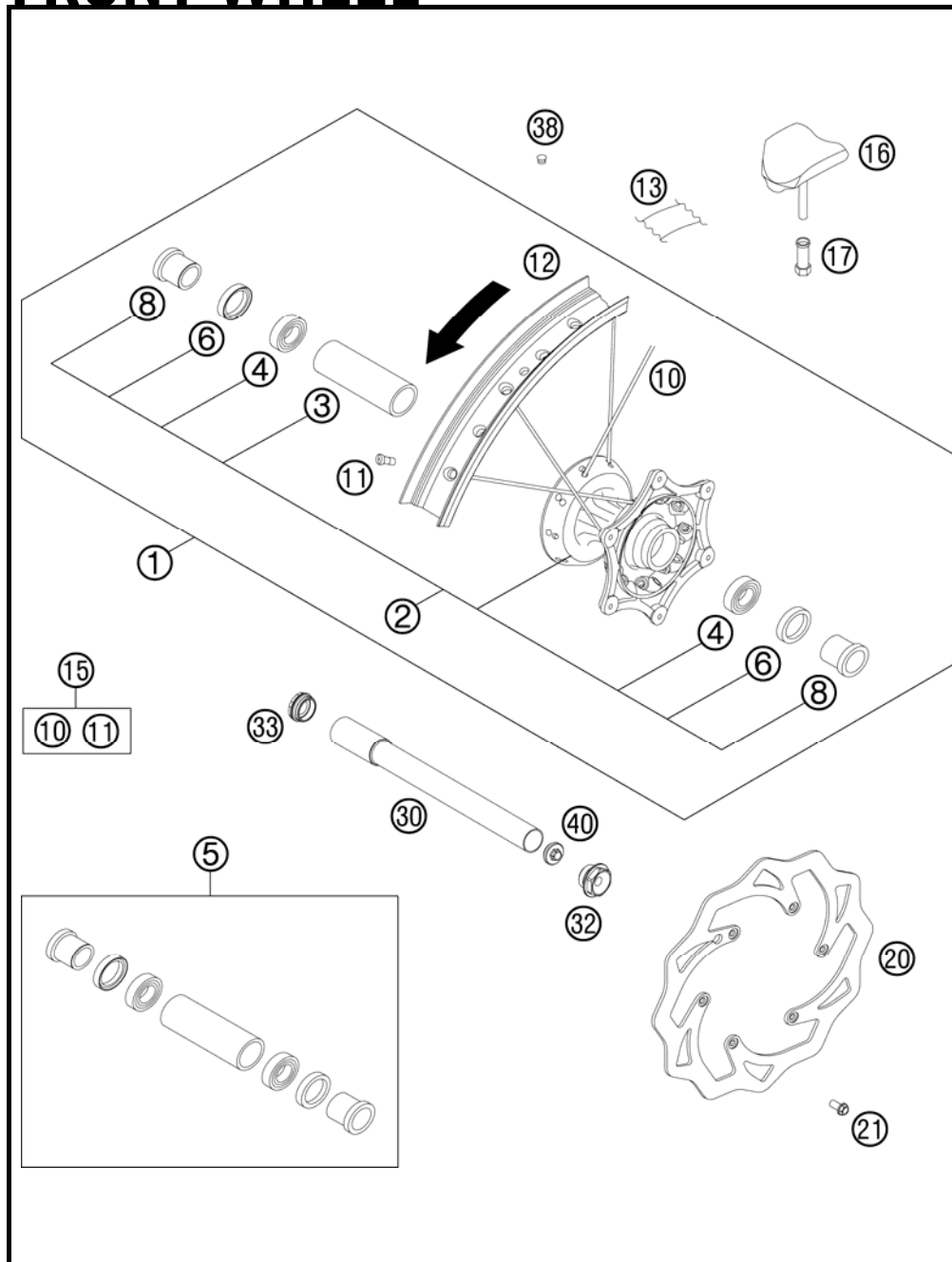


FIG	PART NUMBER	DESCRIPTION	QTY
1	77109001044	FRONTWHEEL CPL.1,6X21EXCEL 11	1
2	78009010144	FRONT WHEEL HUB CPL.	1
3	54809011000	BEA.SPACERTUBE 35X2 L=79,4 03	1
4	0625069068	GR.BALL BEAR.6906 DDU2CG23S6NM	2
5	78009015000	FRONT WHEEL REP. KIT	1
6	0760354771	SHAFT SEAL RING 35X47X7 TC	2
8	78009012000	SPACER BUSHING F. FR. WHEEL 08	2
10	77109071226	SPOKE M4,5x226-21" 11	36
11	77109072000	SPOKE NIPPLE M4,5 AL 11	36
12	77109070000	RIM 1,6"X21" EXCEL 11	1
13	50309073000	RIM BAND 21"	1
15	00050000916	SPOKE KIT FRONT "21"	x
16	51009100100	RIM LOCK VM1 (1,60")	1
17*	77110090050	NUT FOR WHEEL HOLDER	1
20	77309060000	BRAKE DISC FRONT 260	1
21	59009062013	SPECIAL SCREW M6X13 WS=8 10.9	6
30	77309081000	WHEEL SPIN.FR. D=26 M24x1,5 07	1
32	54809082000	SPINDLE SCREW M24X1,5 WS=27 03	1
33	54809081050	PLUG BUSHING WS=27 03	1
38	55003135000	PLUG FOR RIM	x
40	54809081070	AUXILIARY SCREW FRONT 06	1

117710910 / C127710910

\* NEW PART

X AS REQUIRED

# REAR WHEEL

150 SX 2012

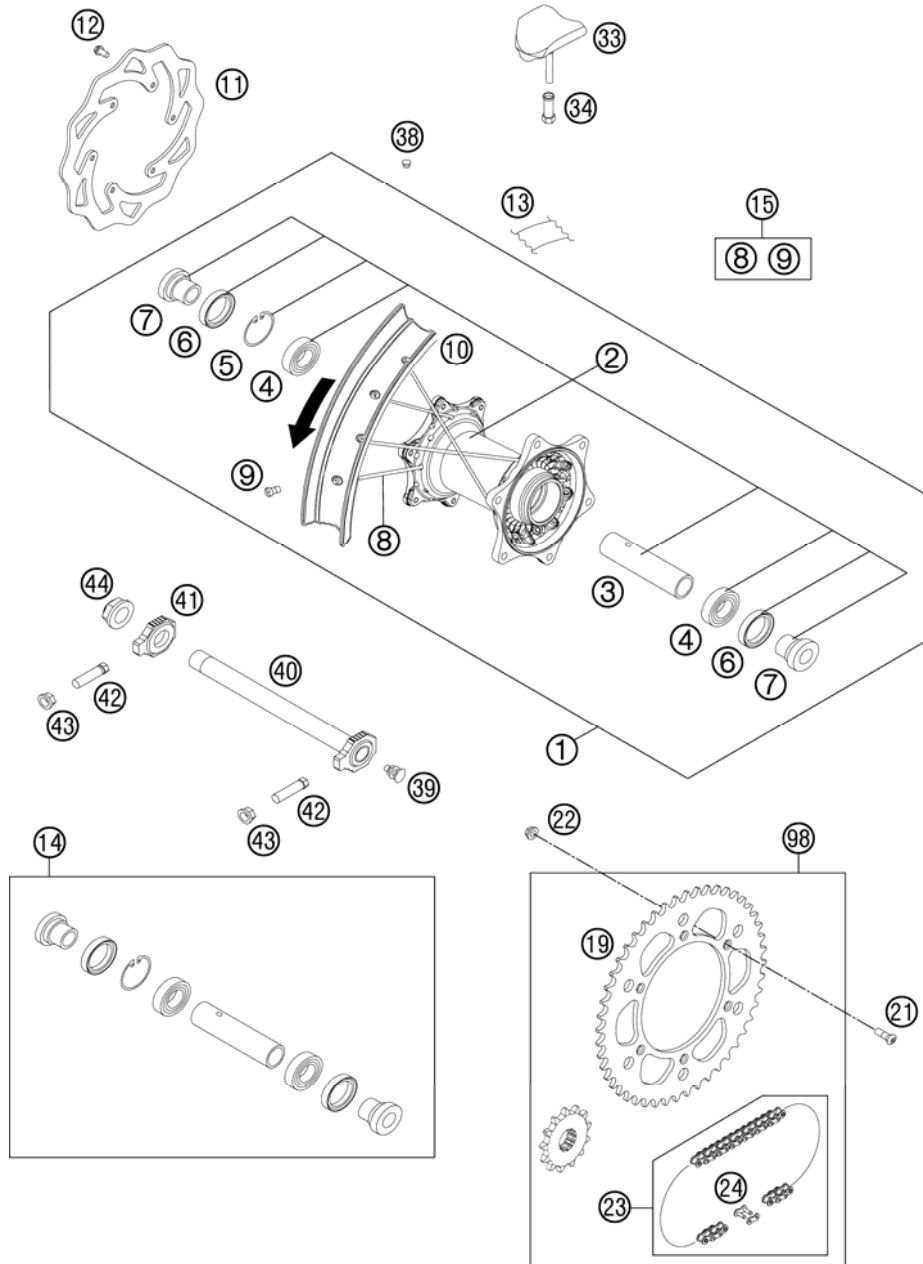


FIG	PART NUMBER	DESCRIPTION	QTY
1	77110001044	REARWHEEL CPL.2,15X19 EXCEL 11	1
2	78010010144	REAR WHEEL HUB CPL.	1
3	59010011000	BUSHING SPACER TUBE 121,5MM 01	1
4	0625060058	GR.BALL BEAR.6005 DDU2CG23S6NM	2
5	0472047175	CIRCLIP DIN0472-47X1,75	1
6	0760324771	SHAFT SEAL RING 32X47X7 BSL	2
7	78010016000	BUSHING FOR HUB 08	2
8	77110071205	SPOKE M4,5x205-19" 11	36
9	77109072000	SPOKE NIPPLE M4,5 AL 11	36
10	77110070000	RIM 2,15"X19" EXCEL 11	1
11	77310060000	BRAKE DISC REAR 220	1
12	59009062013	SPECIAL SCREW M6X13 WS=8 10.9	6
13	50310073200	RIM BAND 18" AND 19"	1
14	78010015000	REAR WHEEL REP. KIT	1
15	00050000917	SPOKE KIT REAR "19"	x
19	58310051038	REAR SPROCKET 38-T	x
19	58310051042	REAR SPROCKET 42-T	x
19	58310151040	REAR SPROCKET 40-T	x
19	58310151045	REAR SPROCKET 45-T	x
19	58310151048	REAR SPROCKET 48-T	1
19	58310151049	REAR SPROCKET 49-T	x
19	58310151050	REAR SPROCKET 50-T	x
19	58310151051	REAR SPROCKET 51-T	x
19	58310151052	REAR SPROCKET 52-T	x
21	0019080266S	COUNTER-SUNK SCREW ISA45 M8X26	6
22	06923080003	HEXAGON NUT DIN EN1661 M8 SW13	6
23	50310165118	CHAIN 5/8X1/4" MX	1
24	50310166000	CONNECTING LINK F. 50310165118	1
33	54010100100	RIM LOCK VM3 (2.15")	2
34*	77110090050	NUT FOR WHEEL HOLDER	2
38	55003135000	PLUG FOR RIM	x
39	50210086000	COVERING CAP SFL16	x
40	77310085044	WHEEL SPINDLE RE. CPL.265MM 07	1
41	50310084000	CHAIN TENSIONER R/S 2000	1
42	50304040100	SCREW M10X1,25X50 WS=10	2

117711010 / C127711010

\* NEW PART

X AS REQUIRED

# REAR WHEEL

150 SX 2012

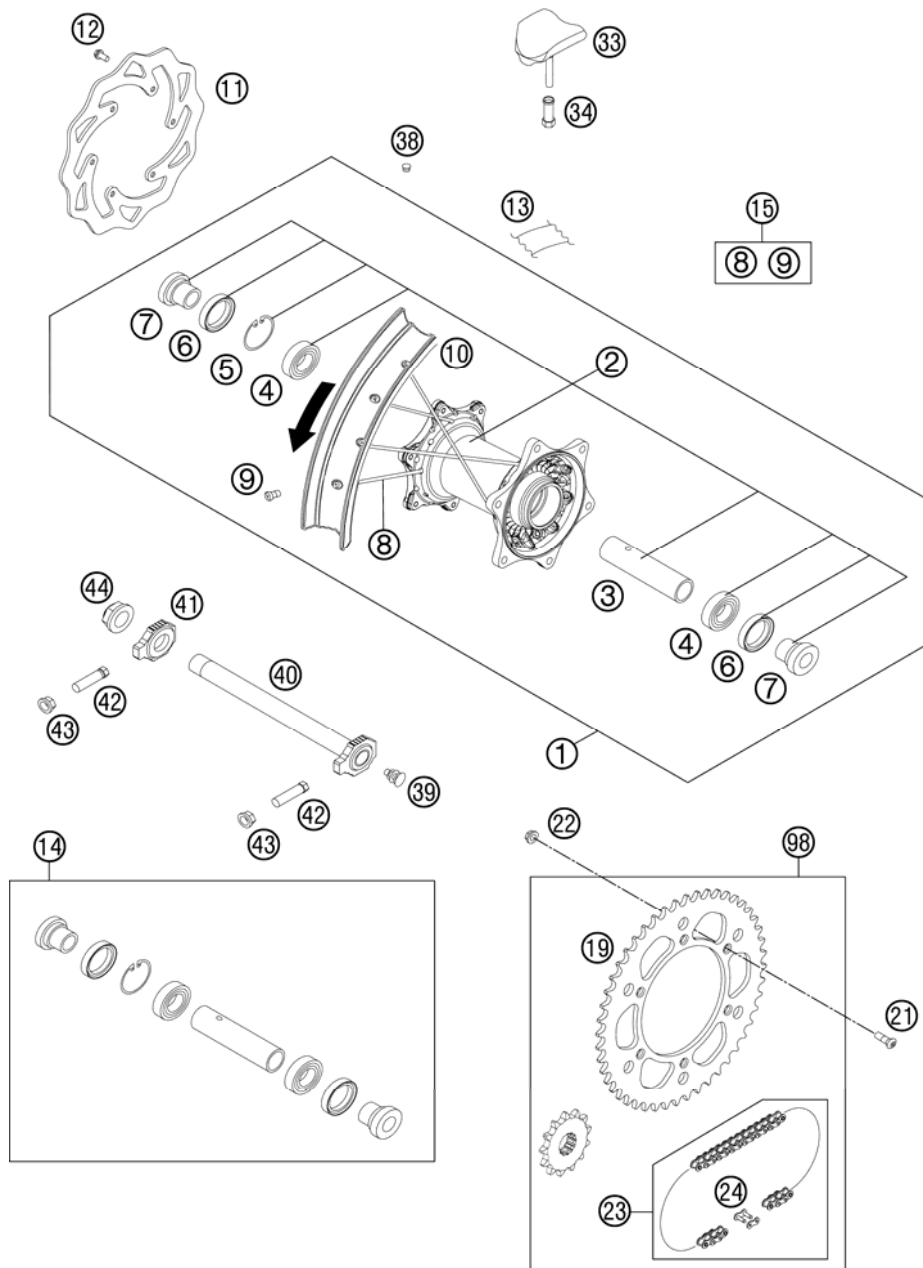


FIG	PART NUMBER	DESCRIPTION	QTY
43	58414030000	HH COLLAR NUT M10X1,25 WS=13	2
44	50310099000	HEXAGON NUT M20X1,5 '98	1
98	00050002004	DRIVETRAIN KIT 250SX/-F 13/48T	x

117711010 / C127711010

\* NEW PART

X AS REQUIRED

# BRAKE CALIPER REAR

150 SX 2012

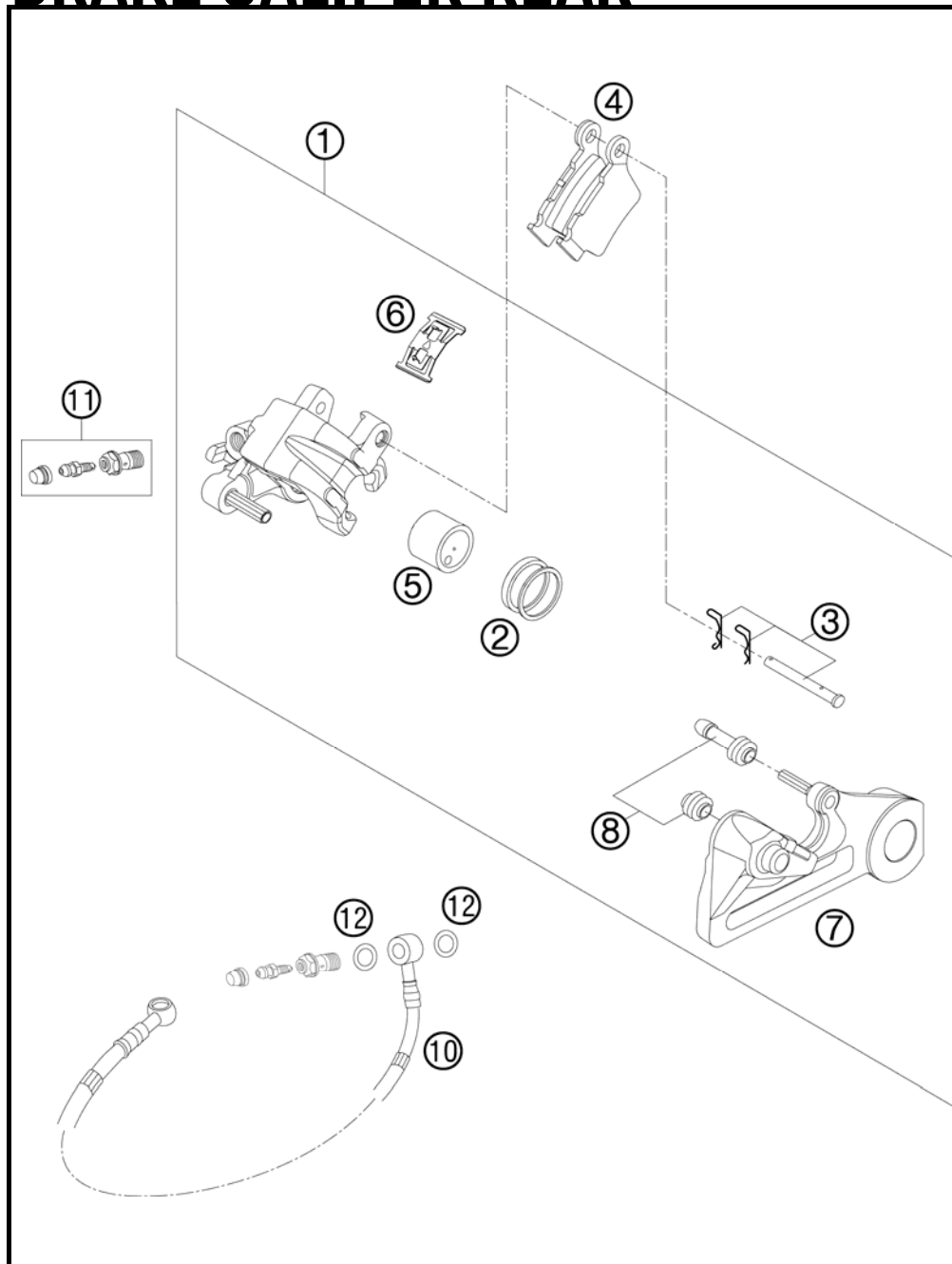


FIG	PART NUMBER	DESCRIPTION	QTY
1	54813080101	BRAKE CAL. RE. - WITHOUT PADS	1
2	50313081200	REPAIR KIT SEALING RINGS 26MM	1
3	54813082000	BOLT SET FOR BRAKE CALIPER 03	1
4	54813090300	BRAKE PAD SET REAR TOYO	1
5	54813083000	BRAKE PISTON 26MM 2003	1
6	54813018000	RETAINING SPRING SET 2003	1
7	54813075000	BRAKE CALIPER SUPPORT REAR	1
8	54613218000	CUP SET SHORT	1
10	54813070000	BRAKE HOSE REAR 655MM 03	1
11	62513020000	BLEEDER SCREW CPL. 05	1
12	0603100141	COPPER GASKET DIN7603-10X14X1	2

095031390 / C105031390

\* NEW PART

X AS REQUIRED



# HAND BRAKE CYLINDER

150 SX 2012

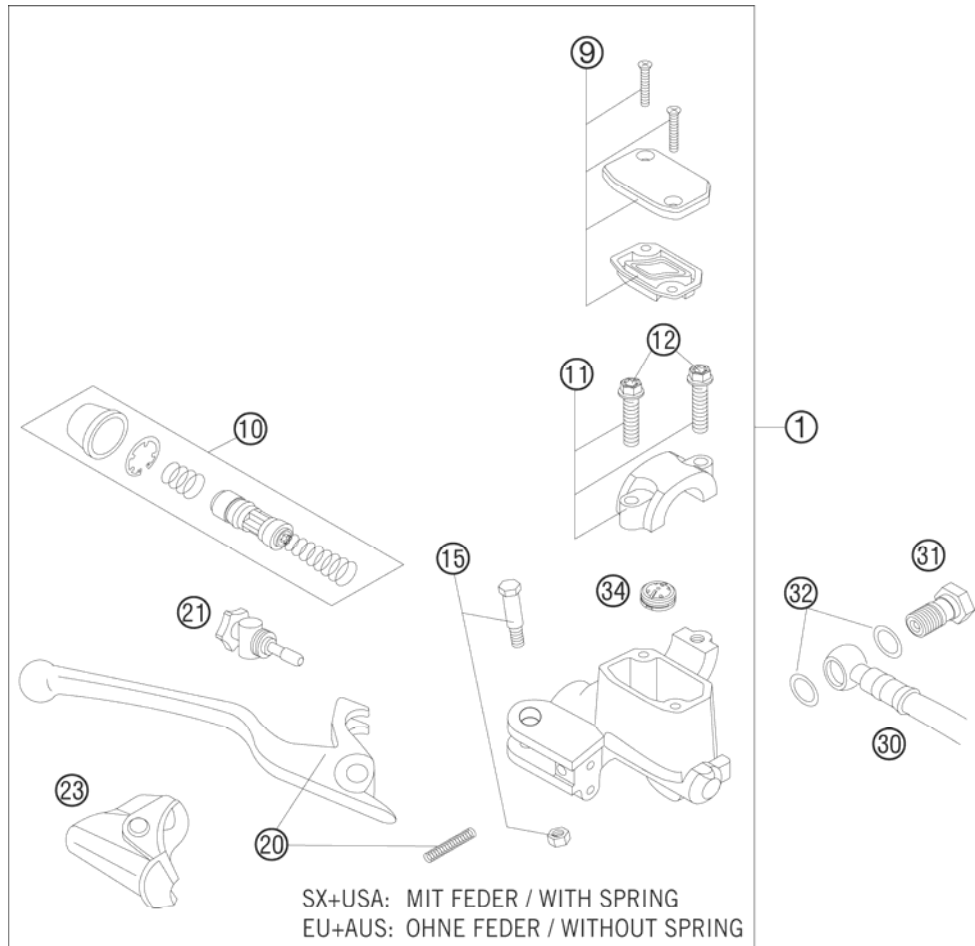


FIG	PART NUMBER	DESCRIPTION	QTY
1	77013001044	HAND BRAKE CYLINDER CPL. SX 09	1
9	50313003000	HANDBRAKE CYL.COVER CPL.NATURE	1
10	54813008300	REP.SET PISTON D=9MM 2009	1
11	50313005000	CLAMP CPL. NATURE	1
12	0025060256	HH COLLAR SCREW M6X25 TX30	2
15	50313006100	LEVER SCREW CPL. 2001	1
20	54813002200	HAND BRAKE LEVER + SPRING 2009	1
21	54813007300	ADJUSTING SCREW CPL. SX 2009	1
23	50313004000	PROTECTION CAP HAND BRAKE CYL.	1
30	59013010000	BRAKEHO. FRONT 1235MM 2000	1
31	54813020200	BANJO SCREW 08	1
32	0603100141	COPPER GASKET DIN7603-10X14X1	2
34	54802051000	VALVE	1
80	00062030000	BRAKE FLUID DOT5.1 0,25L	1

097701310 / C107701310

\* NEW PART

X AS REQUIRED

# BRAKE CALIPER FRONT

150 SX 2012

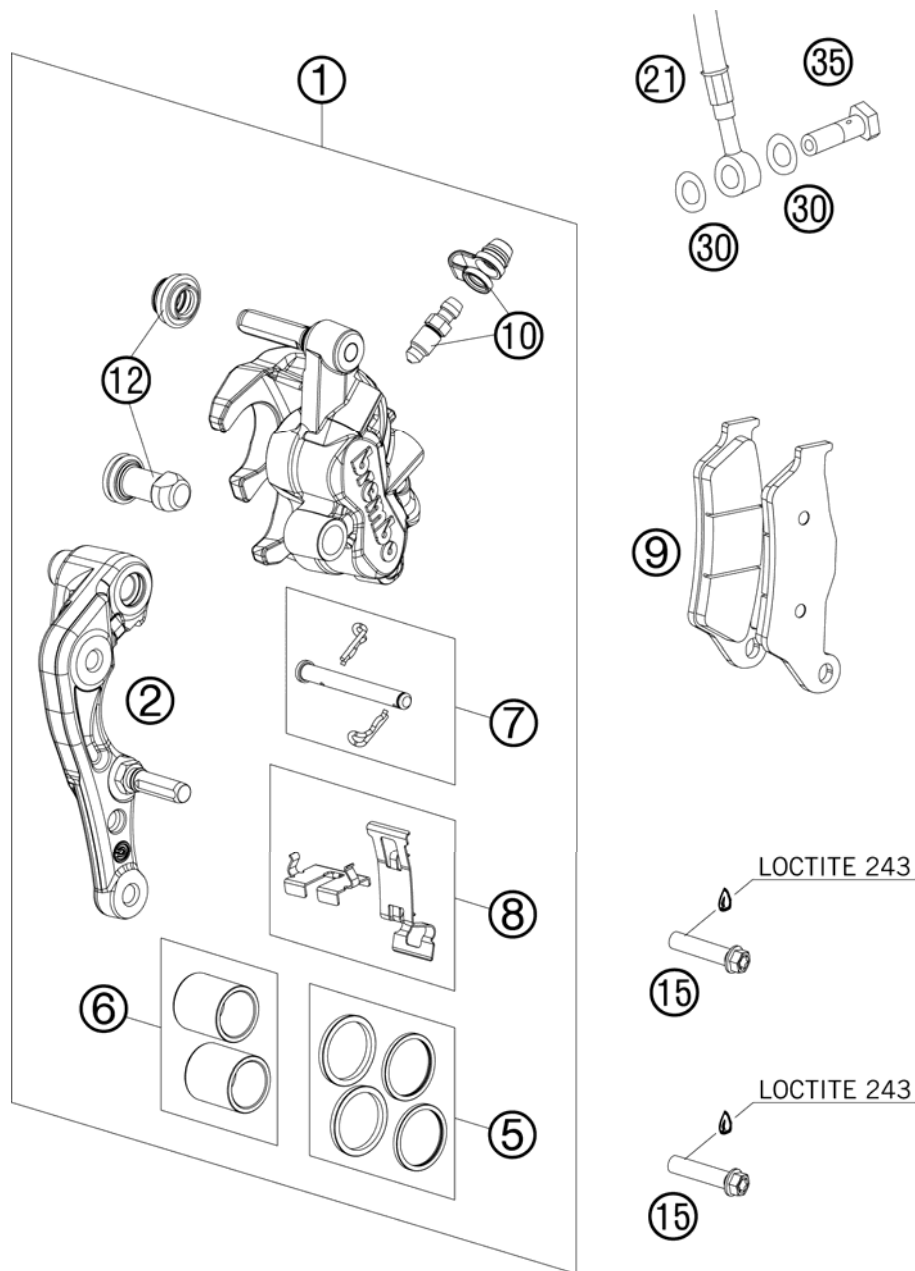


FIG	PART NUMBER	DESCRIPTION	QTY
1	7701301500101	CALIPER NAT. WITHOUT PADS	1
2	77013014000	BRAKE CALIPER SUPPORT FRONT 09	1
5	77013021000	REP. KIT SEALS 24MM	1
6	77013019000	REP. KIT PISTON 24MM	1
7	77013017000	BOLT CPL. 09	1
8	77013018000	RETAINING PLATE SET BREMBO	1
9	77013020000	BRAKE PADS TOYO B153	1
10	61013020100	BLEEDER SCREW WITH CAP	1
12	54613218000	CUP SET SHORT	1
15	0025080356S	HH COLLAR SCREW M8X35 TX40	2
21	59013010000	BRAKEHO. FRONT 1235MM 2000	1
30	0603100141	COPPER GASKET DIN7603-10X14X1	2
35	50213025000	HOLLOW SCREW M10X1X19	1

097701361 / C107701360

\* NEW PART

X AS REQUIRED

# REAR BRAKE CONTROL

150 SX 2012

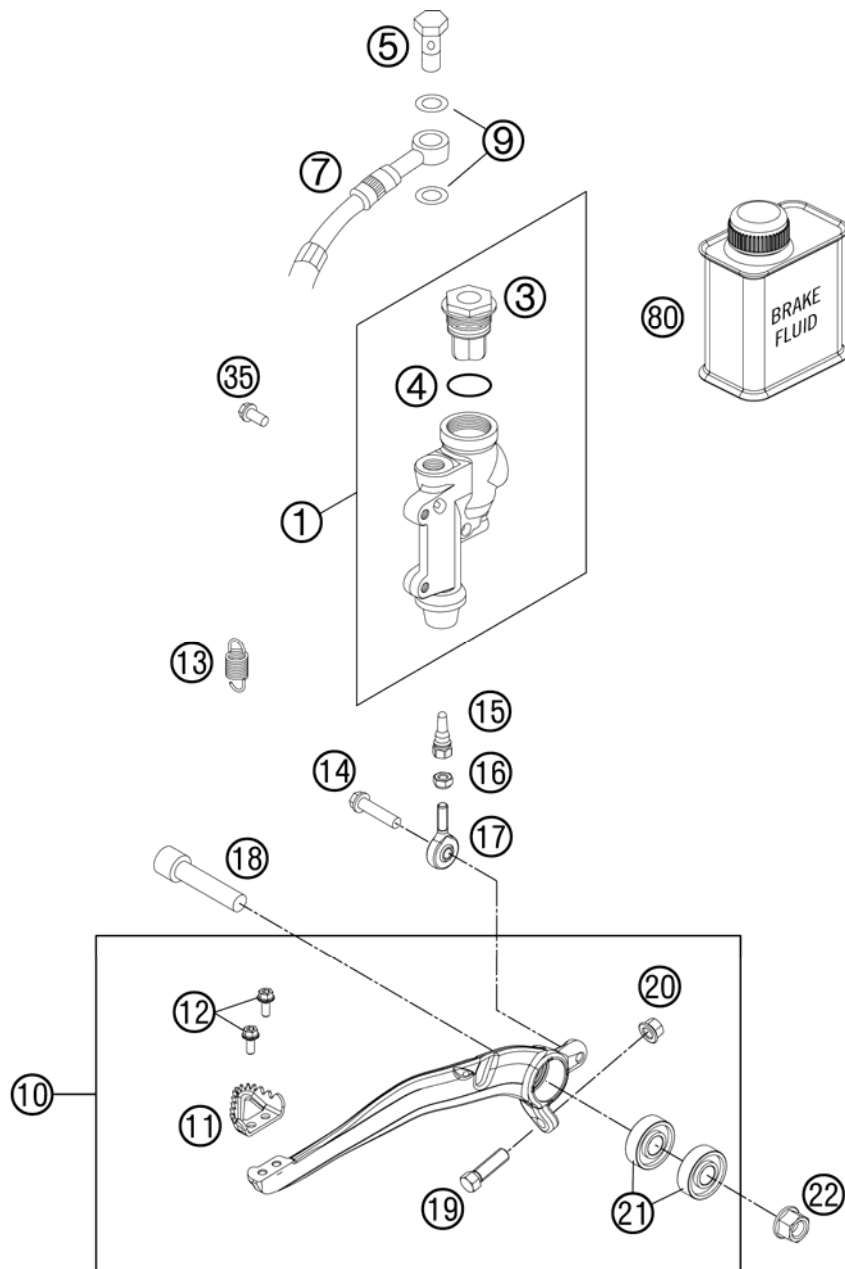


FIG	PART NUMBER	DESCRIPTION	QTY
1	77013060044	REAR BRAKE CYLINDER CPL.SX 09	1
3	54813062100	REAR BRAKE CYL. COVER CPL. 04	1
4	54813063000	FOOT-BRAKE CYL. GASKET SX 03	1
5	54813020200	BANJO SCREW 08	1
7	54813070000	BRAKE HOSE REAR 655MM 03	1
9	0603100141	COPPER GASKET DIN7603-10X14X1	2
10	77213050044	FOOT BRAKE LEVER CPL.	1
11	54813051000	STEP PLATE FOR BRAKE LEVER	1
12	0025050126	HH COLLAR SCREW M5X12 TX30	2
13	54603062000	RETURN SPRING FOR BRAKE LEVER	1
14	0025060206S	HH COLLAR SCREW M6X20 TX30	1
15	54813056000	PUSH ROD L=28MM 03	1
16	0985060003	SELF LOCK. NUT DIN0985-M 6	1
17	54813055000	SWIVEL HEAD KA6 03	1
18	0032100406S	AH-COLLAR SCREW M10X40 ISA45	1
19	59001037000	SPECIAL SCREW M8X26 WS=10	1
20	46030045000	COLLAR NUT M8 WS=10	1
21	0625060002	BALL BEARING SKF 6000-2RS1	2
22	54630044000	COLLAR NUT M10 WS=13	1
35	0025060126	HH COLLAR SCREW M6X12 TX30	2
80	00062030000	BRAKE FLUID DOT5.1 0,25L	1

125031330 / C125031330

\* NEW PART

X AS REQUIRED

①  
OHNE ABBILDUNG  
WITHOUT ILLUSTRATION

①  
TECHNISCHE DOKUMENTATION  
TECHNICAL DOCUMENTATION  
DOCUMENTACION TECNICA  
DOCUMENTATION TECHNIQUE  
NOTE TECNICHE

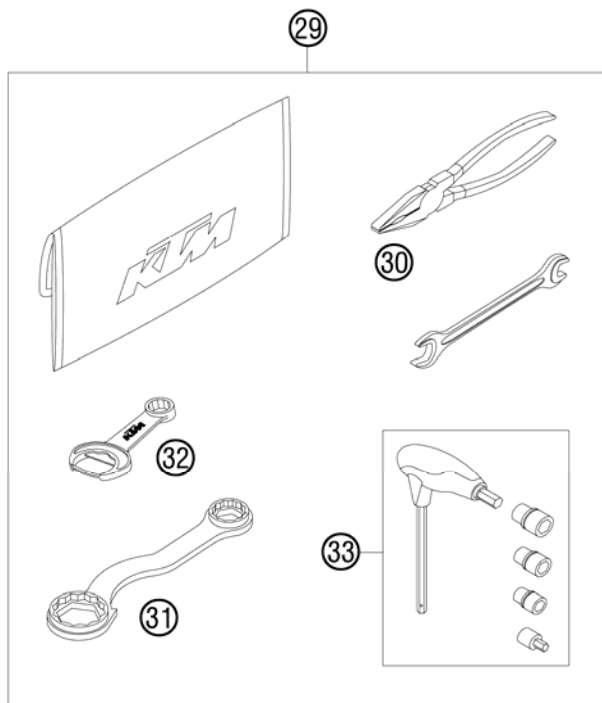



FIG	PART NUMBER	DESCRIPTION	QTY
0	00062030019	AIR FILTER OIL 100ML	1
0	00063004202	PRINT LABEL 60X51 MM	1
0	312305	DOCUMENTS BAG 2006	1
0	312313	KTM BALLPOINT PEN ORANGE	1
0	3210039	CUSTOMER WELCOME LETTER	1
0	5030314013390	FOOTPEG L.+R. CPL. 03	1
0	51535033050	COVER FOR RADIATOR FULL	1
0	51535033051	COVER FOR RADIATOR HALF	1
0	77203094000	PLASTIC FRAME PROTECTION SET	1
0	77302002000	BAR PAD	1
1*	3211714EN	OWN. MANUAL 125-250 SX/XC 2012	1
29	54829099100	TOOL KIT 12	1
30	53012028200	GRIP ORANGE B&F	1
31	50329080100	WRENCH SW=17/21/27/32 B&F	1
32	50329071100	WRENCH WS=13 B&F + OPENER	1
33	60029070200	T-WRENCH WS=6/8/10 TX=45 B&F	1

085032001 / C125152001

\* NEW PART

X AS REQUIRED









KTM-Sportmotorcycle AG  
A-5230 Mattighofen  
[www.ktm.at](http://www.ktm.at)

KTM Group Partner



3CF6101L1EN



Art.Nr.: 3CF6101L1EN 3/2011



SPARE PARTS MANUAL: ENGINE

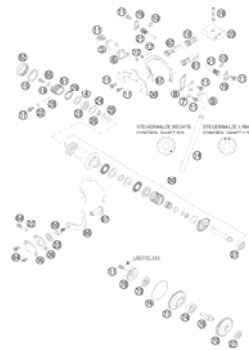
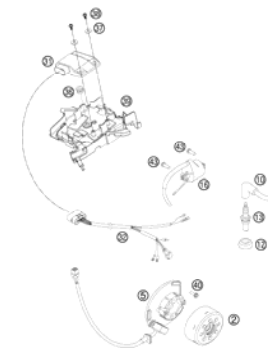

ART.NO.: 3CM081530LEN

ENGLISH





<p><b>ENGINE CASE</b></p> <p><b>3</b></p>	<p><b>CLUTCH COVER</b></p> <p><b>4</b></p>	<p><b>REED VALVE CASE</b></p> <p><b>5</b></p>	<p><b>CYLINDER, CYLINDER HEAD</b></p> <p><b>6</b></p>
<p><b>CRANKSHAFT, PISTON</b></p> <p><b>7</b></p>	<p><b>CARBURETOR</b></p> <p><b>8</b></p>	<p><b>CLUTCH</b></p> <p><b>10</b></p>	<p><b>TRANSMISSION I - MAIN SHAFT</b></p> <p><b>11</b></p>
<p><b>TRANSMISSION II - COUNTERSHAFT</b></p> <p><b>12</b></p>	<p><b>KICK STARTER</b></p> <p><b>13</b></p>	<p><b>SHIFTING MECHANISM</b></p> <p><b>14</b></p>	<p><b>COOLING SYSTEM</b></p> <p><b>16</b></p>

<p><b>EXHAUST CONTROL</b></p>  <p style="text-align: right;"><b>17</b></p>	<p><b>IGNITION SYSTEM</b></p>  <p style="text-align: right;"><b>19</b></p>		
	<div style="display: flex; align-items: center;">  <p>All information contained is without obligation. KTM-Sportmotorcycle AG particularly reserves the right to modify any equipment, technical specifications, prices, colors, shapes, materials, services, service work, constructions, equipment and the like so as to adapt them to local conditions or to cancel any of the above items, all without previous announcement and without giving reasons. KTM may stop manufacturing certain models without previous notice. KTM shall not be held liable for any deviations of availability and/or ability to deliver, illustrations, descriptions, printing and/or other errors. The illustrated models partly contain extra equipment, which is not applied to standard models.          © by KTM-SPORTMOTORCYCLE AG, Mattighofen AUSTRIA; All rights reserved; Reprint, also in extracts, with written allowance of KTM-SPORTMOTORCYCLE AG, Mattighofen only.</p> </div>		

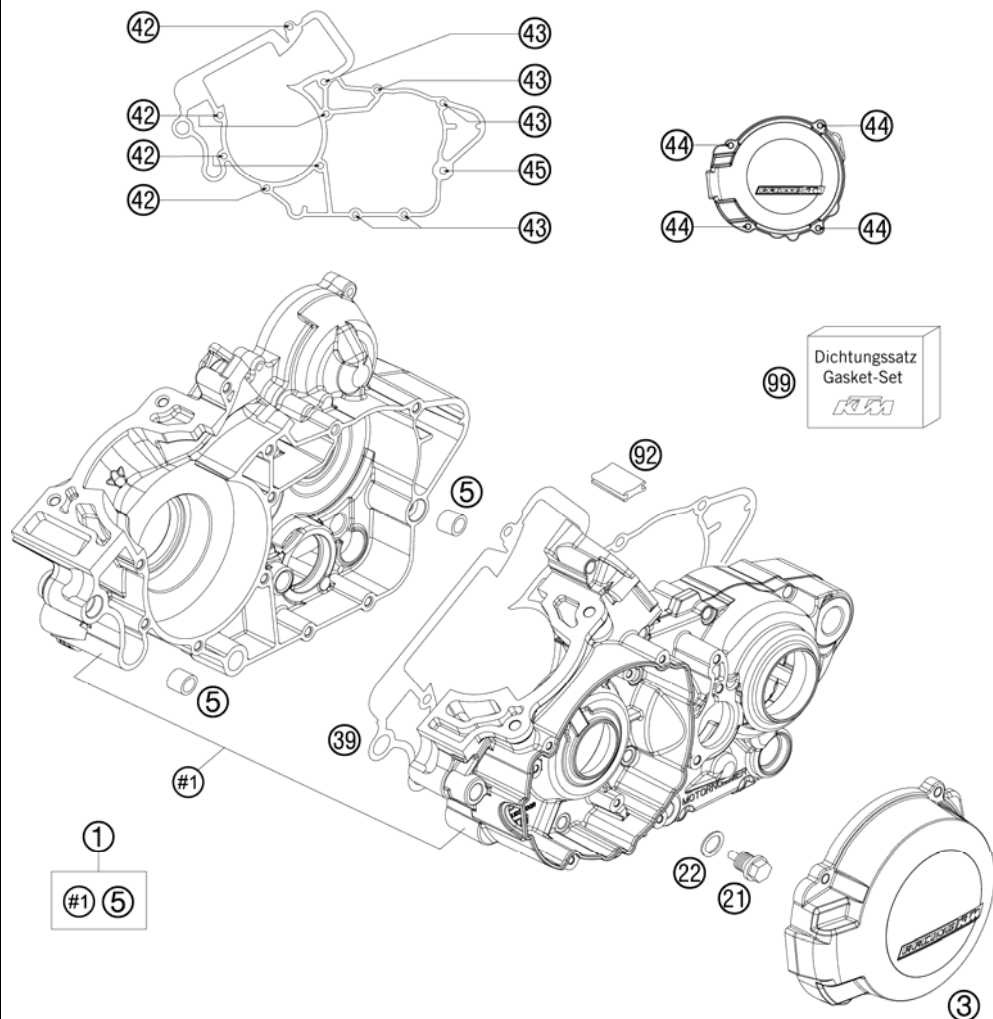


FIG	PART NUMBER	DESCRIPTION	QTY
1	5153000044	ENGINE CASE CPL W.TRAN.BEAR.07	1
3	50330002400	IGNITION COVER	1
5	54630027000	DOWEL BUSHING 13,8X11X12	2
21	58030021000	OILDRAIN PLUG W.MAG. M 12X1,5	1
22	58038022000	CU-SEAL RING DIN7603-12X18X1,5	1
39	50330039000	ENGINE CASE GASKET 0,5MM '98	1
42	0025060506	HH COLLAR SCREW M6X50 TX30	6
43	0025060556	HH COLLAR SCREW M6X55 TX30	5
44	0014050163	HH COLLAR SCREW M 5X16 WS=6	4
45	0025060606	HH COLLAR SCREW M6X60 TX30	1
92	50330092000	OIL GUARD GROMMET 25X31 '98	1
99	50330099200	GASKET KIT 125 07	1

095033010 / C105033010

\* NEW PART

X AS REQUIRED

# CLUTCH COVER

150 SX 2012

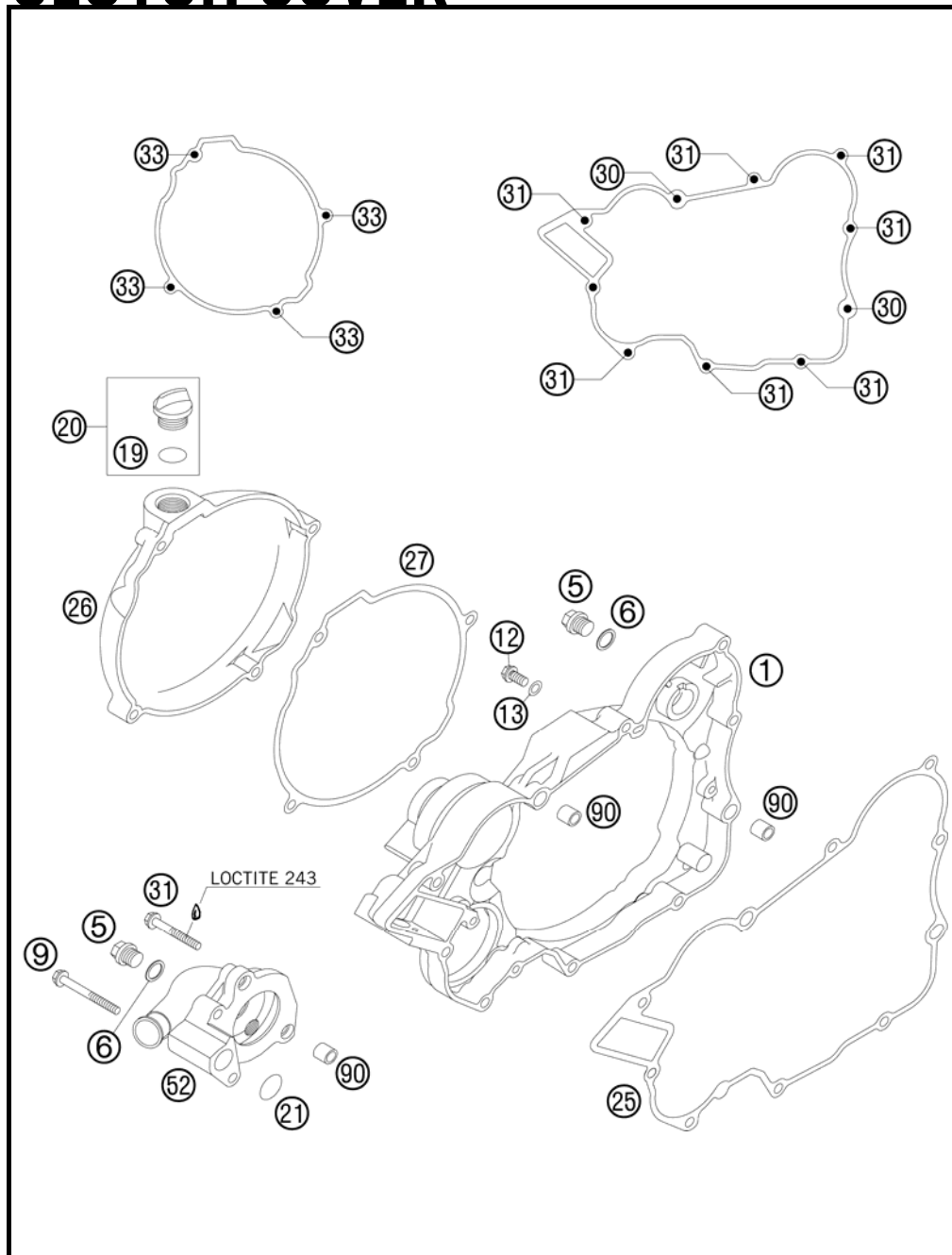


FIG	PART NUMBER	DESCRIPTION	QTY
1	5033000114415	CLUTCH COVER CPL. 125/200 '09	1
5	0910100003	PLUG DIN0910-M 10X1	2
6	0603100141	COPPER GASKET DIN7603-10X14X1	2
9	0025060506	HH COLLAR SCREW M6X50 TX30	2
12	0025060126	HH COLLAR SCREW M6X12 TX30	1
13	0603061001	CU-SEAL RING DIN7603-6X10X1	1
19	0770191015	O-RING 19,00X3,00 NBR	1
20	58030120000	OIL FILLER CAP M24x3 WITH O-R	1
21	0770160030	O-RING 16,00X3,00 NBR 70	1
25	50330025000	CLUTCH COVER GASKET 0,5MM	1
26	5033002610015	CLUTCH OUTSIDE COVER	1
27	50330027000	CLUTCH OUTS. COVER GASKET 1MM	1
30	0025060406	HH COLLAR SCREW M6X40 TX30	2
31	0025060356	HH COLLAR SCREW M6X35 TX30	9
33	0025060306	HH COLLAR SCREW M6X30 TX30	4
52	50335052000	WATER PUMP COVER 125/200 '98	1
90	49030090000	DOWEL 9,8 X 7 X 10	4

095033020 / C105033020

\* NEW PART

X AS REQUIRED

# REED VALVE CASE

150 SX 2012

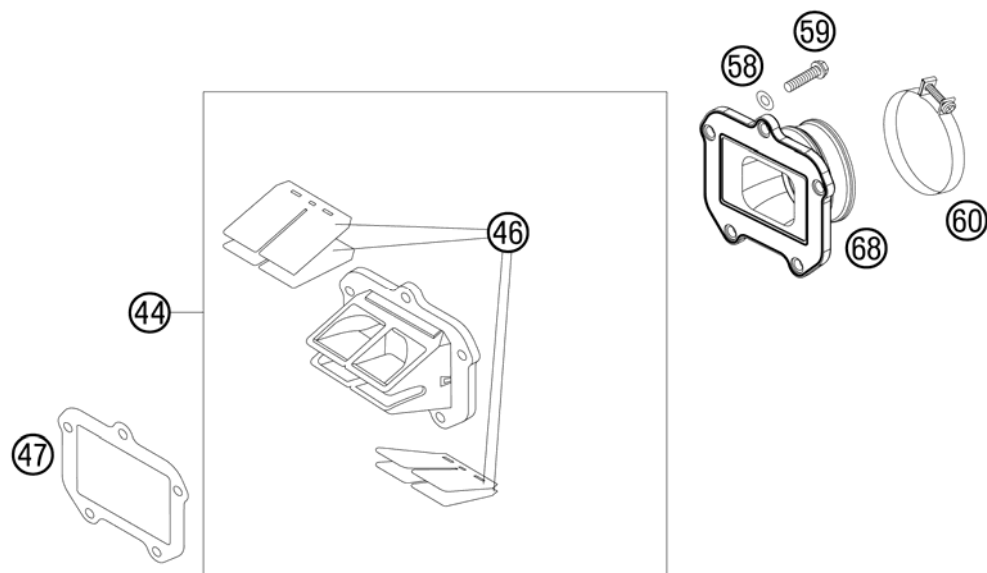


FIG	PART NUMBER	DESCRIPTION	QTY
44	50330051444	REED VALVE ASSY V-FORCE3 06	1
46	50330052244	RED VALVE-SET V-FORCE 3 06	1
47	50330098050	GASKET REED V.PLATE V-FORCE 04	1
58	0137060003	SPRING WASHER DIN0137-B 6	5
59	0025060256	HH COLLAR SCREW M6X25 TX30	5
60	54330061000	CLAMP 52/12 GEMI	1
68	50330050300	INTAKE FLANGE 125 09	1

095033070 / C105033070

\* NEW PART

X AS REQUIRED

# CYLINDER, CYLINDER HEAD

150 SX 2012

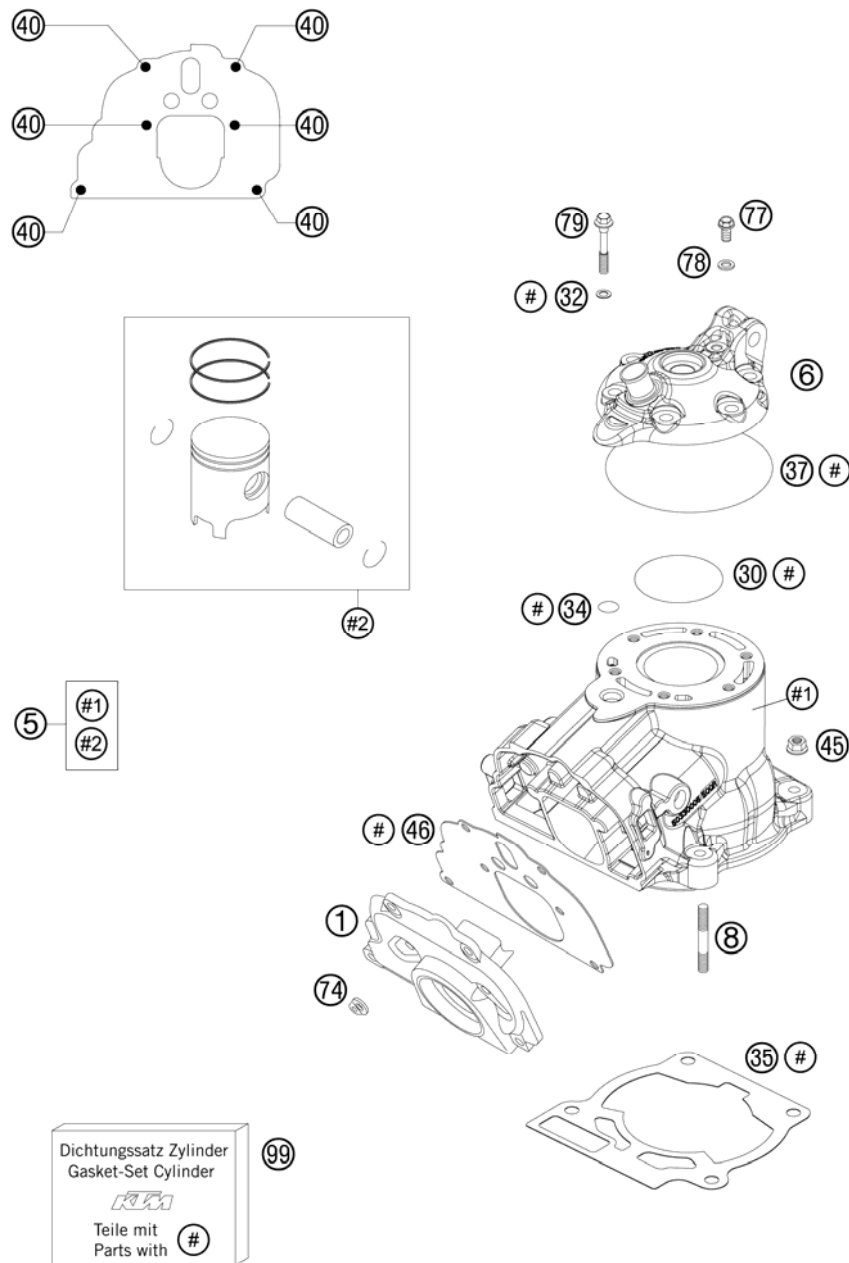


FIG	PART NUMBER	DESCRIPTION	QTY
1	50337001200	INTERMEDIATE FLANGE 125 06	1
5*	51530038300	CYLINDER AND PISTON CPL. 150	1
6*	51530006200	CYLINDER HEAD 150	1
8	0835080276	STUD DIN0835-M 8X27	4
30	0770062020	O-RING 62,00X2,00 VITON	1
32	0603070121	CU-SEAL RING DIN7603- 7,3X12X1	6
34	0770012021	O-RING 12X2 VITON GREEN	1
35	50330035020	CYLINDER BASE GASKET 0,20MM	x
35	50330035025	CYLINDER BASE GASKET 0,25MM	x
35	50330035040	CYLINDER BASE GASKET 0,40MM	x
35	50330035050	CYLINDER BASE GASKET 0,50MM	x
35	50330035075	CYLINDER BASE GASKET 0,75MM	x
37	0770086020	O-RING 86X2 VITON75SHORE GREEN	1
40	0014050203	HH COLLAR SCREW M 5X20 WS=6	6
45	50330045000	HH COLLAR NUT M 8 WS=12	4
46	50337046200	INTERMED. GASKET 125 06	1
74	51005074000	RETAINING PLATE	2
77	0025060106	HH COLLAR SCREW M6X10 TX30	1
78	0603061001	CU-SEAL RING DIN7603-6X10X1	1
79	50330079000	CYL. HEAD BOLT M 7X30 WS=10	6
99	50330097100	CYLINDER GASKET SET 125/200 07	x

105033050 / C125153050

\* NEW PART

X AS REQUIRED



# CRANKSHAFT, PISTON

150 SX 2012

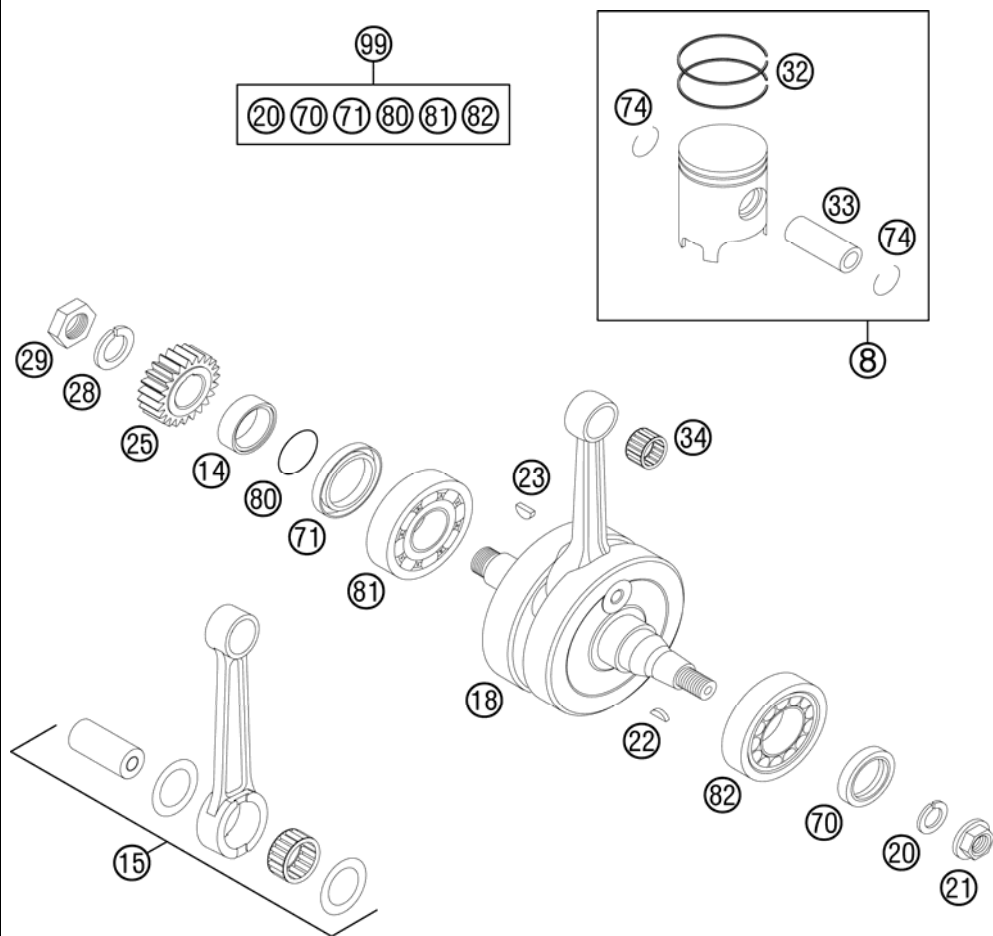


FIG	PART NUMBER	DESCRIPTION	QTY
8*	51530007400 I	PISTON 144 SX	1
8*	51530007400 II	KOLBEN 144 SX	1
14	54633014100	SPACER BUSHING 12MM	1
15	50330015100	CON.ROD REPAIR KIT 125'07	1
18	51530018000	CRANKSHAFT CPL. 144 SX 2007	1
20	50230029012	LOCKING RING VSK 12	1
21	49030021000	COLLAR NUT M12X1 R/S	1
22	0888030050	WOODRUFF KEY DIN6888-3X5X13	1
23	6946005	WOODRUFF KEY 5X6,5 HARDED	1
25	50332023123	PRIMARY PINION 23-T 125/200 06	1
28	50230029016	LOCKING RING VSK 16	1
29	50330029000	HEXAGON NUT M 16 X 1,5 - L/S	1
32	51530032000	TRAPEZOID RING 144 08	x
33	51530033100	PISTON PIN 150 SX 08	1
34	51030034000	NEEDLE BEARING KBK 15X19X20	1
70	0760253570	SHAFT SEAL RING 25X35X7 BTSL	1
71	0760324564	SHAFT SEAL RING 32X45X6,5 BT	1
74	50330074500	WIRE LOCK RING 15X1	2
80	0770250020	O-RING 25,00X2,00 NBR 70	1
81	0625063055	BALL BEARING 6305 JR2 CS36	1
82	50330082000	CYL.ROLLER BEAR.NJ206 ET2XCS46	1
99	00050002300	CONRODREP KIT 125-200SX/EXC 11	x

115033060 / C125153060

\* NEW PART

X AS REQUIRED

**ACHTUNG !!!**  
Vor dem Einbau des Vergasers,  
Bedüsung kontrollieren.

**CAUTION !!!**  
Before mounting the carburetor,  
check the jetting.

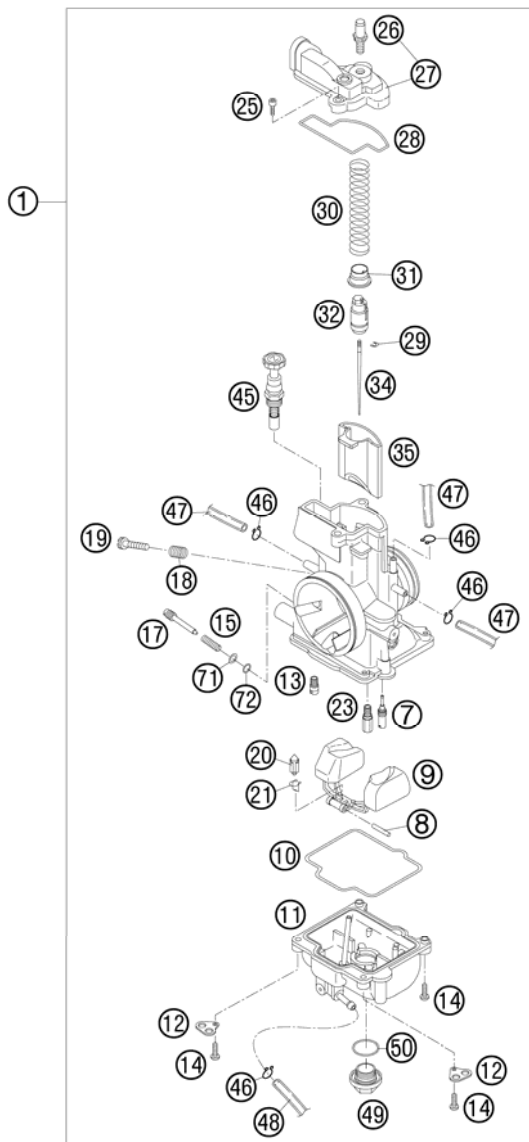


FIG	PART NUMBER	DESCRIPTION	QTY
1	51531001444	CARB. KEIH. PWK 38S AG BC0 11	1
7	54531607038	IDLE JET 38 KEIHIN	x
7	54531607040	IDLE JET 40 KEIHIN	x
7	54531607042	IDLE JET 42 KEIHIN	x
7	54531607045	IDLE JET 45 KEIHIN	x
7	54531607048	IDLE JET 48 KEIHIN	x
7	54531607050	IDLE JET 50 KEIHIN	x
7	54531607052	IDLE JET 52 KEIHIN	x
8	57331008000	ARM PIN FLOAT	1
9	57331009000	FLOAT CPL.	1
10	54831010000	GASKET FLOAT CHAMBER	1
11	54831011000	FLOAT CHAMBER PWK38-S AG	1
12	54531612100	RETAINING PLATE FOR BLEEDER	2
13	54831051085	STARTER JET 85 KEIHIN	1
14	0016040163	HH COLLAR SCREW M 4X16 WS=6	4
15	54531615000	SPRING FOR ADJUSTMENT SCREW	1
17	54831017000	STOP SCREW CPL.	1
18	54631118000	SPRING	1
19	54631219100	ADJUSTMENT SCREW M 5	1
20	54631220000	FLOAT NEEDLE	1
21	54531621000	CLAMP	1
23	54531623170	MAIN JET 170 KEIHIN	x
23	54531623172	MAIN JET 172 KEIHIN	x
23	54531623175	MAIN JET 175 KEIHIN	x
23	54531623178	MAIN JET 178 KEIHIN	x
23	54531623180	MAIN JET 180 KEIHIN	x
23	54531623182	MAIN JET 182 KEIHIN	x
23	54531623185	MAIN JET 185 KEIHIN	x
23	54531623188	MAIN JET 188 KEIHIN	x
23	54531623190	MAIN JET 190 KEIHIN	x
23	54531623192	MAIN JET 192 KEIHIN	x
23	54531623195	MAIN JET 195 KEIHIN	x
23	54531623198	MAIN JET 198 KEIHIN	x
23	54531623200	MAIN JET 200 KEIHIN	x
23	54531623202	MAIN JET GR. 202 KEIHIN	x

095153110 / C125153110

\* NEW PART

X AS REQUIRED

**ACHTUNG !!!**  
Vor dem Einbau des Vergasers, Bedüsung kontrollieren.

**CAUTION !!!**  
Before mounting the carburetor, check the jetting.

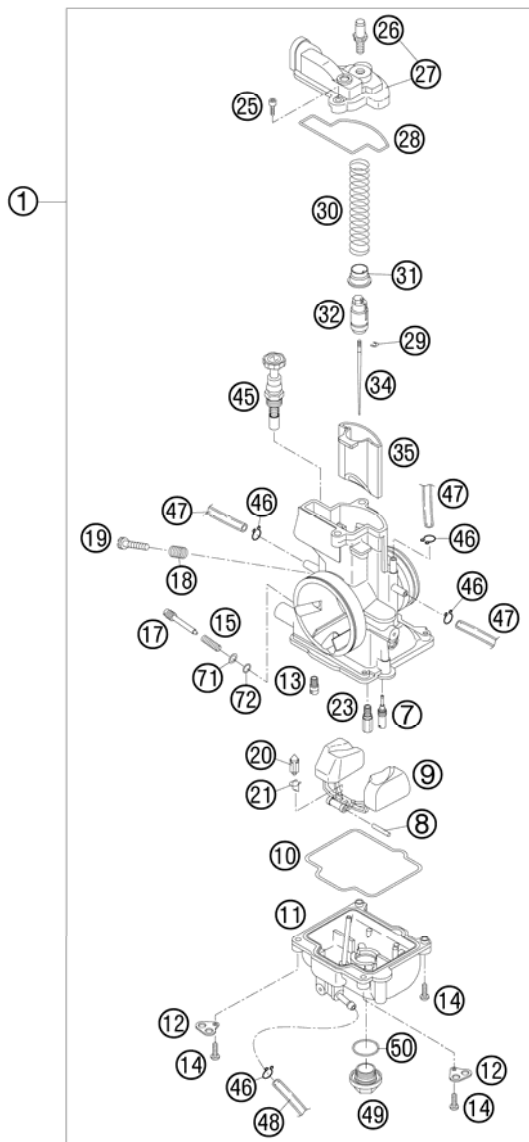


FIG	PART NUMBER	DESCRIPTION	QTY
23	54531623205	MAIN JET 205 KEIHIN	x
23	54531623208	MAIN JET 208 KEIHIN	x
23	54531623210	MAIN JET 210 KEIHIN	x
23	54531623212	MAIN JET 212 KEIHIN	x
23	54531623215	MAIN JET 215 KEIHIN	x
25	54831025000	SPECIAL-AH-SCREW M 4X12	2
26	54831029000	THROTTLE CALBE HOLDER M6X0,75	1
27	50331027000	CARBURETOR COVER PWK 38S AG 09	1
28	54831028000	GASKET FOR CARBURETOR COVER	1
29	54531629000	CLIP FOR JET NEEDLE	1
30	54831030000	SLIDING SPRING	1
31	54631231000	SPRING CAP	1
32	54631232000	NIPPLE	1
34	54531636006	JET NEEDLE NOZ F KEIHIN	x
34	54531636007	JET NEEDLE NOZ G KEIHIN	x
34	54531636008	JET NEEDLE NOZ H KEIHIN	x
34	54531636009	JET NEEDLE NOZ I KEIHIN	x
34	54531636010	JET NEEDLE NOZ J KEIHIN	x
34	54531636011	JET NEEDLE NOZ K KEIHIN	x
35	54631035000	THROTTLE VALVE 7 FOR 38 PJ '00	x
35	54831035065	THROTTLE VALVE 6.5 KEIHIN	x
45	54631245000	STARTER PISTON CPL.	1
46	54531696000	CLAMP 6 MM	5
47	31007007101	PVC-HOSE 4X6MM	x
48	52031137001	PVC-HOSE 3X5MM	x
49	54531699000	PLUG M 18X1	1
50	0770180230	O-RING 18,00X2,30 NBR 70	1
71	54831071000	WASHER ADJUSTING SCREW	1
72	54831072000	O-RING ADJUSTING SCREW	1

095153110 / C125153110

\* NEW PART

X AS REQUIRED

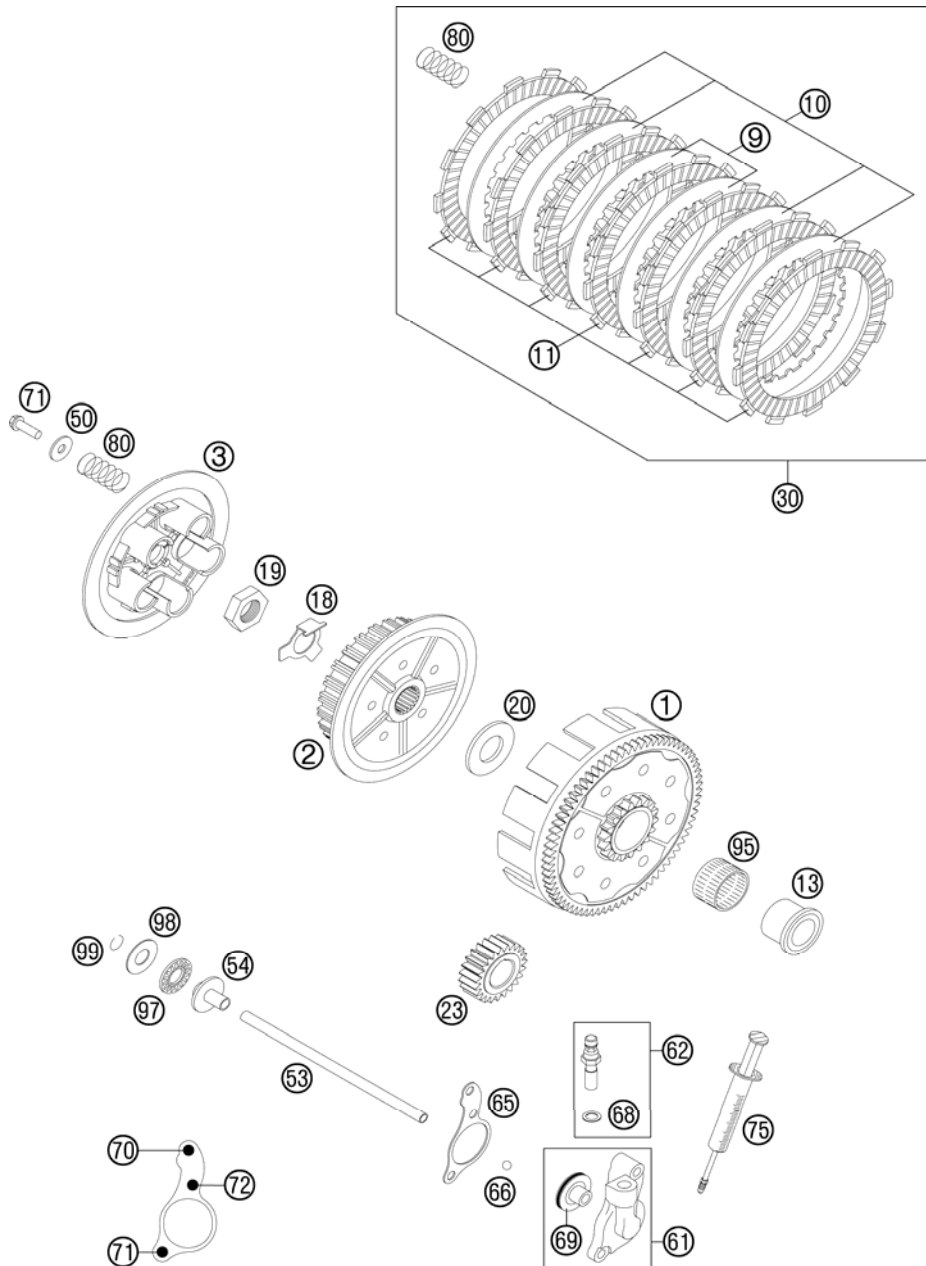


FIG	PART NUMBER	DESCRIPTION	QTY
1	50332000073	OUTER CLUTCH H.73-T 125/200 WITHOUT PRIMARY PINION	1
2	50332002000	INNER CLUTCH HUB 125/200'98	1
3	50332003100	PRESSURE PLATE 1257200 06	1
9	50332010100	INTERMEDI. DISC STEEL 1,5MM'98	2
10	50332010400	INTERMEDIATE DISC 1,5MM	4
11	77032011000	LINING DISC 3,0MM 05	7
13	50332013000	INNER RING 20X26X25,9 '98	1
18	50332018000	SHEET METAL LOCK 1,5MM '98	1
19	0936181505	HEXAGON NUT DIN0936-M18X1,5 R.	1
20	50332020000	STOP DISK 20X39,6X3 '98	1
23	50332023123	PRIMARY PINION 23-T 125/200 06	1
30	50332010110	CLUTCH KIT 200 EXC 09-11	1
50	50232050000	WASHER 6,2X18X2	5
53	50332017300	PUSH ROD L=178 125/200 2006	1
54	50332054051	PRESSURE PIECE 125-380 '98	1
61	50332061044	CYLINDER CPL. 125/200'98	1
62	50332062000	HOLLOW SCREW CPL. M 10X1 '98	1
65	50332065051	CLUTCH RELEASE GASKET 0,3MM	x
65	50332065052	CLUTCH RELEASE GASKET 0,5MM	x
65	50332065053	CLUTCH RELEASE GASKET 0,75MM	x
66	0401070003	BALL DIN5401-7	1
68	42013226000	CU-SEAL RING DIN7603-10X16X1	1
69	50332066000	PISTON W. O-RING 125/200 2000	1
70	0025060406	HH COLLAR SCREW M6X40 TX30	1
71	0025060206	HH COLLAR SCREW M6X20 TX30	6
72	0025060256	HH COLLAR SCREW M6X25 TX30	1
75	50329050000	VENT INJEKTION HYDR. CLUTCH	1
80	52332005000	CLUTCH SPRING 2,4X40 200'98	5
95	56532095000	NEEDLE BEARING K26X30X22ZW.KSE	1
97	54637097200	AXIAL NEEDLE BEARING AXK 1226	1
98	54637098200	AXIAL WASHER AS1226 12X26X1	1
98	54637098300	AXIAL WASHER 12,5X25,8X1,5	x
99	0993012000	CIRCLIP DIN7993-RW12	1

125153210 / C125153210

\* NEW PART

X AS REQUIRED

# TRANSMISSION I - MAIN SHAFT

150 SX 2012

**ACHTUNG !!!**  
 Bei Bestellung von Getrieberädern, Markierung beachten.  
**CAUTION !!!**  
 When ordering transmission gears, check marking.

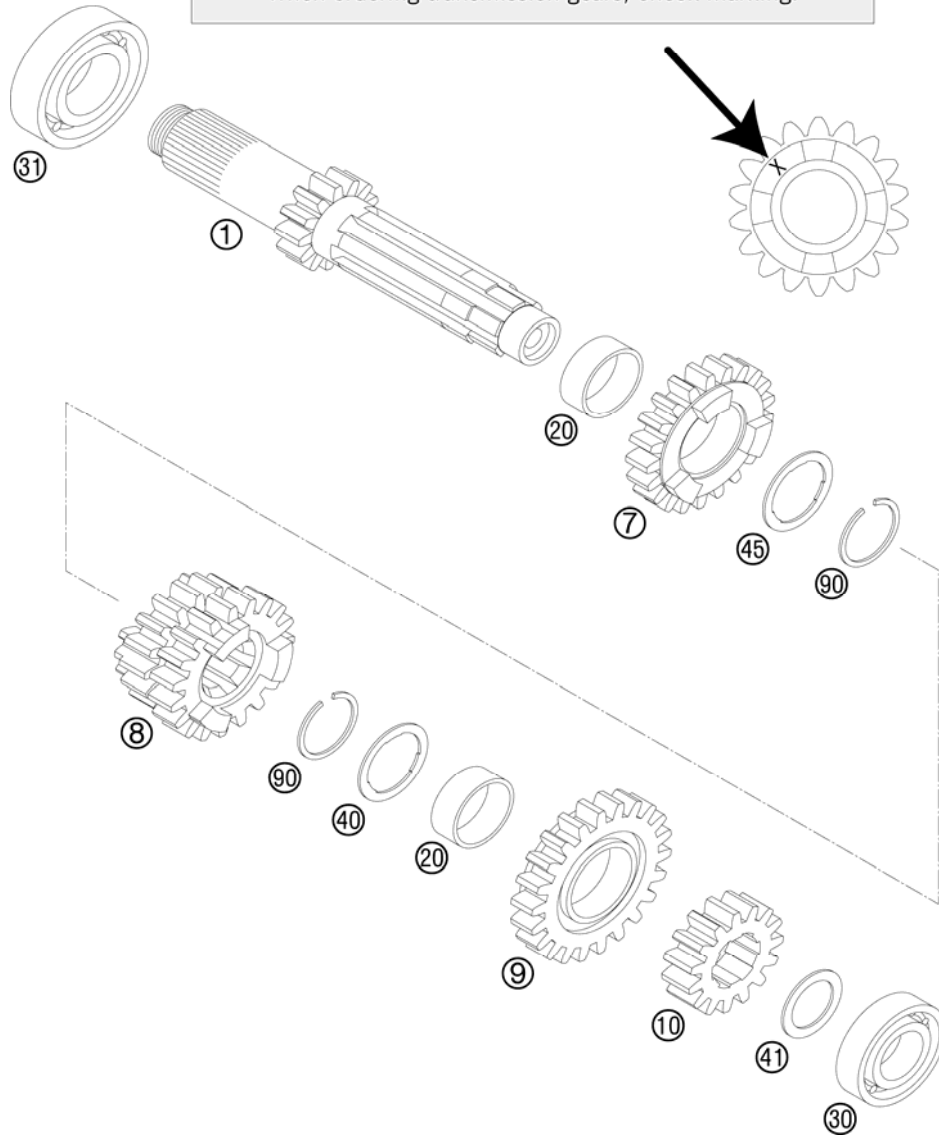


FIG	PART NUMBER	DESCRIPTION	QTY
1	50333001044	MAIN SHAFT CPL. 13-T '98	1
7	50333007100	IDLE GEAR 5.G. 5S19H SX 06	1
8	50333008200	SLIDING GEAR 3./4. G. SX 06 "3S17H"- "4S20H"	1
9	50333009500	IDLE GEAR 6TH G. 6S22H SX 06	1
10	50333010100	SOLID GEAR 2ND G.15-T"2S15" 03	1
20	50333020000	IDLER GEAR BUSH. 22X25X11,1 A	2
30	0625160031	GROOVED BALL B. 16003 C4 J1	1
31	0625060042	BALL BEARING 6004 TN9 C4	1
40	50333040000	STOP DISC 22,2X27,8X1 A	1
41	50333041000	STOP DISC 17,2X26X1 B	1
45	50333045000	STOP DISK 22,2X27,8X1	1
90	50133090000	LOCK RING 22X1,2	2

085033330 / C085033330

\* NEW PART

X AS REQUIRED



# TRANSMISSION II - COUNTERSHAFT

150 SX 2012

**ACHTUNG !!!**  
Bei Bestellung von Getrieberädern, Markierung beachten.  
**CAUTION !!!**  
When ordering transmission gears, check marking.

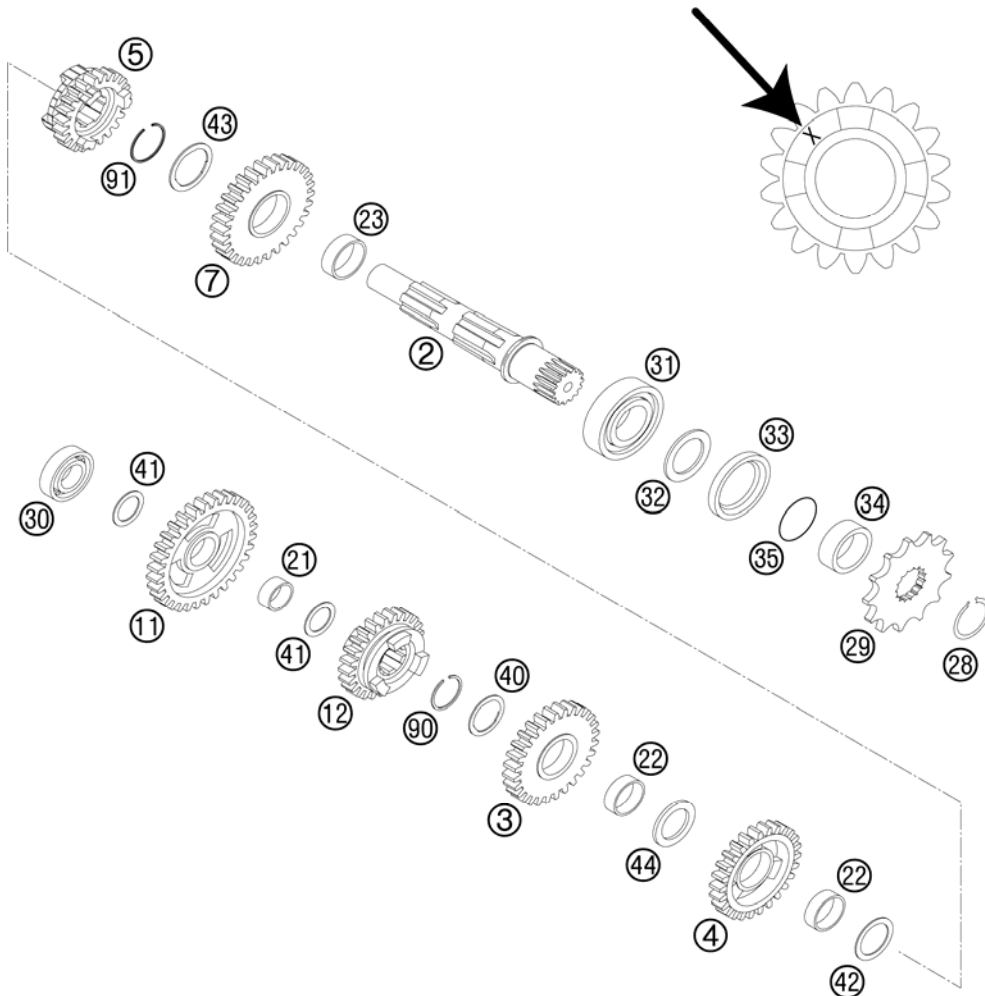


FIG	PART NUMBER	DESCRIPTION	QTY
2	50333002000	COUNTER SHAFT 125/200 '98	1
3	50333003100	IDLE G.3RD G.28-T "3S28H" 04	1
4	50333004100	IDLE GEAR 4TH G. 4S28 SX 06	1
5	50333005600	SLIDING GEAR 6TH G. 6S24 SX 06	1
7	50333006000	IDLER G. 2ND G. 30-T "2S30" '98	1
11*	50333011600	IDLER GEAR 1.G 32-T	1
12	50333012100	SLIDING GEAR 5TH G.5S23H SX 06	1
21	50333021000	IDLER GEAR BUSHING 17X20X9,7 B	1
22	50333022000	IDLER GEAR BUSHING 22X25X8,1 C	2
23	50333023000	IDLER GEAR BUSHING 25X28X9,7 D	1
28	52033096000	LOCK RING DINO471-25X1,64SD	1
29	50033029013	FRONT SPROCKET 13-T	1
29	50033029014	FRONT SPROCKET 14-T	x
30	0625060031	BALL BEARING 6003 TN9 C4	1
31	0625062058	BALL BEARING 6205 TN9 C3	1
32	56033020000	STOP RING	1
33	0760324571	SHAFT SEAL RING 32X45X7 BSLNBR	1
34	54633014100	SPACER BUSHING 12MM	1
35	0770230020	O-RING 23,00X2,00 NBR70	1
40	50333040000	STOP DISC 22,2X27,8X1 A	1
41	50333041000	STOP DISC 17,2X26X1 B	2
42	50333042000	STOP DISK 22,2X28X1 C	1
43	50333043000	STOP DISC 25,2X32X1	1
44	50333044000	STOP DISC 22,2X30X2,5	1
90	50133090000	LOCK RING 22X1,2	1
91	52033090100	LOCK RING 25X1,2	1

085033360 / C125033360

\* NEW PART

X AS REQUIRED

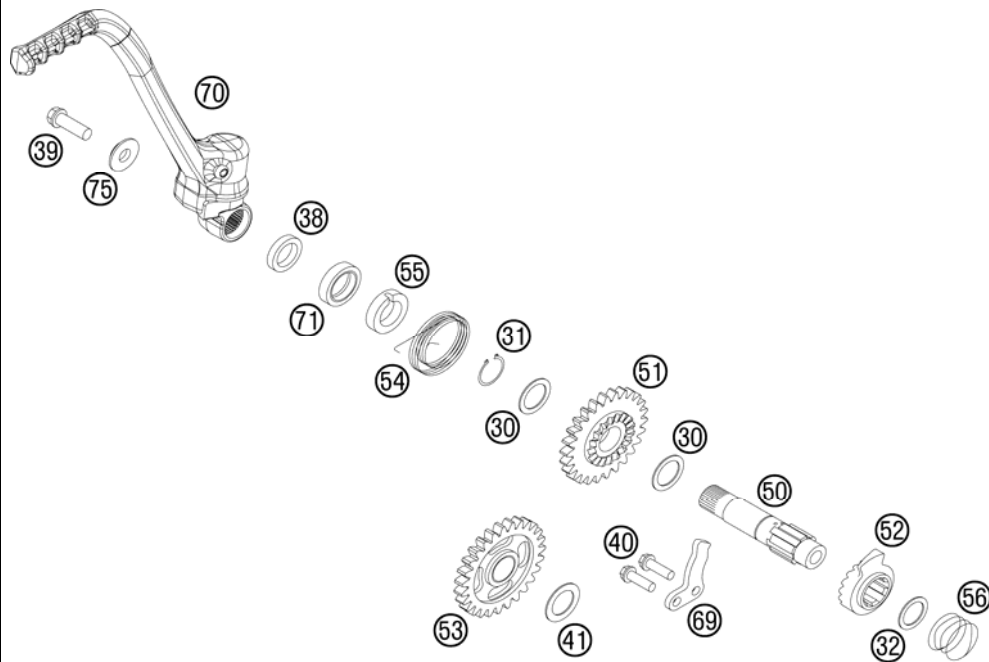


FIG	PART NUMBER	DESCRIPTION	QTY
30	50333030000	STOP DISK 17,2X24X1	2
31	0471170010	CIRCLIP DIN0471-17X1	1
32	0988162210	THRUST WASHER DIN0988-16X22X1	1
38	50333038100	SPACER BUSHING 16X23X26X6,1	1
39	0025080206	HH COLLAR SCREW M8X20 TX40	1
40	0025060166	HH COLLAR SCREW M6X16 TX30	2
41	50333041000	STOP DISC 17,2X26X1 B	1
50	50333050000	KICKSTARTER SHAFT 125/200'98	1
51	50333051026	KICKSTART.GEAR 26-T 125/200'98	1
52	50333052000	KICKSTARTER RATCHET	1
53	50333053127	INTERMEDIATE GEAR 27-T 04	1
54	50333054000	KICKSTARTER SPRING 2,6MM '98	1
55	50333055000	DRIVING HUB 125/200'98	1
56	50333056000	SPRING 1,4MM '98	1
69	50333069000	STOP MET.SHEET 4MM 125/200'98	1
70*	50333070244	KICK STARTER CPL.	1
71	0760172870	SHAFT SEAL RING 17X28X7 B	1
75	50333075000	WASHER 8,2X22X4,5 '98	1

125033390 / C125033390

\* NEW PART

X AS REQUIRED

# SHIFTING MECHANISM

150 SX 2012

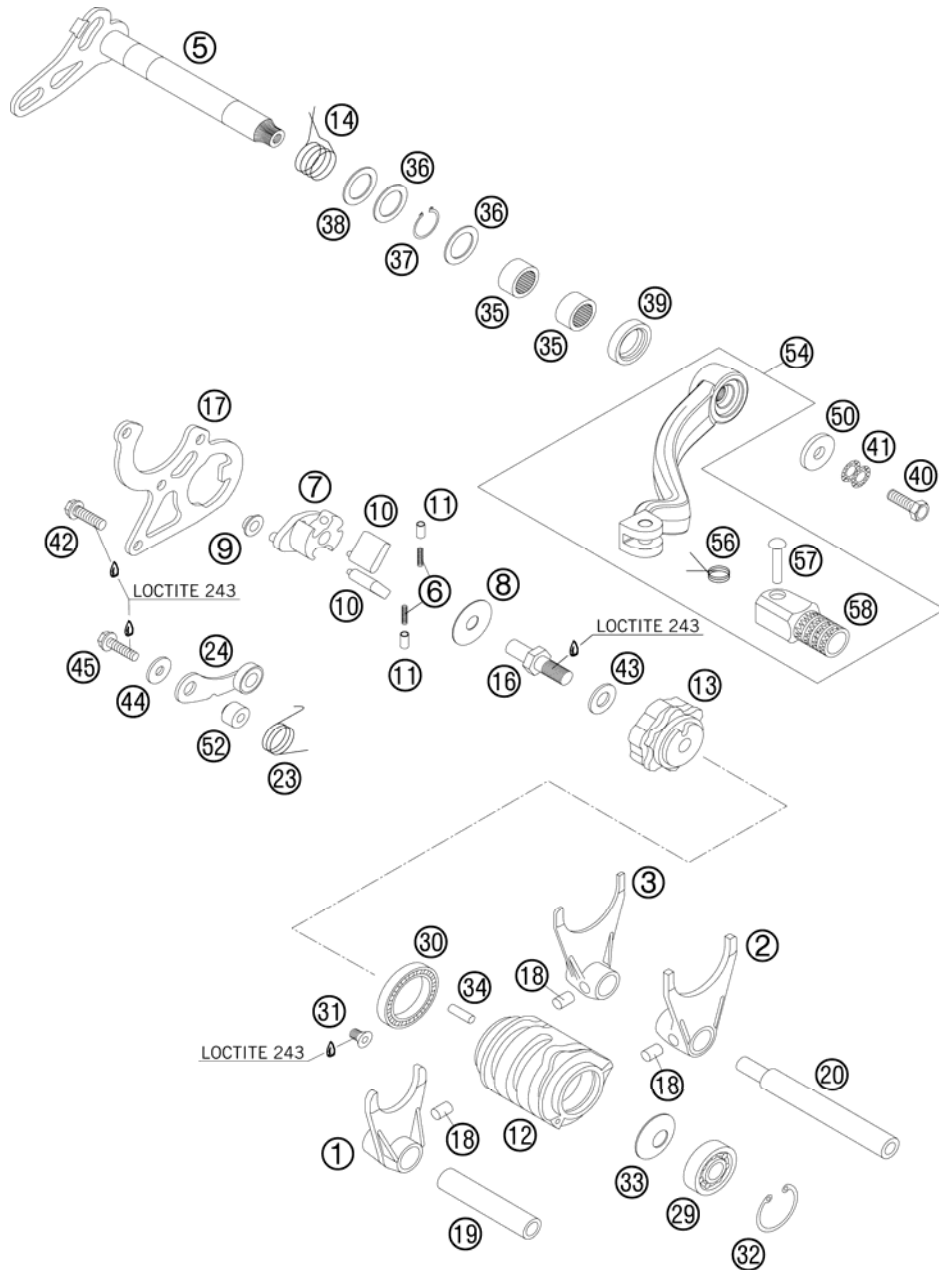


FIG	PART NUMBER	DESCRIPTION	QTY
1	50334001200	SHIFTING FORK 5TH/6TH GEAR	1
2	50334002200	SHIFTING FORK 2ND/4TH GEAR	1
3	50334003200	SHIFTING FORK 1ST/3RD GEAR	1
5	50334005000	SHIFTING SHAFT 125/200'98	1
6	50334007052	SPRING FOR RATCHET 0,5X11,5	2
7	50334007000	RATCHET SUPPORT 125/200'98	1
8	50334007054	STOP DISK 8,2X26X0,7	1
9	50334007053	BUSHING 6X8X12X4,5	1
10	50334007050	SHIFTING RATCHET 125/200'98	2
11	50334007051	PRESSURE END PAD 4,1X5,6X8,4	2
12	50334012300	SHIFTING DRUM 06	1
13	50334013000	LOCATING DRUM 125/200'98	1
14	50334014000	RETURN SPRING 3MM	1
16	50334016000	SPECIAL SCREW M8X21,5 WS=12	1
17	50334017000	SHIFTING GATE 3MM 125/200'98	1
18	0402061000	NEEDLE ROLLER ZRB 6X10	3
19	50334019000	SHIFTING ROD DRIVE 11,8X67,5	1
20	50334020000	SHIFT. ROD DRIVE END 11,8X94,5	1
23	50334023000	LOCATING LEVER SPRING 2,5MM'98	1
24	50334024144	LOCATING LEVER CPL. 08	1
29	0625060006	BALL BEARING 6000 RS1 C3	1
30	0625618050	BALL BEARING 61805 C3	1
31	0991050102	FLAT H.SCEW DIN7991-M5X10 10.9	1
32	0472260120	LOCK RING DIN0472-26X1,2	1
33	0093251209	SPRING WASHER 12,2X25X0,9	1
34	0402040980	NEEDLE ROL.DIN5402 NRB 4X9,8	1
35	54632095000	NEEDLE BEAR.HK 1412 14X20X12	2
36	49033031000	STOP DISK 14,3X20X1	2
37	0471140100	LOCK WASHER DIN0471-14X1	1
38	49033031015	STOP DISK 14,2X22X1,5	1
39	0760142460	SHAFT SEAL RING 14X24X6 B	1
40	59009062016	SPECIAL SCREW M6X16 WS=8 10.9	1
41	50233041000	PAIR OF WASHERS M 6 NORDLOCK	1
42	0025060166	HH COLLAR SCREW M6X16 TX30	3
43	0125080003	WASHER DIN0125-A 8,4	1

085233410 / C095033410

\* NEW PART

X AS REQUIRED



# SHIFTING MECHANISM

150 SX 2012

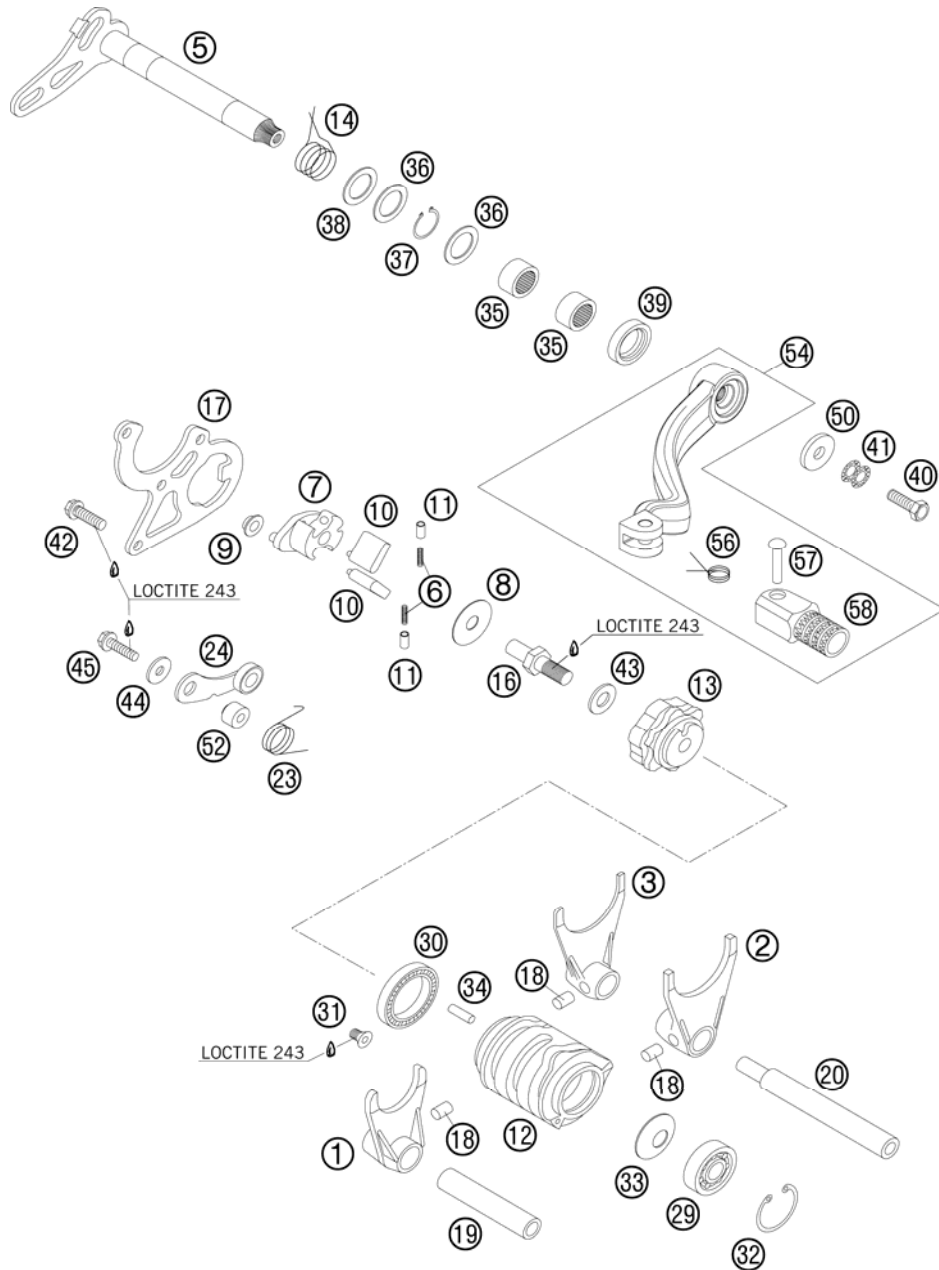


FIG	PART NUMBER	DESCRIPTION	QTY
44	0349000050	WASHER DIN7349-5X15X2	1
45	0025050206	HH COLLAR SCREW M5X20 TX30	1
50	50232050001	STEEL WASHER 6,4X17X3	1
52	54634052300	SLEEVE FOR LOCKING LEVER	1
54	54734031000	SHIFT LEVER CPL. 2-STROKE 2001	1
56	54634032100	SHIFTING LEVER SPRING 250	1
57	54634031050	BOLT 6X25 FOR SHIFT LEVER	1
58	54634131000	STEP PLATE FOR SHIFT LEVER 250	1

085233410 / C095033410

\* NEW PART

X AS REQUIRED

# COOLING SYSTEM

150 SX 2012

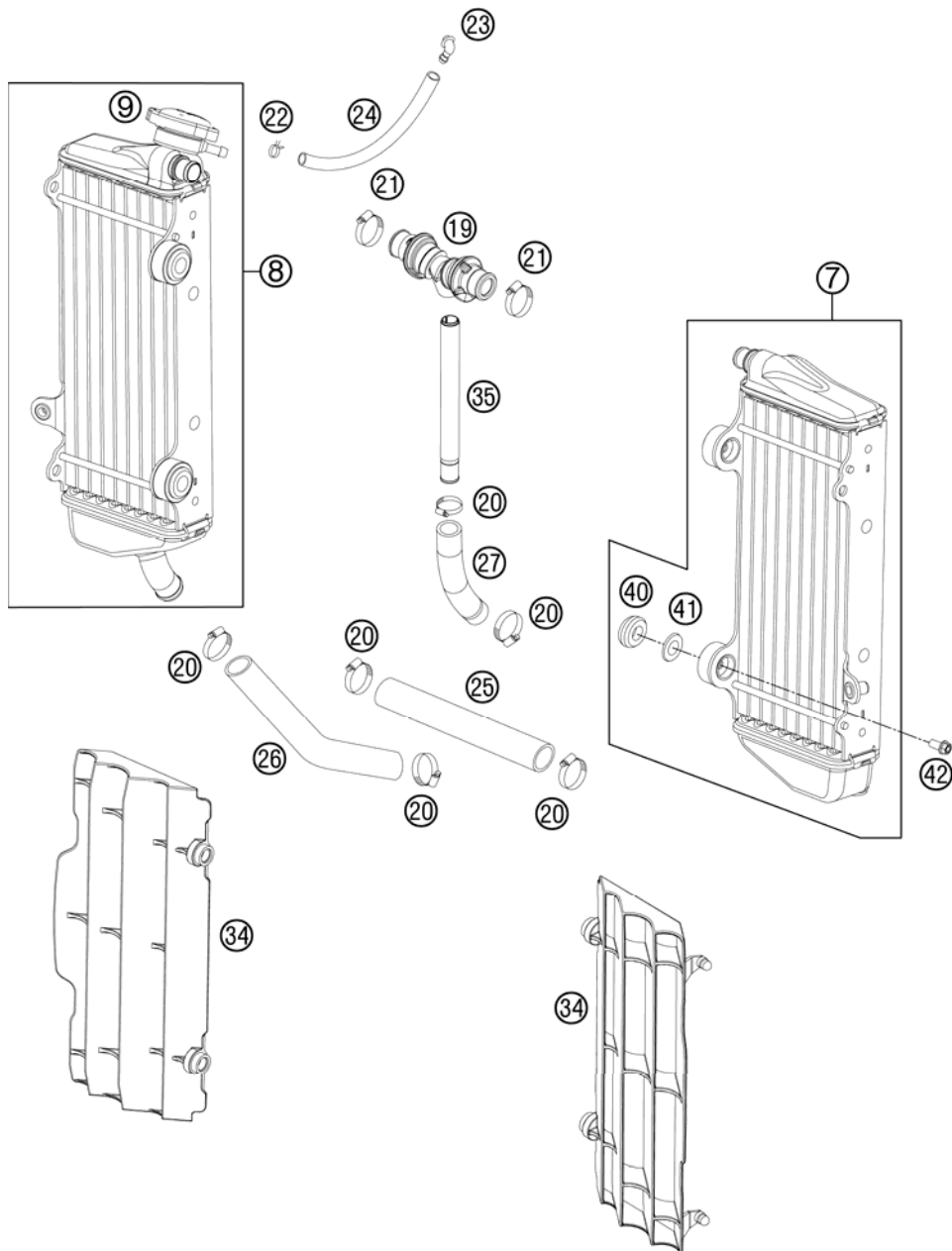


FIG	PART NUMBER	DESCRIPTION	QTY
7	54835007200	RADIATOR LEFT "VW1595" 08	1
8	54835008300	RADIATOR RIGHT 45620U	1
9	77335016000	RADIATOR CAP SMALL 1,8 BAR	1
19	77235071044	Y-CONNECOTOR CPL.	1
20	10001020000	HOSE CLAMP GEMI 16-27	6
21	42013037400	HOSE CLAMP NORMA 12/24	2
22	45031005000	YDNAC-CLAMP FUEL HOSE (8MM)	1
23	50303089000	ANGLE PIECE '97	1
24	50335030001	PVC-HOSE 6X9	x
25	56535025001	RADIATOR HOSE 18X25 PER METRE	x
26	50335027000	RADIATOR HOSE 18X25 125/200'98	1
27	51535024000	PREFORMED HOSE	1
34	7733503400030	RADIATOR PROTECTION BLACK 07	2
35	77235073000	HOSE CONNECTOR L=172,5	1
40	41001052000	RUBBER SLEEVE D=12MM	4
41	77335001000	WASHER FOR RADIATOR 08	4
42	0023060123	COLLAR SCREW M6X12 TX	4

125033530 / C125033530

\* NEW PART

X AS REQUIRED

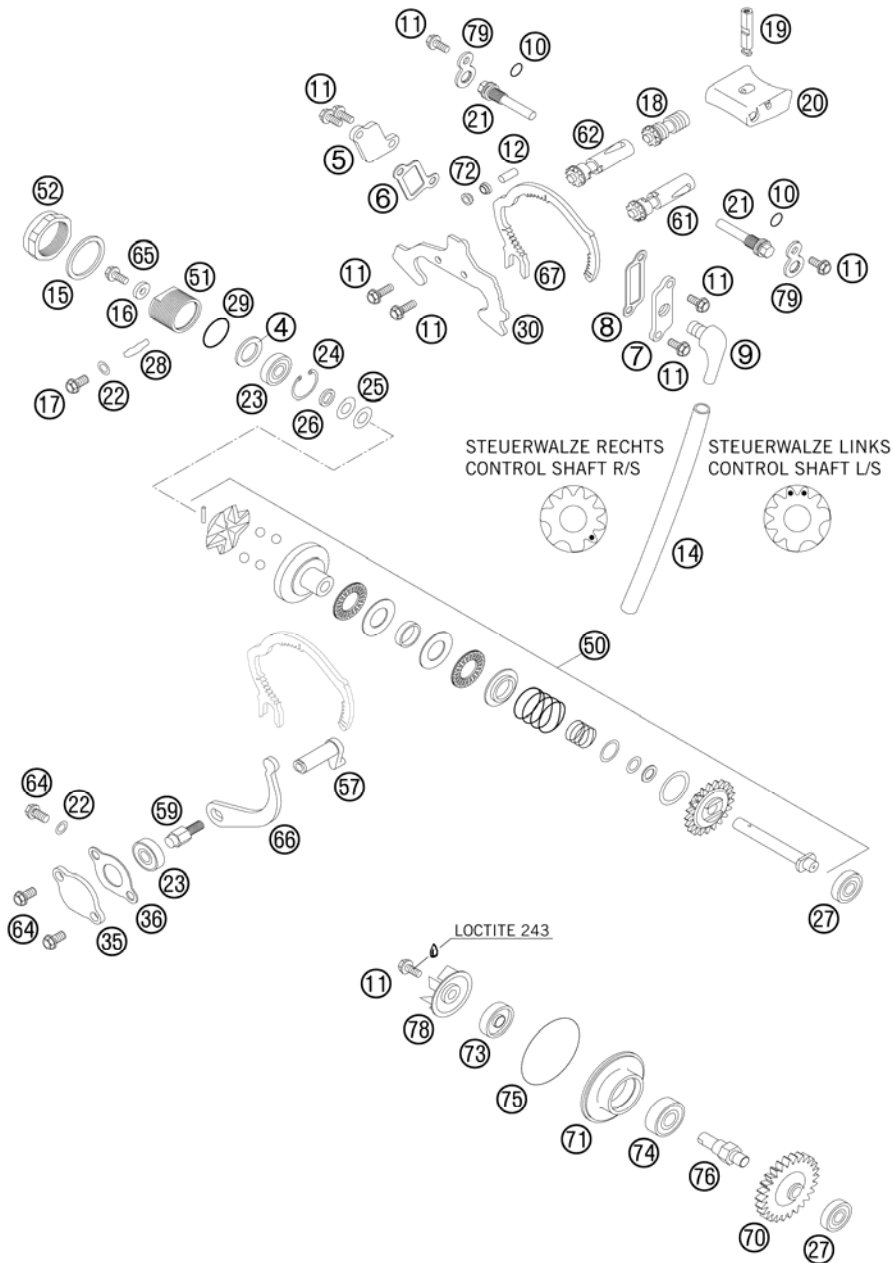


FIG	PART NUMBER	DESCRIPTION	QTY
4	49033031015	STOP DISK 14,2X22X1,5	1
5	50337005100	SIDE COVER R/S 2007	1
6	50337006100	GASKET SIDE COVER R/S 07	1
7	50337007200	SIDE COVER LEFT 2007	1
8	50337008100	GASKET SIDE COVER L/S 07	1
9	50330022000	ANGLE PIEC 90 DEGREE M10X1 02	1
10	0770008020	O-RING 8,00X2,00 NBR	2
11	0014050123	HH COLLAR SCREW M 5X12 WS=6	9
12	0402051600	NEEDLE ROL. DIN5402 NRB 5X15,8	3
14	50332095200	TUBE RUBBER 6X9 DVOH 200MM	1
15	0603262322	CU-SEAL RING DIN7603-26X32X2	1
16	50337050064	WASHER 5,2 X 12 X 3	1
17	0025060106	HH COLLAR SCREW M6X10 TX30	1
18	50337018044	ECCENTRIC FOR CRANKBOLT 125'98	1
19	50337019000	CRANK BOLT F.CONTROL FL.125'98	1
20	51537020144	CONTROL FLAP 144 CPL. 06	1
21	50337021100	AXLE FOR CONTRIL FLAP 2007	2
22	0603061001	CU-SEAL RING DIN7603-6X10X1	2
23	0625006087	GROOVED BALL BEAR. 608 2RS C3	2
24	0472022100	CIRCLIP DIN0472-22X1	1
25	0093821606	WASHER DIN2093-8,2X16X0,6	2
26	50337050063	SPACER BUSHING 8X12X2,3	1
27	0625006082	BALL BEARING 608 RS C3	2
28	00099300011	O-RINGSTRING 4MM NBR 70 PER/M	x
29	0770160030	O-RING 16,00X3,00 NBR 70	1
30	50337030000	SHEET METAL GUIDE 3MM 125'98	1
35	50337035000	CLOSING COVER '98	1
36	50337035050	CLOSING COVER GASKET 1MM	1
50	50337050044	CENTRIFUGAL TIMER CPL. 125'98	1
51	50337050062	BUSHING HOLDER M 26X1 '98	1
52	50337050061	CLOSING NUT M 26X1 WS=30	1
57	50337057000	CONTROL LEVER 125/200'98	1
59	50337059000	CONTROL SHAFT M 6 WS=10 '98	1
61	50337061144	CONTROL SHAFT CPL.L/S 125 2001	1
62	50337062144	CONTROL SHAFT CPL.R/S 125 2001	1

095033710 / C105153710

\* NEW PART

X AS REQUIRED

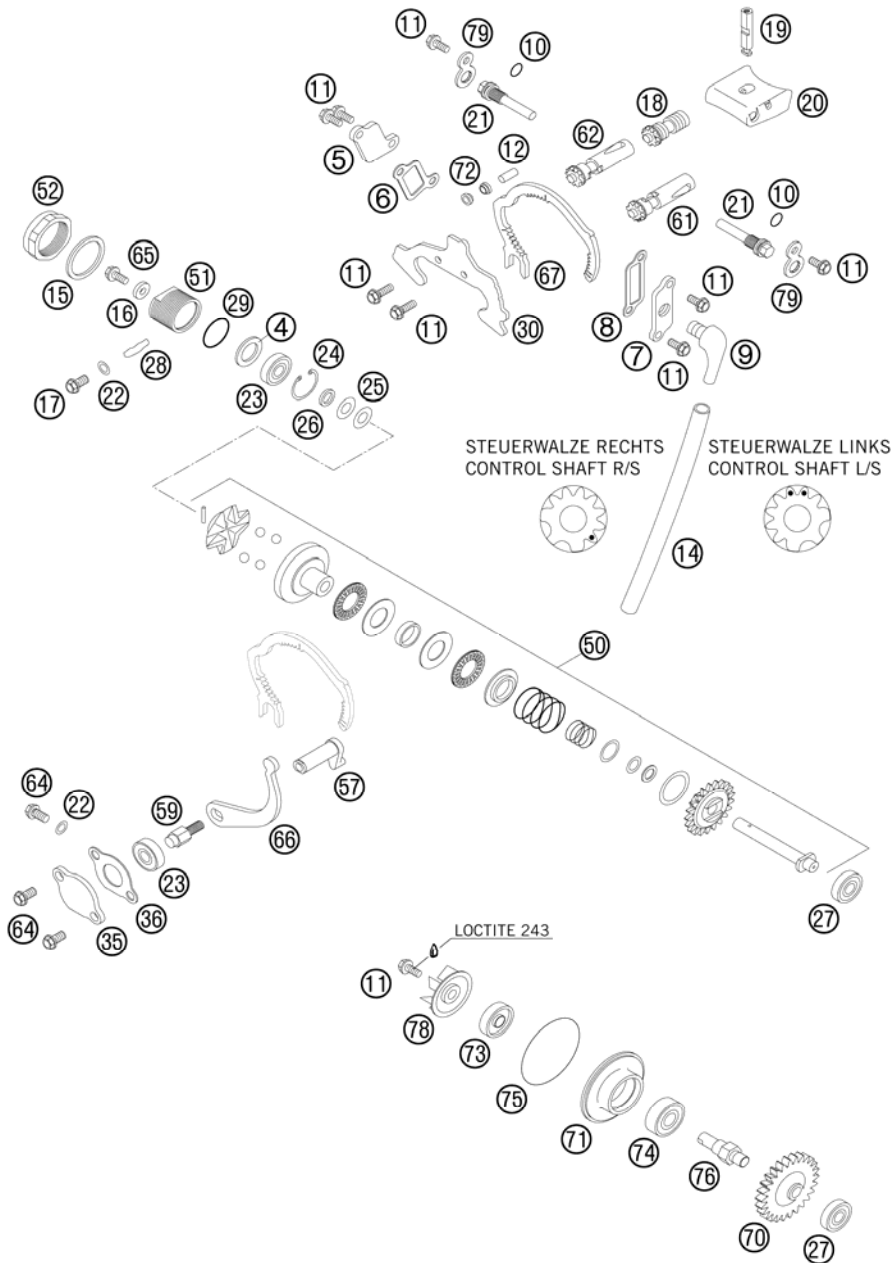


FIG	PART NUMBER	DESCRIPTION	QTY
64	0025060126	HH COLLAR SCREW M6X12 TX30	3
65	0025050126	HH COLLAR SCREW M5X12 TX30	1
66	50337066000	LEVER F. CONTROL SEGMENT '98	1
67	50337067000	CONTROL SHAFT SEGMENT 125'98	1
70	50335054026	DRIVE WHEEL 26-T 125/200'98	1
71	50335056000	BUSHING SUPPORT WATER PUMP '98	1
72	50337072000	ROLLER GUIDE 5X6,1X8X4 '98	6
73	0760082472	SHAFT SEAL RING 8X24X7 A DUO	1
74	0625060001	BALL BEARING 6000/C3	1
75	0770049025	O-RING 49,00X2,50 NBR	1
76	50335054150	WATER PUMP SHAFT	1
78	54835005000	WATER PUMP WHEEL 07	1
79	50337079000	LOCK METAL SHEET 2MM '98	2

095033710 / C105153710

\* NEW PART

X AS REQUIRED

# IGNITION SYSTEM

150 SX 2012

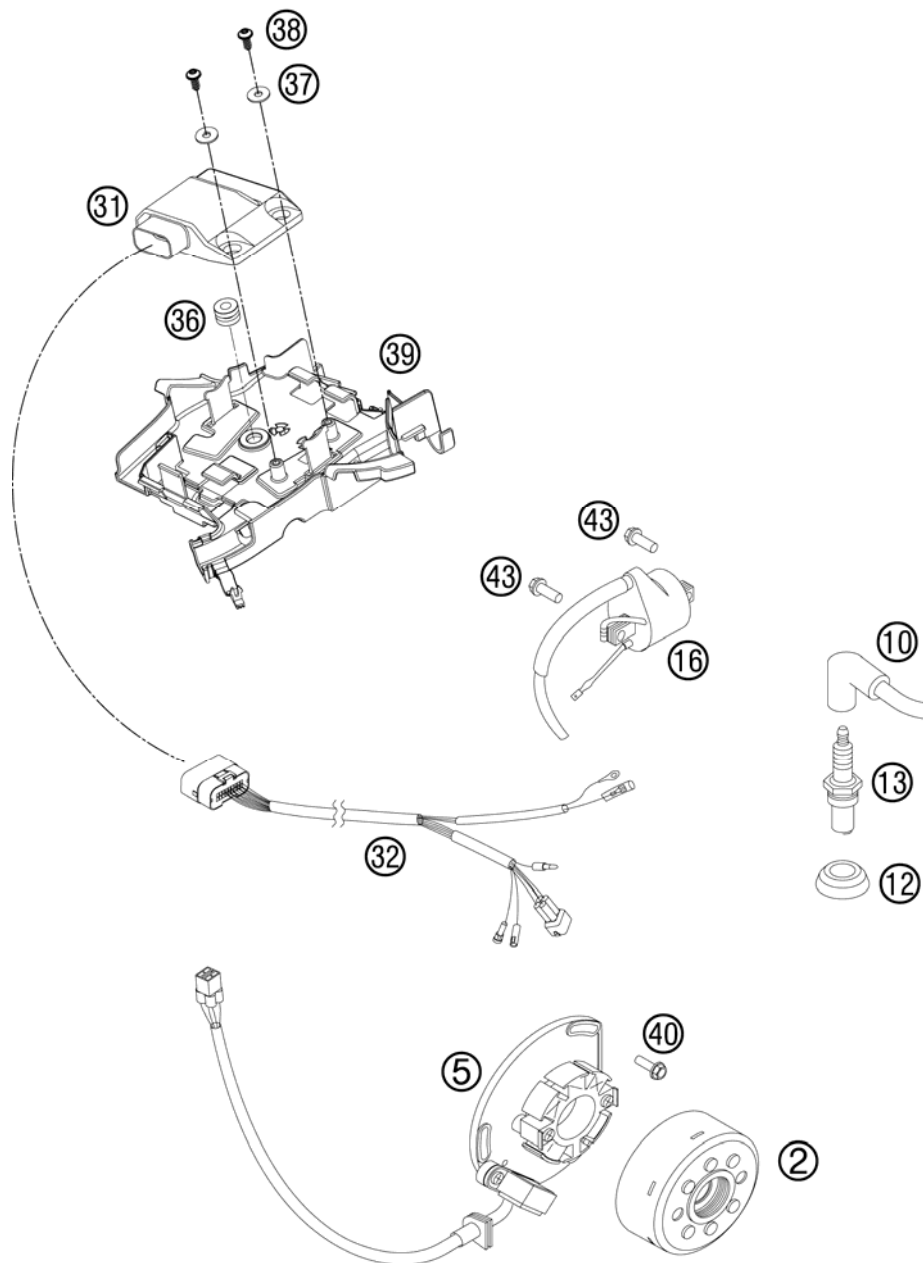


FIG	PART NUMBER	DESCRIPTION	QTY
2	54739005000	FLYWHEEL KOKUSAN 2K-1/2K-4 '97	1
5	54839004000	STATOR KOKUSAN 2K-1 2006	1
10	47039090000	SPARK PLUG CAP NGK REINFORC.04	1
12	50231012000	SEALING CUP FOR SPARK PLUG	1
13	51539093000	SPARK PLUG BR9ECMVX	1
16	59039006000	IGNITIONCOIL "IG5128"	1
31	51539031100	CDI UNIT 144 SX 07	1
32	54839032200	WIRING HARNESS FOR CDI 2-ST.07	1
36	58214069051	RUBBER GROMMET 16X10,8X3 02	1
37	0021050003	WASHER DIN9021-A 5,3	2
38	0081050121	SCREW FOR PLASTIC K50X12 T20	2
39	51511094000	ELECTRIC BOX	1
40	0025050166	HH COLLAR SCREW M5X16 TX30	3
43	0025060166	HH COLLAR SCREW M6X16 TX30	2

115153911 / C125153910

\* NEW PART

X AS REQUIRED







KTM-Sportmotorcycle AG  
A-5230 Mattighofen  
[www.ktm.at](http://www.ktm.at)

KTM Group Partner



3CM081530LEN



Art.Nr.: 3CM081530LEN 3/2011