



2001 KTM 400-520 SX / EXC / MXC

You can use the following menu or the bookmarks in the left menu to quickly move from one section of the parts catalogue to another. Once you have found the part you are looking to purchase type the Part Number into the search box on the ktm-parts web page. Once you have found the part add it to your shopping cart and proceed with rest of your order.

ENGINE CASE (PG. 1)
ENGINE CASE (PG. 2)
CRANKSHAFT
BALANCER SHAFT
CYLINDER
CYLINDER HEAD
VALVE DRIVE
TIMING VALVE
LUBRICATING SYSTEM
CARBURETOR
IGNITION SYSTEM KOKUSAN 4K3A
IGNITION SYSTEM KOKUSAN 4K3B
ELECTRIC STARTER
TRANSMISSION I 4 GEAR SX
TRANSMISSION I 6 GEAR EXC
TRANSMISSION II 4/6 GEAR
TRANSMISSION I 6 GEAR SX/MXC
SHIFTER
COOLING SYSTEM

FRONT FORK WP USD 43
FORK LEGS USD 43 (PG. 1)
FORK LEGS USD 43 (PG. 2)
HANDLEBARS / CONTROLS
MASTER CYLINDER FRONT
FRAME
KICK STAND
SWINGARM
MASTER CYLINDER REAR
SHOCK ABSORBER
EXHAUST
EXHAUST SILENCER
AIR BOX
FUEL TANK SX
FUEL TANK EXC
FENDERS
DECALS
FRONT WHEEL SX / EXC
FRONT WHEEL MXC / EXC

BRAKE CALIPER REAR
REAR WHEEL
BRAKE CALIPER REAR
HEAD LIGHT / REAR LIGHT
SPEEDOMETER ODOMETER
SPEEDOMETER SIGMA SPORT
SPEEDOMETER FACOMSA
WIRING HARNESS MXC / EXC USA
WIRING HARNESS EXC (PG. 1)
WIRING HARNESS EXC (PG. 2)
TECHNICAL ENGINE DATA (PG. 1)
TECHNICAL ENGINE DATA (PG. 2)
TECHNICAL CHASSIS DATA
MAINTENANCE KITS
MAINTENANCE SCHEDULE (PG. 1)
MAINTENANCE SCHEDULE (PG. 2)
SPECIAL TOOLS
ACCESSORIES

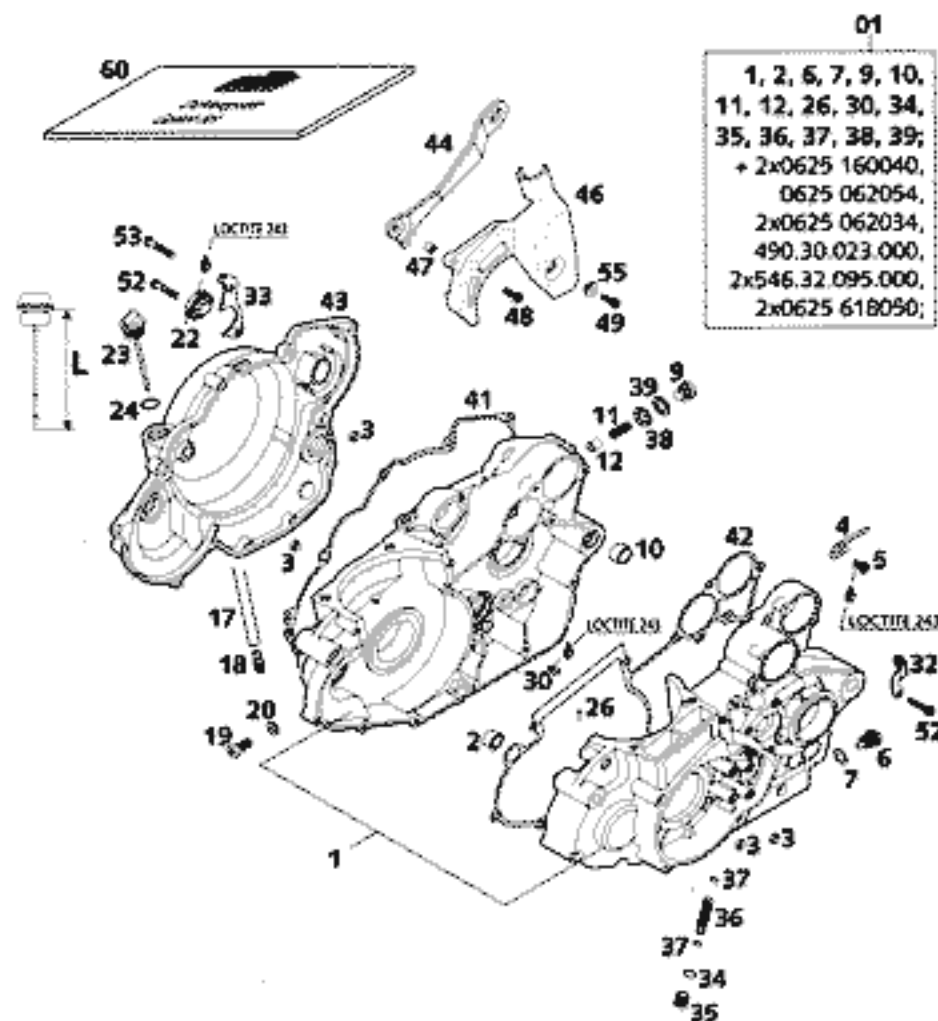


FIG	TEILNR/PARTNR	BEZEICHNUNG	DESCRIPTION	QTY
01	590.30.000.044	MOTORGEH. KPL.M.GETR.LAG. 2000	ENGINE CASE CPL.W.TR.BEAR.2000	1
2	510.30.026.100	PASSHÜLSE 17 X14 X12	DOWEL 17 X14 X12	1
3	490.30.090.000	PASSHÜLSE 9,8 X 7 X 10	DOWEL 9,8 X 7 X 10	4
4	590.30.090.000	BÜGEL FÜR ENTLÜFTUNGSSCHLAUCH	HANGER FOR VENT HOSE	1
5	0014 060153	SK.BUNDSCHRAUBE M 6X15 SW=8	HH COLLAR SCREW M 6X15 WS=8	1
6	580.30.021.000	ÖLABLASSCHR.B.M.MAGNET M12X1,5	OIL DRAIN PLUG W.MAGNET M12X1,5	1
7	580.38.022.000	CU-DICHTRING DIN7603-12X18X1,5	CU-SEAL RING DIN7603-12X18X1,5	1
9	0908 120153	VERSCHL.SCHR. DIN0908-M12X1,5	PLUG DIN0908-M12X1,5	1
10	501.30.027.000	PASSHÜLSE 19 X15,1X12	DOWEL 19 X15,1X12	1
11	580.38.023.300	DRUCKFEDER L=25MM D=1MM	PRESSURE SPRING L=25MM D=1MM	1
12	580.38.028.000	VENTILKÖLBEIN D=10MM	VALVE PISTON D=10MM	1
17	590.31.050.000	SCHLAUCH MOTORENTELTUNG 0,71M	TUBE ENGINE BREATHER 0,71M	1
18	590.30.022.100	ENTLÜFT.STUTZEN M12X1,5 SW=13	BLEEDER FLANGE M12X1,5 WS=13	1
19	580.30.080.000	FIXIERSCHRAUBE M8	LOCATING SCREW M8	1
20	580.30.081.000	CU-DICHTRING 8 X 14 X 3	CU-SEAL RING 8 X 14 X 3	1
22	590.30.019.000	ÖLSCHAUGLAS G 1777 Y	OIL LEVEL VIEWER G 1777 Y	1
23	590.30.020.044	ÖLMESSTAB KPL. L=102MM 2000	OIL DIPSTICK CPL. L=102MM 2000	1
24	0770 191015	O-RING 19,00X3,00 NBR	O-RING 19,00X3,00 NBR	1
26	0402 040980	NADELROLLE DIN5402 NRB 4X 9,8	NEEDLE ROL DIN5402 NRB 4X 9,8	2
30	0985 050083	LINSENSCHRAUBE DIN7985-M 5X 8	FLAT HEAD SCREW DIN7985-M 5X 8	1
32	590.13.068.000	HALTEBLECH BREMSFLÜS.RESERVOIR	BRACKET BRAKE FLUID RESERVOIR	1
33	590.30.001.090	HALTEBL. FÜR BREMSHEBELFEDER	RET.BRACKET F.BRAKE LEVER HUB	1
34*	0770 120020	O-RING 12,00X2,00 NBR 70	O-RING 2X12	1
35	590.38.014.000	VERSCHLUSSSCHRAUBE M16X1,5	PLUG M16X1,5	1
36	590.38.015.000	ÖLSIEB 11,8X44,5MM	OIL SCREEN 11,8X44,5MM	1
37	0770 090015	O-RING 9X1,5 NBR	O-RING 9X1,5 NBR	2
38	0603 121830	CU-DICHTRING DIN7603 12X18X3	SEAL RING DIN7603 12X18X3	1
39	580.38.022.000	CU-DICHTRING DIN7603-12X18X1,5	CU-SEAL RING DIN7603-12X18X1,5	1
41	590.30.025.000	KUPPLUNGSOECKELDICHTUNG 0,5MM	CLUTCH COVER GASKET 0,5MM	1
42	590.30.039.000	MOTORGEHÄUSEDICHTUNG 0,3MM	ENGINE CASE GASKET 0,3MM	1
43	590.30.001.000	KUPPLUNGSDÉCKEL RACING 2000	CLUTCH COVER RACING 2000	1
44	590.30.047.000	KETTENDÄMPFUNGSSBLECH RAC. 2000	CHAIN DAMPERSHEET RACING 2000	1
46	590.30.060.000	KETTENRITZELABDECK.RACING 2000	SPROCKET COVER RACING 2000	1
47	546.13.038.150	BÜCHSE 6,5X8X11	BUSHING 6,5X8X11	1
48	0015 060403	SK.BUNDSCHRAUBE M 6X40 SW=8	HH COLLAR SCREW M 6X40 WS=8	1
49	0015 060203	SK.BUNDSCHRAUBE M 6X20 SW=8	HH COLLAR SCREW M 6X20 WS=8	1

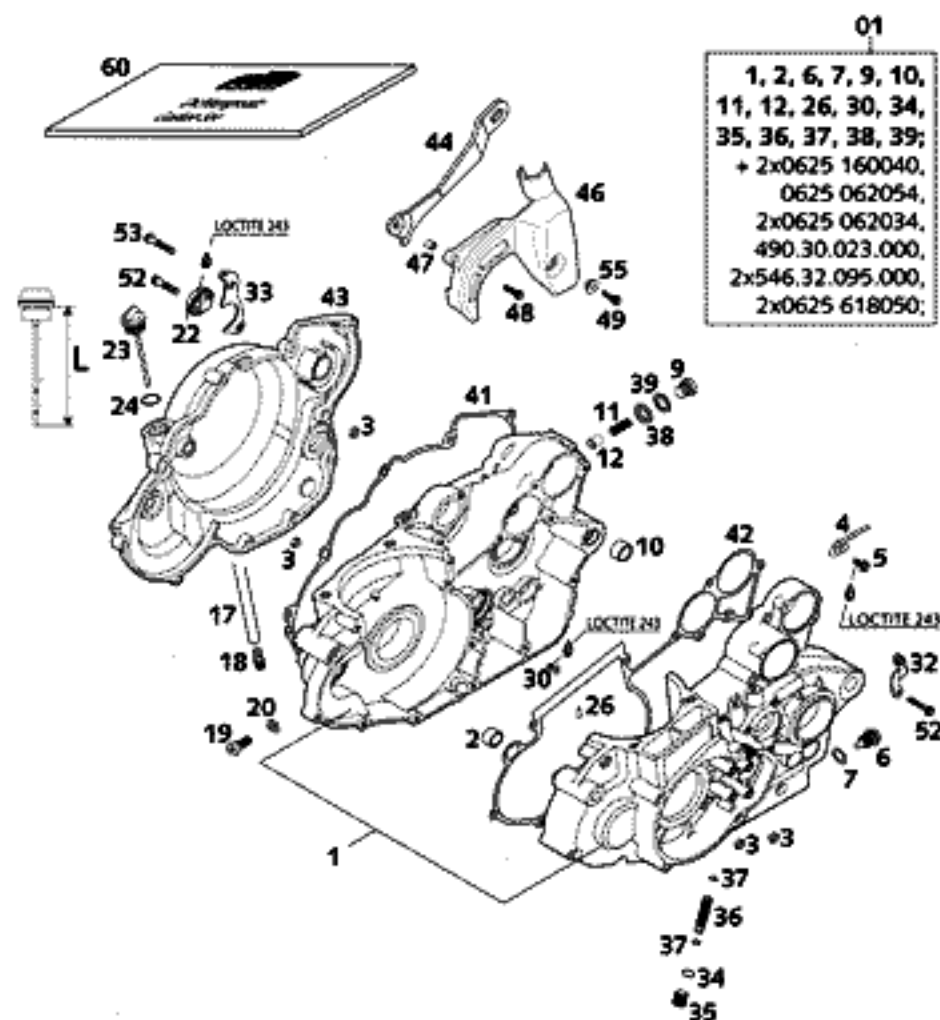
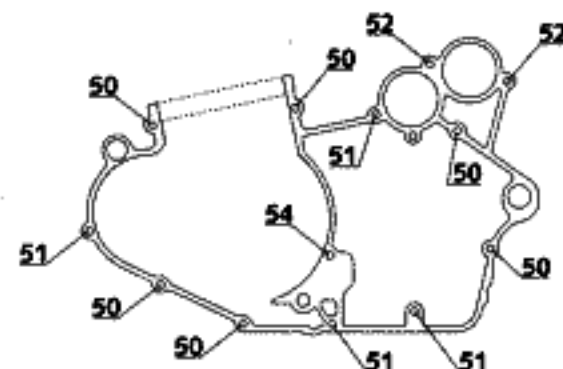
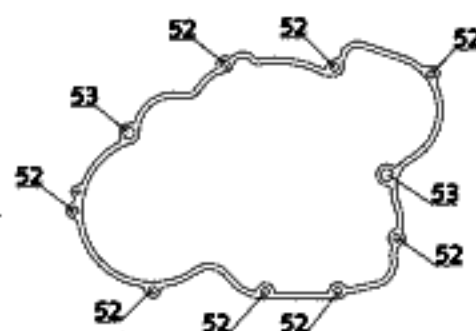


FIG	TEILNR/PARTNR	BEZEICHNUNG	DESCRIPTION	QTY
50	0015 060453	SK.BUNDSCHRAUBE M 6X45 SW=8	HH COLLAR SCREW M 6X45 WS=8	6
51	0015 060603	SK.BUNDSCHRAUBE M 6X60 SW=8	HH COLLAR SCREW M 6X60 WS=8	4
52	0015 060303	SK.BUNDSCHRAUBE M 6X30 SW=8	HH COLLAR SCREW M 6X30 WS=8	12
53	0015 060353	SK.BUNDSCHRAUBE M 6X35 SW=8	HH COLLAR SCREW M 6X35 WS=8	3
54	0015 060753	SK.BUNDSCHRAUBE M 6X75 SW=8	HH COLLAR SCREW M 6X75 WS=8	1
55	503.08.053.000	BÜCHSE FÜR SPOILER 6X11X16X7,5	BUSH FOR SPOILER 6X11X16X7,5	1
60	590.30.099.000	DICHTUNGSSATZ KPL. RACING 2000	GASKET SET CPL. RACING 2000	1



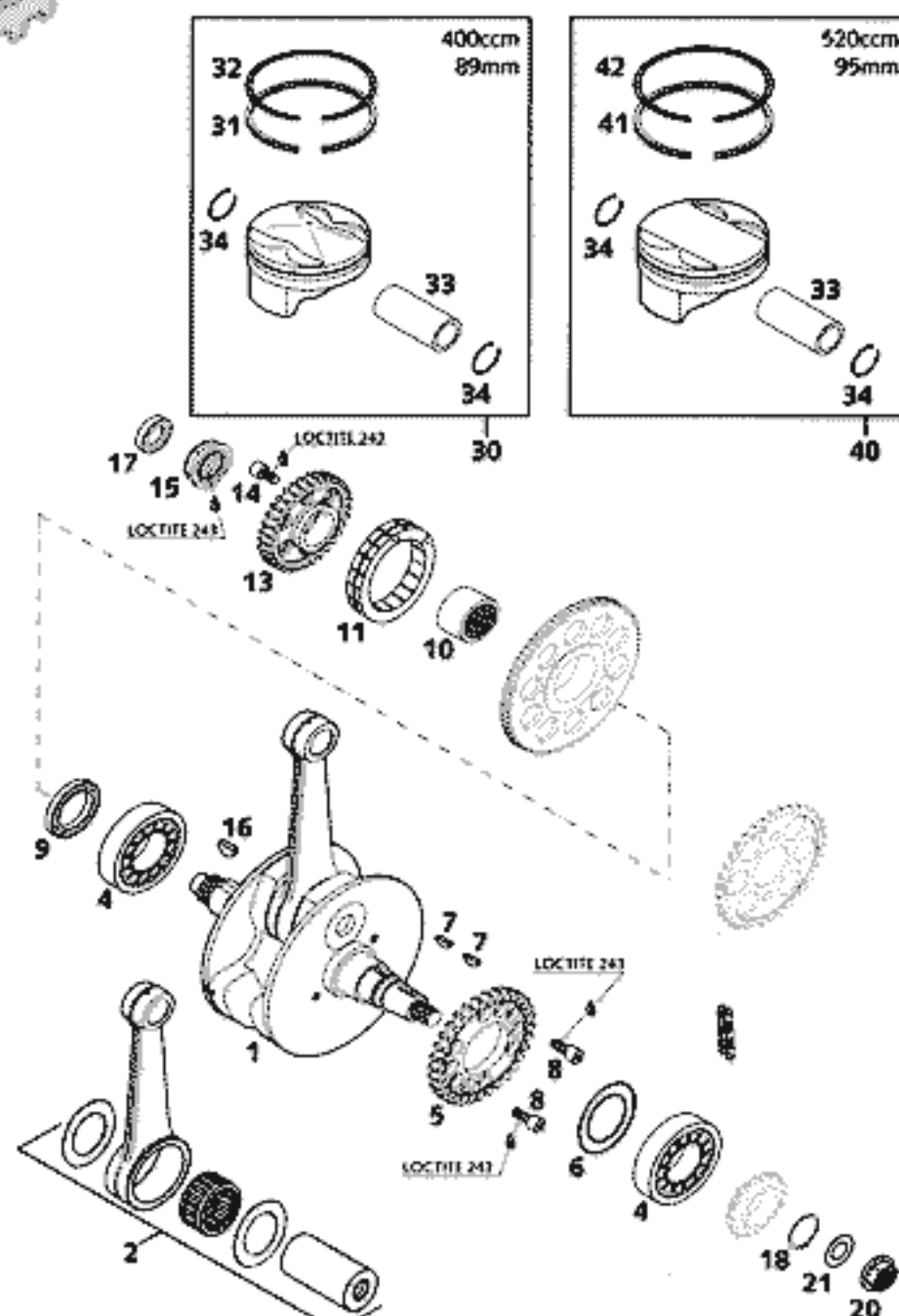
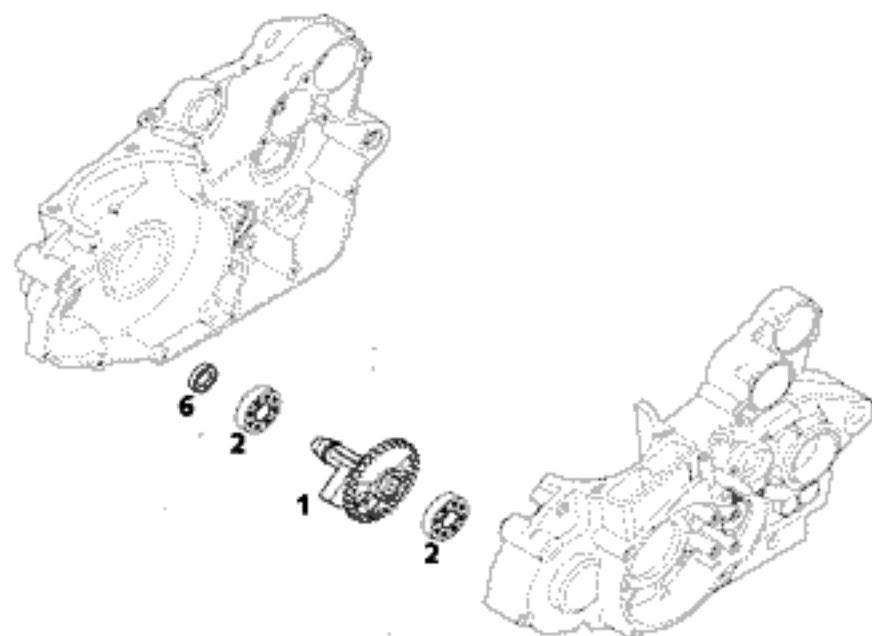


FIG	TEILNR./PARTNR	BEZEICHNUNG	DESCRIPTION	QTY
1*	595.30.018.200	KURBELWELLE KPL. 400 RAC. 2001 HUB 64MM, OHNE ANLAUFSCHLEIBEN	CRANKSHAFT CPL. 400 RAC. 2001 STROKE 64MM, WITHOUT WASHER	1
1*	590.30.018.200	KURBELWELLE KPL. 520 RAC. 2001 HUB 72MM, OHNE ANLAUFSCHLEIBEN	CRANKSHAFT CPL. 520 RAC. 2001 STROKE 72MM, WITHOUT WASHER	1
2	595.30.015.044	PLEUEL.REP.SATZ 400 RAC. 2000 MIT ANLAUFSCHLEIBEN	CON.ROD REP.SET 400 RAC. 2000 WITH WASHER	1
2	590.30.015.044	PLEUEL.REP.SATZ 520 RAC. 2000 MIT ANLAUFSCHLEIBEN	CON.ROD REP. SET 520 RAC. 2000 WITH WASHER	1
4	503.30.082.000	ZYLINDERLAGER NJ206 ET2XCS46	CYL.ROLLER BEAR.NJ206 ET2XCS46	2
5	590.30.055.000	ANTRIEBSRAD 32-Z FÜR AGW	DRIVE GEAR 32-T F.BALANC SHAFT	1
6	560.30.081.000	PASSSCHEIBE 30,5X45X0,10	THRUST WASHER 30X42X0,1	X
6	560.30.081.100	PASSSCHEIBE 30,5X45X0,15	THRUST WASHER 30X42X0,15	X
6	560.30.081.200	PASSSCHEIBE 30,5X45X0,30	THRUST WASHER 30X42X0,3	X
7	0888 030050	SCHEIBENFEDER DIN6888-3X5X13	WOODRUFF KEY DIN6888-3X5X13	2
8	0984 060162	ZYL.SCHRAUBE DIN7984-M 6X16	AH SCREW DIN7984-M 6X16	2
9	0760 304771	WELLENDICHTRING 30X47X7 VITON	SHAFT SEAL RING 30X47X7 VITON	1
10	0618 301617	NADELHÜLSE HK 3016 B	NEEDLE BEARING HK 3016 B	1
11	584.40.026.000	FREILAUF FWD 332008 BLS	FREE-WHEEL FWD 332008 BLS	1
13	590.32.000.033	PRIMÄRRAD 33-Z	PRIMARY GEAR 33-T	1
14	0912 060106	ISK.SCHR. DIN0912-M 6X10 10.9	AH SCREW DIN0912-M 6X10 10.9	6
15	590.30.029.100	SK-MUTTER M20X1,5 SW=27 LINKS	HH NUR M20X1,5 WS=27 LEFT	1
16	6946 005	SCHEIBENFEDER 5X6,5 GEHÄRTET	WOODRUFF KEY 5X6,5 HARDED	1
17	0760 142460	WELLENDICHTRING 14X24X6 B	SHAFT SEAL RING 14X24X6 B	1
18	0471 250120	SICHERUNGSRING DIN0471-25X1,2	CIRCLIP DIN0471-25X1,2	1
20	490.30.021.000	BUNDMUTTER M12X1 RECHTS	COLLAR NUT M12X1 R/S	1
21	0137 120000	FEDERSCHLEIBE DIN0137-B12	SPRING WASHER DIN0137-B12	1
30	595.30.007.000/ I	KOLBEN I 89MM KPL. GEGOSS.2000	PISTON I 89MM CPL. CAST 2000	1
30	595.30.007.000/ II	KOLBEN II 89MM KPL.GEGOSS.2000	PISTON II 89MM CPL. CAST 2000	1
31	595.30.031.000	ÖLABSTREIFRING 89/81,5X3	OIL SCRAPER RING 89/81,5X3	1
32	575.30.032.000	RECHTECKRING 89MM	RECTANGULAR RING 89MM	1
33	590.30.033.000	KOLBENBOLZEN 20X15,8/12X50	PISTON PIN BOLT 20X15,8/12X50	1
34	590.30.074.000	DRAHTSPRENGRING C20X1,5	CIRCLIP C20X1,5	2
40	590.30.007.000/ I	KOLBEN I 95MM KPL. GESCHM.2000	PISTON I 95MM CPL. FORGED 2000	1
40	590.30.007.000/ II	KOLBEN II 95MM KPL.GESCHM.2000	PISTON II 95MM CPL.FORGED 2000	1
41	580.30.631.000	ÖLABSTREIFRING 95MM	OIL SCRAPER RING 95MM	1
42	590.30.032.000	RECHTECKRING 95/87,2X1,25	RECTANGULAR RING 95/87,2X1,25	1

FIG	TEILNR/PARTNR	BEZEICHNUNG	DESCRIPTION	QTY
1*	590.30.057.044	AUSGLEICHSWELLE KPL. RAC. 2001	BALANCER SHAFT CPL. RAC. 2001	1
2	0625 160040	RILLENKUGELLAGER TM 16004 C3	GROOVED BALL BEARING 16004 C3	2
6	0760 142460	WELLENDICHTRING 14X24X6 B	SHAFT SEAL RING 14X24X6 B	1



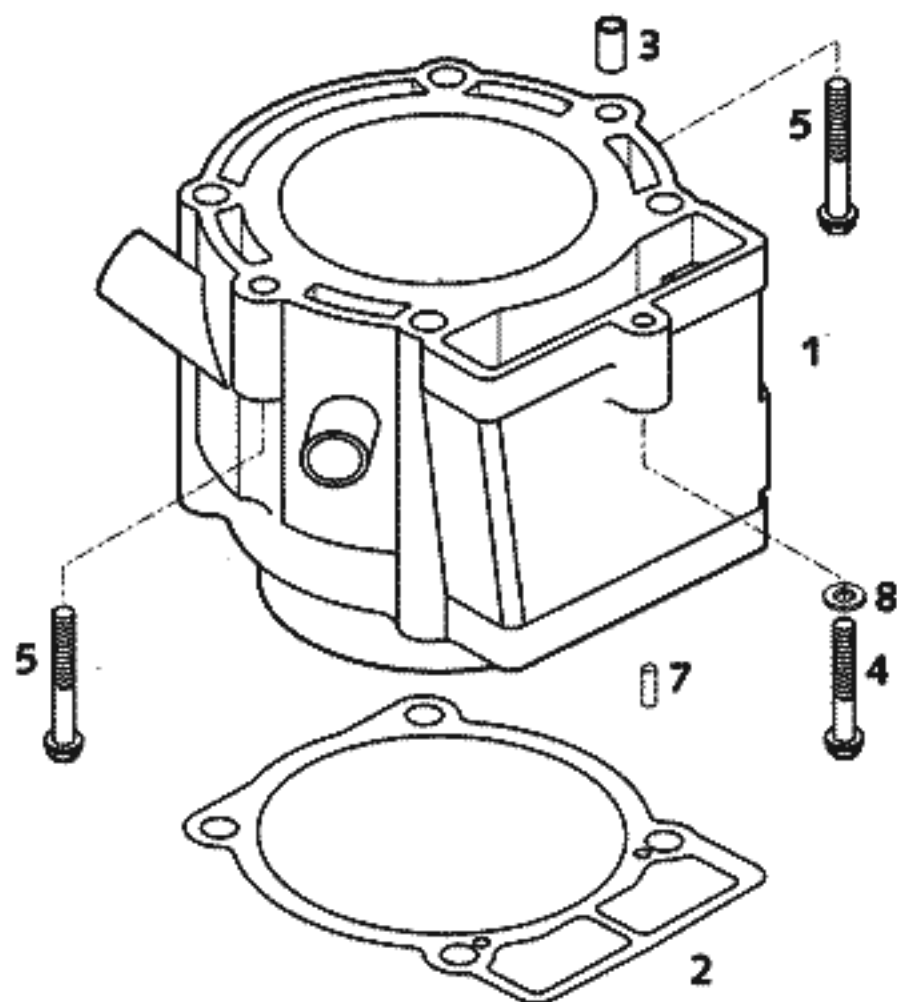


FIG	TEILNR/PARTNR	BEZEICHNUNG	DESCRIPTION	QTY
1	595.30.005.000	ZYLINDER 89MM 400 RACING 2000	CYLINDER 89MM 400 RACING 2000	1
1	590.30.005.000	ZYLINDER 95MM 520 RACING 2000	CYLINDER 95MM 520 RACING 2000	1
2	590.30.035.050	ZYLINDERFUSSDICHTUNG 0,5MM	CYLINDER BASE GASKET 0,5MM	1
3	590.30.023.000	PASSHÜLSE 6X8X11,5	DOWEL 6X8X11,5	2
4	0015 060403	SK.BUNDSCHRAUBE M 6X40 SW=8	HH COLLAR SCREW M 6X40 WS=8	1
5	0015 060453	SK.BUNDSCHRAUBE M 6X45 SW=8	HH COLLAR SCREW M 6X45 WS=8	2
7	0402 040980	NADELROLLE DIN5402 NRB 4X 9,8	NEEDLE ROL DIN5402 NRB 4X 9,8	2
8*	0603 061001	CU-DICHTRING DIN7603- 6X10X1	CU-SEAL RING DIN7603- 6X10X1	1

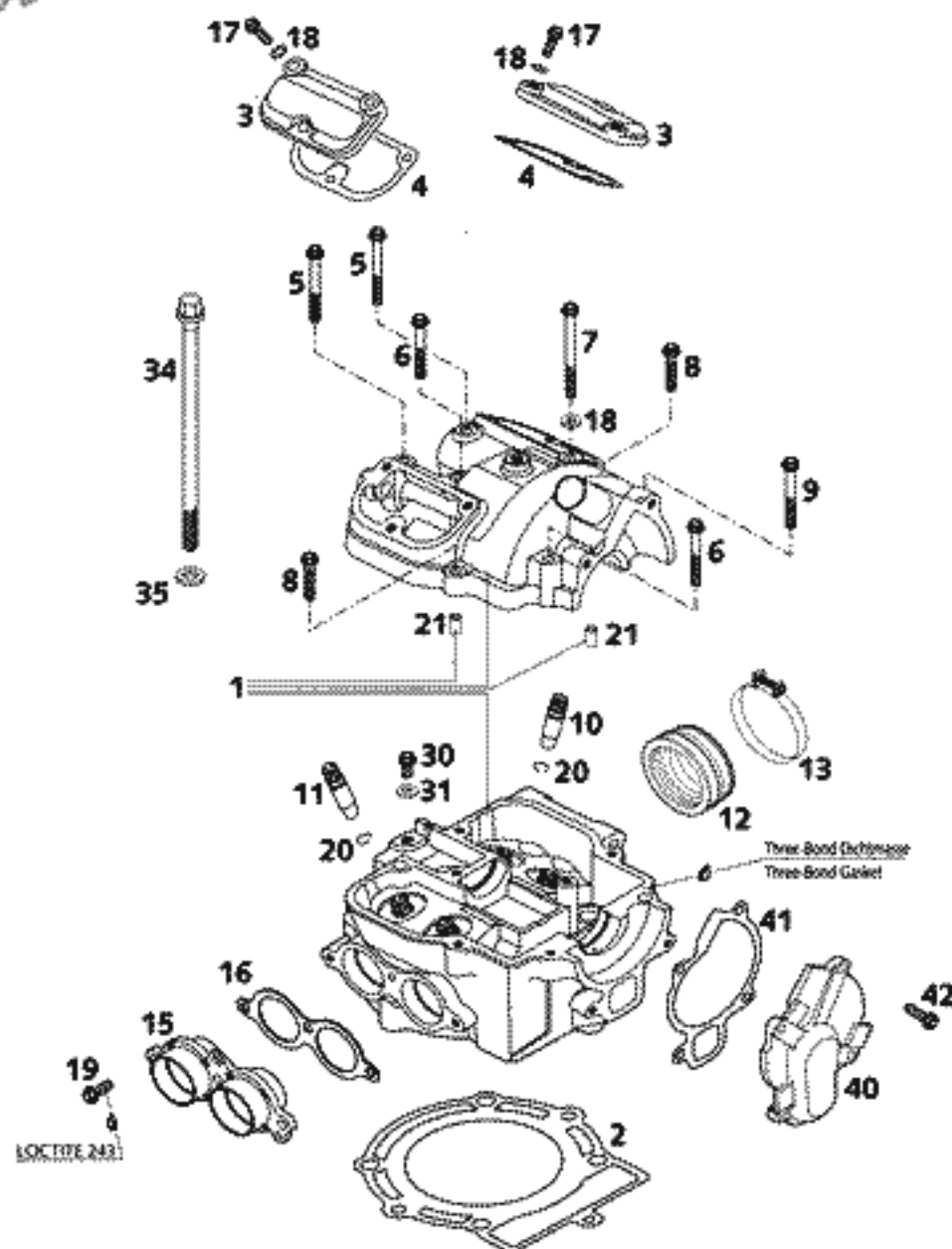


FIG	TEILNR/PARTNR	BEZEICHNUNG	DESCRIPTION	QTY
1*	590.36.020.044	ZYLINDERKOPF KPL. 400/520 2000	CYLINDERHEAD CPL. 400/520 2000	1
2	595.30.036.000	ZYLINDERKOPFDICHTUNG 89,3 MM 400 RACING	CYLINDER HEAD GASKET 89,3 MM 400 RACING	1
2	590.30.036.000	ZYLINDERKOPFDICHTUNG 95,3 MM 520 RACING	CYLINDER HEAD GASKET 95,3 MM 520 RACING	1
3	580.36.052.000	VENTILDECKEL HINTEN	VALVE COVER REAR	2
4	580.36.053.000	VENTILDECKELDICHTUNG	VALVE COVER GASKET	2
5	0015 060553	SK.BUNDSCHRAUBE M 6X55 SW=8	HH COLLAR SCREW M 6X55 WS=8	2
6	0015 060453	SK.BUNDSCHRAUBE M 6X45 SW=8	HH COLLAR SCREW M 6X45 WS=8	2
7	0015 060753	SK.BUNDSCHRAUBE M 6X75 SW=8	HH COLLAR SCREW M 6X75 WS=8	1
8	0015 060303	SK.BUNDSCHRAUBE M 6X30 SW=8	HH COLLAR SCREW M 6X30 WS=8	2
9	0015 060503	SK.BUNDSCHRAUBE M 6X50 SW=8	HH COLLAR SCREW M 6X50 WS=8	1
10	590.36.025.000	VENTILFÜHRUNG EINLASS	VALVE GUIDE INTAKE 36,5MM	2
11	590.36.026.000	VENTILFÜHRUNG AUSLASS	VALVE GUIDE EXHAUST 40,5MM	2
12	590.36.044.000	GUMMINUFFE RACING NBR82	INTAKE BOOT RACING NBR82	1
13	590.30.061.000	SCHELLE D=56MM B=9MM M4X25	CLAMP D=56MM B=9MM M4X25	2
15	590.36.039.000	AUSPUFFFLANSCH KPL. RACING	EXHAUST FLANGE CPL. RACING	1
16	590.36.041.000	DICHTUNG AUSPUFFFLANSCH	GASKET EXHAUST FLANGE 1MM	1
17	0015 060203	SK.BUNDSCHRAUBE M 6X20 SW=8	HH COLLAR SCREW M 6X20 WS=8	6
18	0603 061001	CU-DICHTRING DIN7603- 6X10X1	CU-SEAL RING DIN7603- 6X10X1	7
19	0015 060163	SK.BUNDSCHRAUBE M 6X16 SW=8	HH COLLAR SCREW M 6X16 WS=8	3
20	0993 012000	SPRENGRING DIN7993-RW12	CIRCLIP DIN7993A-RW12	4
21	590.30.023.000	PASSHÜLSE 6X8X11,5	DOWEL 6X8X11,5	2
30	590.36.006.090	ENTLÜFTUNGSSCHRAUBE M6X10 KPL.	VENT SCREW M6X10 CPL.	1
31*	580.36.065.100	CU-DICHTRING 6 X 10 X 2	CU-SEAL RING 6 X 10 X 2	1
34	590.36.079.000	ZYLINDERKOPFSCHRAUBE M10X158	CYLINDER HEAD SCREW M10X158	4
35	590.36.090.000	SCHEIBE 10,8X18,8X1,5	SHIM 10,4X18,8X1,5	4
40	590.35.052.000	WASSERPUMPENDECKEL RACING 2000	WATER PUMP COVER RACING 2000	1
41	590.35.053.000	WASSERPUMPENDECKELDICHTUNG 0,8MM	WATER PUMP COVER GASKET 0,5MM	1
42	0015 060203	SK.BUNDSCHRAUBE M 6X20 SW=8	HH COLLAR SCREW M 6X20 WS=8	4

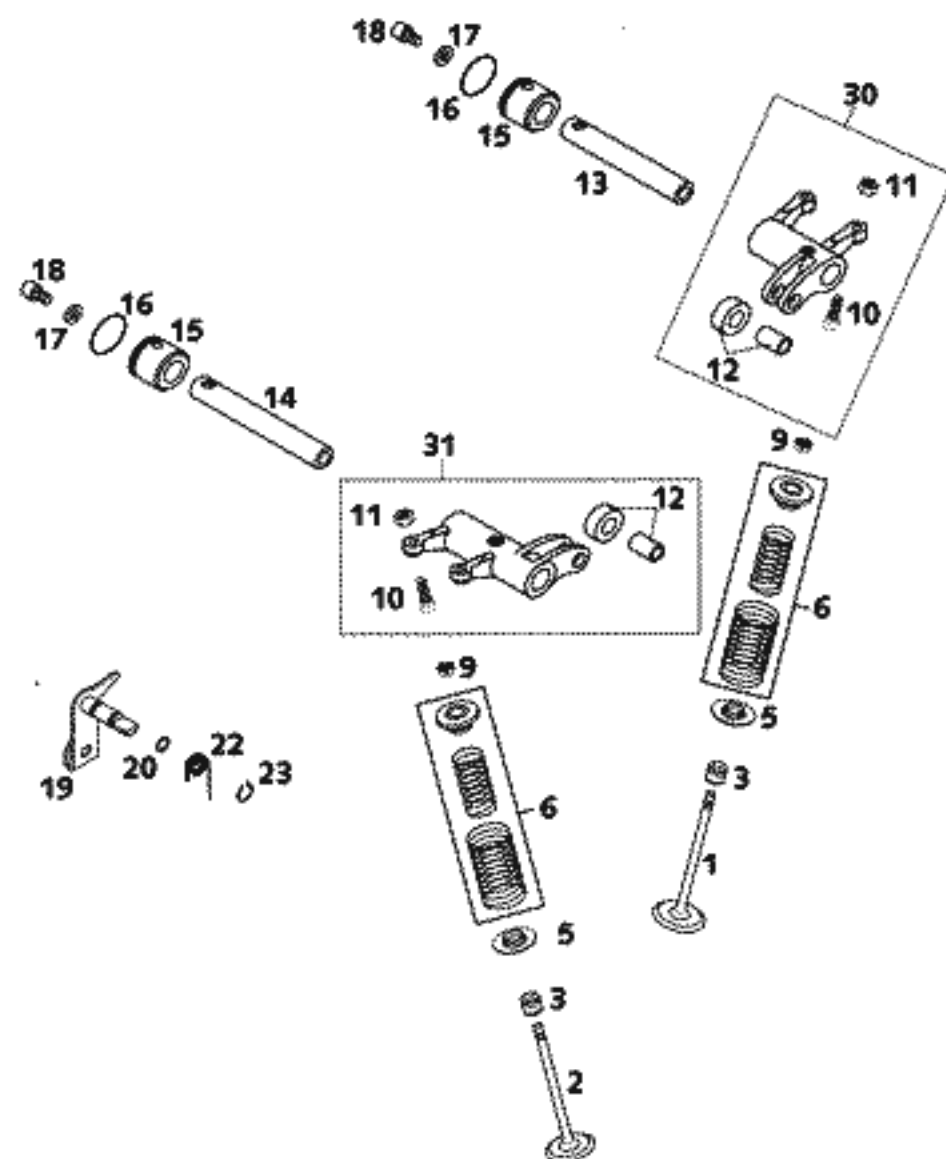


FIG	TEILNR/PARTNR	BEZEICHNUNG	DESCRIPTION	QTY
1	590.36.030.000	EINLASSVENTIL D=35MM	INTAKE VALVE D=35MM	2
2	590.36.031.000	AUSLASSVENTIL D=30MM	EXHAUST VALVE D=30MM	2
3	590.36.027.000	VENTILSCHAFTDICHTUNG RACING	VALVE-STEM SEALING RACING	4
5	590.36.036.000	VENTILFEDERAUFLAGE	VALVE SPRING HOLDER	4
6*	590.36.028.144	VENTILFEDERNKIT (1X) RAC. 2001	VALVE SPRING KIT (1X) RAC.2001	4
9	590.36.033.000	VENTILKEGELSTÜCK KK 6 H	VALVE COLLET	8
10	590.36.062.000	EINSTELLSCHRAUBE M6X0,75	ADJUSTMENT SCREW M6X0,75	4
11	590.36.062.100	MUTTER M6X0,75	NUT M6X0,75	4
12	590.36.061.090	KIPPHEBELROLLE KPL. RACING	ROCKER ARM ROLLER CPL. RACING	2
13	590.36.056.000	KIPPHEBELACHSE EINLASS	ROCKER ARM SHAFT INTAKE 82MM	1
14	590.36.057.000	KIPPHEBELACHSE AUSLASS	ROCKER ARM SHAFT EXHAUST 94MM	1
15	590.36.061.095	ENDKAPPE KIPPHEBELACHSE	END CAP ROCKER ARM SHAFT	2
16	0770 191016	O-RING 19,10X1,60 NBR 70	O-RING 19,10X1,60 NBR 70	2
17	590.36.060.010	SCHEIBE ALU 5,2X10X2	SHIM ALU 5,2X10X2	2
18	0912 050083	ISK.SCHRAUBE DIN0912-M 5X 8	AH SCREW DIN0912-M 5X 8	2
19	590.36.050.000	DEKOWELLE KPL.	DECOMPRESSION SHAFT CPL.	1
20	0770 051016	O-RING 5,10X1,60 NBR 70	O-RING 5,10X1,60 NBR 70	1
22	590.36.059.000	DEKOHEBELFEDER	DECOMPRESSION LEVER SPRING	1
23	0471 080000	SICHERUNGSRING DIN0471- 8X0,8	CIRCLIP DIN0471- 8X0,8	1
30	590.36.060.044	KIPPHEBEL EINLASS KPL. L=50MM	ROCKER ARM INTAKE CPL. L=50MM	1
31	590.36.061.044	KIPPHEBEL AUSLASS KPL. L=66,7MM	ROCKER ARM EXHAUST CPL. L=66,7MM	1

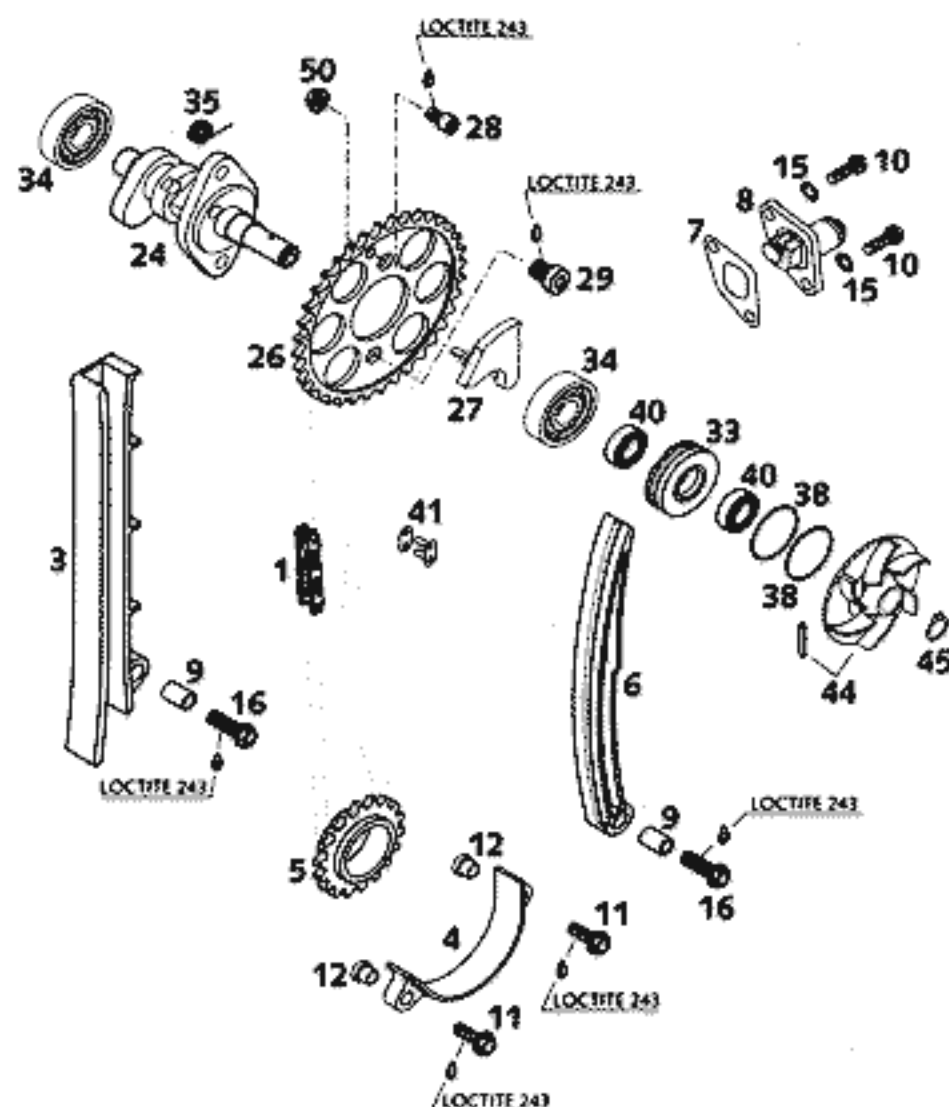


FIG	TEILNR/PARTNR	BEZEICHNUNG	DESCRIPTION	QTY
1	590.36.013.000	STEUERKETTE 97 ROLLEN	TIMING CHAIN 97 ROLLS	1
3	590.36.001.000	STEUERKETTENFÜHRUNG RACING	TIMING CHAIN GUIDE RACING	1
4	590.36.018.000	AUSFALLSICHERUNG RACING	SECURING GUIDE RACING	1
5	590.36.014.000	STEUERRITZEL 18-Z	TIMING GEAR 18-T	1
6	590.36.002.000	STEUERKETTENSPIANNERSCHIENE	TIMING CHAIN TENSIONER	1
7	590.36.003.050	DICHTUNG STEUERKETTENSPIANNER	GASKET TIMING CHAIN TENSIONER	1
8	590.36.003.000	STEUERKETTENSPIANNER KPL.RACING	TIMINGCHAIN TENSIONER CPL.RAC.	1
9	590.36.001.050	DISTANZBÜCHSE 6,1X8,2X13,1	SPACER BUSHING 6,1X8,2X13,1	2
10	0015 060203	SK.BUNDSCHRAUBE M 6X20 SW=8	HH COLLAR SCREW M 6X20 WS=8	2
11	0015 050163	SK.BUNDSCHRAUBE M 5X16 SW=8	HH COLLAR SCREW M 5X16 WS=8	2
12	590.36.018.050	STÜTZHÜLSE 5,2X7X10X7,7	SUPPORTING SLEEVE 5,2X7X10X7,7	2
15	0603 061001	CU-DICHTRING DIN7603- 6X10X1	CU-SEAL RING DIN7603- 6X10X1	2
16	0015 060253	SK.BUNDSCHRAUBE M 6X25 SW=8	HH COLLAR SCREW M 6X25 WS=8	2
24	590.36.010.000	NOCKENWELLE „55“ 520 RAC. 2000	CAMSHAFT „55“ 520 RACING 2000	1
24	595.36.010.000	NOCKENWELLE „01“ 400 RAC. 2000	CAMSHAFT „01“ 400 RACING 2000	1
26	590.36.011.000	NOCKENWELLENRAD 36-Z	CAMSHAFT GEAR 36-T	1
27	590.36.016.000	AUTODEKOWELLE	AUTO DECOMPRESSION SHAFT	1
28	0912 050106	ISK.SCHRAUBE M5X10 DIN912 10.9	AH SCREW M5X10 DIN912 10.9	1
29	0984 080103	ISK.SCHRAUBE DIN7984-M 8X10	AH SCREW DIN7984-M 8X10 8.8	2
33	590.36.081.000	DICHTUNGSTRÄGER 33X11	GASKET SUPPORT 33X11	1
34	0625 062014	RILLENKUGELLAGER 6201 C3 NTN	BALL BEARING 6201 C3 NTN	2
35	590.36.017.000	FEDER FÜR AUTODEKO	SPRING 0,55MM FOR AUTODECOMPR.	1
38*	0770 020220	O-RING 25,12X1,78 NBR70	O-RING 25,12X1,78 NBR70	2
40*	0760 101842	WELLENDICHT, 10X18X4 B-NBR 58	SHAFT SEAL R.10X18X4 B-NBR 58	2
41	590.36.013.050	NIETGLIED FÜR STEUERKETTE	RIVET LINK FOR TIMING CHAIN	1
44*	590.35.055.144	WASSERPUMPENRAD KPL. RAC. 2001	WATER PUMP WHEEL CPL. RAC.2001	1
45	0471 100010	SICHERUNGSRING DIN0471-10X1	CIRCLIP DIN0471-10X1	1
50	0985 050003	SS.MUTTER DIN0985-M 5	SELF LOCKING NUT DIN0985-M 5	1

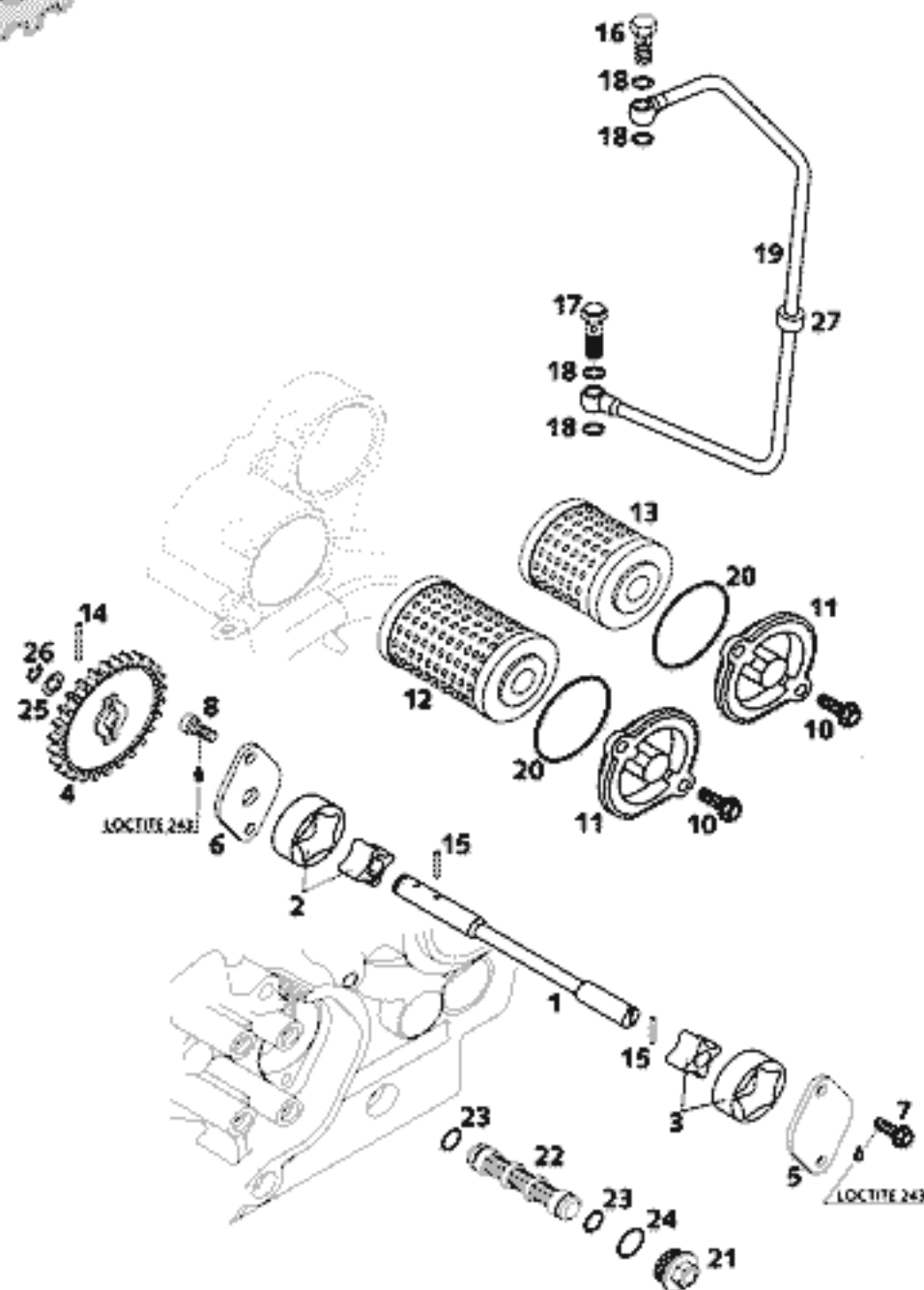


FIG	TEILNR/PARTNR	BEZEICHNUNG	DESCRIPTION	QTY
1	590.38.002.000	ÖLPUMPENWELLE	OIL PUMP SHAFT L=148,5MM	1
2	590.38.011.010	ÖLPUMPENROTOR KPL. 10MM G-73R	OILPUMP ROTOR CPL. 10MM G-73R	1
3	590.38.011.012	ÖLPUMPENROTOR KPL. 12MM G-95	OILPUMP ROTOR CPL. 12MM G-95	1
4	584.38.001.000	ÖLPUMPENRAD 26-Z	OIL PUMP GEAR 26-T	1
5	590.38.004.000	ÖLPUMPENDECKEL LINKS	OIL PUMP COVER L/S	1
6	590.38.003.000	ÖLPUMPENDECKEL RECHTS 8MM	OIL PUMP COVER R/S 8MM	1
7	0015 050163	SK.BUNDSCHRAUBE M 5X16 SW=8	HH COLLAR SCREW M 5X16 WS=8	2
8	0984 050122	ZYL.SCHRAUBE DIN6912-M 5X12	AH SCREW DIN6912-M 5X12	2
10	0015 050163	SK.BUNDSCHRAUBE M 5X16 SW=8	HH COLLAR SCREW M 5X16 WS=8	4
11	590.38.041.000	ÖLFILTERDECKEL RACING	OIL FILTER COVER RACING	2
12	580.38.005.000	ÖLFILTER LANG	OIL FILTER LONG	1
13	590.38.046.000	ÖLFILTER KURZ	OIL FILTER SHORT	1
14	0402 251980	NADELROL. DIN5402 NRA 2,5X19,8	NEEDLEROL.DIN5402 NRA 2,5X19,8	1
15	0402 251180	NADELROLLE DIN5402 NRB2,5X11,8	NEEDLE ROLLER DIN5402 2,5X11,8	2
16	580.38.030.000	HOHLSCHRAUBE M 8 X 1 DIN7643	BANJO BOLT M8 X 1 DIN7643	1
17	590.38.029.000	DÜSENSCHRAUBE „100“ M8X1 SW=12	JET SCREW „100“ M8X1 WS=12	1
18	0603 082121	CU-DICHTRING DIN7603- 8X12X1	SEAL RING CU DIN7603- 8X12X1	4
19	590.38.035.000	ÖLLEITUNG STAHL GEHÄUSE-Z.KOPF	OIL LINE STEEL CASE-CYL.HEAD	1
20	0770 400025	O-RING 40,00X2,50 NBR 70	O-RING 40,00X2,50 NBR 70	2
21	590.38.017.000	VERSCHL.SCHRAUBE M20X1,5 SW=13	PLUG M20X1,5 WS=13	1
22	590.38.016.000	ÖLSIEB	OIL SCREEN 15X83MM	1
23	0770 125015	O-RING 12,5X1,5 NBR	O-RING 12,5X1,5 NBR	2
24	0770 020170	O-RING 17,17X1,78 GLO	O-RING 17,17X1,78 GLO	1
25	580.38.007.755	ANLAUFSCHLEIBE 8,1 X 15 X 0,5	STOP DISK 8,1 X 15 X 0,5	1
26	0799 060000	SICH.SCHEIBE DIN6799-RS 6,0	TAB WASHER DIN6799-RS 6,0	1
27*	584.05.098.000	GUMMIPUFFER 8X17X10 ENDDÄM.'97	RUBBERBUFFER 8X17X10 SILENC'97	1

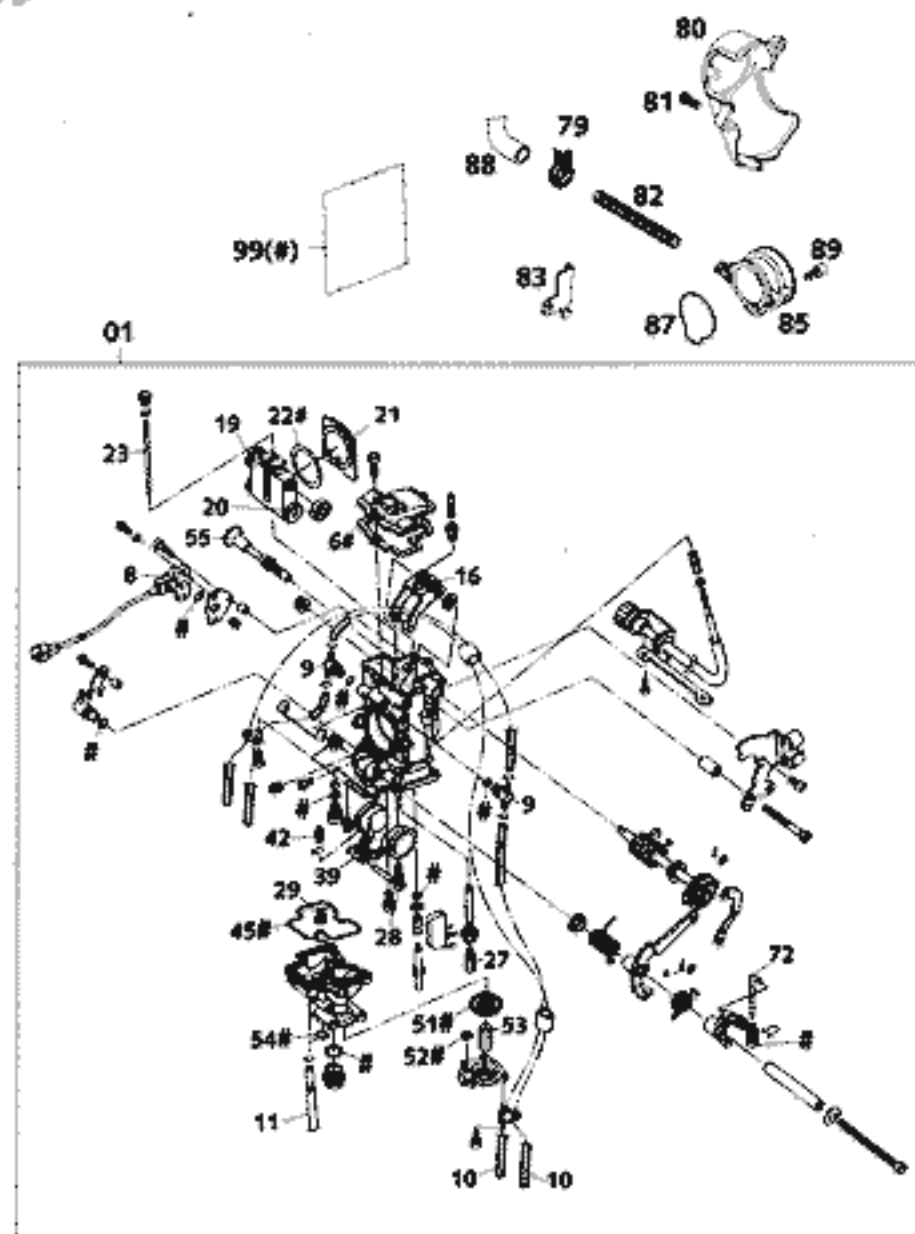


FIG	TEILNR/PARTNR	BEZEICHNUNG	DESCRIPTION	QTY
01	590.31.001.000	VERGASER KEIHIN MX FCR 39 2000	CARBURETOR KEIH. MX FCR39 2000	1
6	590.31.028.000	DICHTUNG VERGASERDECKEL	GASKET CARBURETOR COVER	1
8	590.31.077.000	SENSOR GASSCHIEBERPOSITION	THROTTLE POSITION SENSOR	1
9	590.31.083.000	T-STÜCK ENTLÜFTUNGSSCHLAUCH	T-JOINT BREATHER HOSE	2
10	310.07.007.101	PVC-SCHLAUCH 4 X 6 MM	BREATHER HOSE 4 X 6 MM	2,2
11	520.31.137.001	PVC-SCHLAUCH 3 X 6 MM	PVC-HOSE 3 X 6 MM	0,3
16	590.31.035.051	GASSCHIEBERARM KPL.	LINK ARM THROTTLE VALVE CPL.	1
19	590.31.035.015	GASSCHIEBER 15 KPL.	THROTTLE VALVE 15 CPL.	1
20	590.31.035.050	LAGERROLLE GASSCHIEBER	BEARING THROTTLE VALVE	1
21	590.31.035.053	DICHTPLATTE GASSCHIEBER	GASKET PLATE THROTTLE VALVE	1
22	590.31.035.052	DICHTSCHEIBE GASSCHIEBER	GASKET WASHER THROTTLE VALVE	1
23	590.31.034.0VR	DÜSENNADEL OBDVR	JET NEEDLE OBDVR	1
23	590.31.034.0TM	DÜSENNADEL OBDTM	JET NEEDLE OBDTM	1
27*	545.31.623.172	HAUPTDÜSE GR.172 KEIHIN	MAIN JET 172 KEIHIN	X
27*	545.31.623.175	HAUPTDÜSE GR.175 KEIHIN	MAIN JET 175 KEIHIN	1
27*	545.31.623.178	HAUPTDÜSE GR.178 KEIHIN	MAIN JET 178 KEIHIN	X
27*	545.31.623.180	HAUPTDÜSE GR.180 KEIHIN	MAIN JET 180 KEIHIN	X
28	590.31.607.048	LEERLAUFDÜSE 48	IDLE JET 48	1
28	590.31.607.050	LEERLAUFDÜSE 50	IDLE JET 50	X
28	590.31.607.052	LEERLAUFDÜSE 52	IDLE JET 52	1
29	590.31.051.085	STARTDÜSE 85	STARTER JET 85	1
39	590.31.009.000	SCHWIMMER KPL.	FLOAT CPL.	1
42*	546.31.220.000	SCHWIMMERNADEL	FLOAT NEEDLE	1
45	590.31.010.000	DICHTUNG SCHWIMMERGEHÄUSE	GASKET FLOAT CHAMBER	1
51	590.31.057.000	MEMBRAN BESCHLEUNIGERPUMPE	DIAPHRAGM ACCELERATOR PUMP	1
52	590.31.058.000	U-RING	U-RING	1
53	590.31.059.000	DRUCKFEDER	COIL SPRING	1
54	590.31.058.100	O-RING	O-RING	1
55	590.31.048.000	KALTSTARTBETÄTIGUNG KPL.	STARTER VALVE CPL.	1
72	590.31.061.000	GESTÄNGE BESCHLEUNIGERPUMPE	ROD ACCELERATOR PUMP	1
79*	584.31.082.100	YDNAC-KLAMMER 16MM '98	YDNAC-CLAMP 16MM '98	1
80	590.31.086.000	VERGASERABDECKUNG RACING 2000	CARBURETOR COVER RACING 2000	1
81	0015 060163	SK.BUNDSCHRAUBE M 6X16 SW=8	HH COLLAR SCREW M 6X16 WS=8	2
82	320.03.073.000	DRUCKFEDER	PRESSURE SPRING	1
83	590.31.029.024	SCHIEBERANSCHLAG 24,5MM	SLIDE STOP 24.5MM	1
85*	590.31.040.100	ANSAUGTRICHTER 2001	INTAKE FUNNEL 2001	1
87	590.31.040.010	O-RING FÜR ANSAUGTRICHTER	O-RING FOR INTAKE FUNNEL	1
88	590.31.050.000	SCHLAUCH MOTORENTLÜFTUNG 0,71M	TUBE ENGINE BREATHER 0.71M	1
89	0912 050123	ISK.SCHRAUBE DIN0912-M 5X12	AH SCREW DIN0912-M 5X12	2
99	590.31.099.000	DICHTUNGSSATZ FCR39 KEIHIN	GASKET SET FCR39 KEIHIN	1

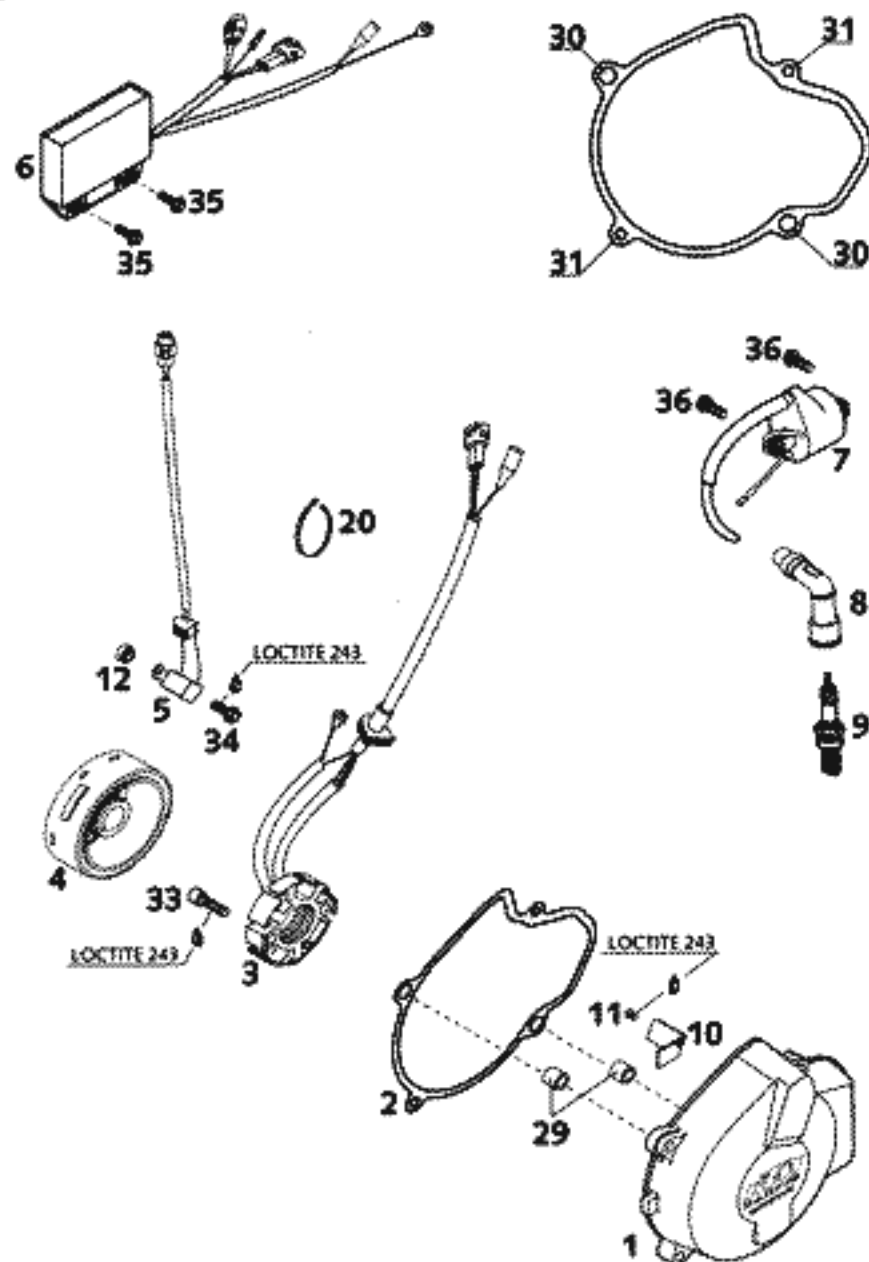


FIG	TEILNR/PARTNR	BEZEICHNUNG	DESCRIPTION	QTY
1	590.30.002.500	ZÜNDUNGSDECKEL 4K3A 2000	IGNITION COVER 4K3A 2000	1
2	590.30.040.000	ZÜNDUNGSDECKELDICHUNG 0,5MM	IGNITION COVER GASKET 0,5MM	1
3	590.39.004.000	STATOR KPL. 4K3A RACING 2000	STATOR CPL. 4K3A RACING 2000	1
4	590.39.005.000	ROTOR 4K3A RACING 2000	FLYWHEEL 4K3A „K9158“ RAC.2000	1
5	590.39.034.000	IMPULSGEBER KOKUSAN 4K3-A/B	PULSER COIL KOKUSAN 4K3-A/B	1
6	590.39.031.100	DIGITALBOX KOKUSAN 4K3-A/B	DIGITALBOX KOKUSAN 4K3-A/B	1
7	590.39.006.000	ZÜNDSPULE KOKUSAN 4K3-A/B 2000	IGNITIONCOIL KOKUSAN 4K3-A/B	1
8	590.39.090.000	ZÜNDKERZENSTECKER VD05FG 2000	SPARK PLUG CONNECT.VD05FG 2000	1
9	590.39.093.000	ZÜNDKERZE CRBEK	SPARK PLUG CRBEK	1
10	590.30.002.050	HALTEBLECH FÜR KABEL	SUPPORT FOR WIRE	1
11	0084 040063	ZYL.SCHRAUBE DIN0084-M 4X 6 A	CYL.HEAD SCREW DIN0084-M 4X 6A	1
12	590.39.009.000	DISTANZBUCHSE 5,2X7X4,8 2000	SPACER BUSHING 5,2X7X4,8 2000	2
20	440.11.076.100	KABELBAND 100MM	CABLE TIE 100MM	X
29	490.30.090.000	PASSHÜLSE 9,8 X 7 X 10	DOWEL 9,8 X 7 X 10	2
30	0015 060353	SK.BUNDSCHRAUBE M 6X35 SW=8	HH COLLAR SCREW M 6X35 WS=8	2
31	0015 060303	SK.BUNDSCHRAUBE M 6X30 SW=8	HH COLLAR SCREW M 6X30 WS=8	2
33	0912 050253	ISK.SCHRAUBE DIN0912-M 5X25	AH SCREW DIN0912-M 5X25	2
34	0015 050163	SK.BUNDSCHRAUBE M 5X16 SW=8	HH COLLAR SCREW M 5X16 WS=8	2
35	0014 060203	SK.BUNDSCHRAUBE M 6X20 SW=8	HH COLLAR SCREW M 6X20 WS=8	2
36	0015 060163	SK.BUNDSCHRAUBE M 6X16 SW=8	HH COLLAR SCREW M 6X16 WS=8	2

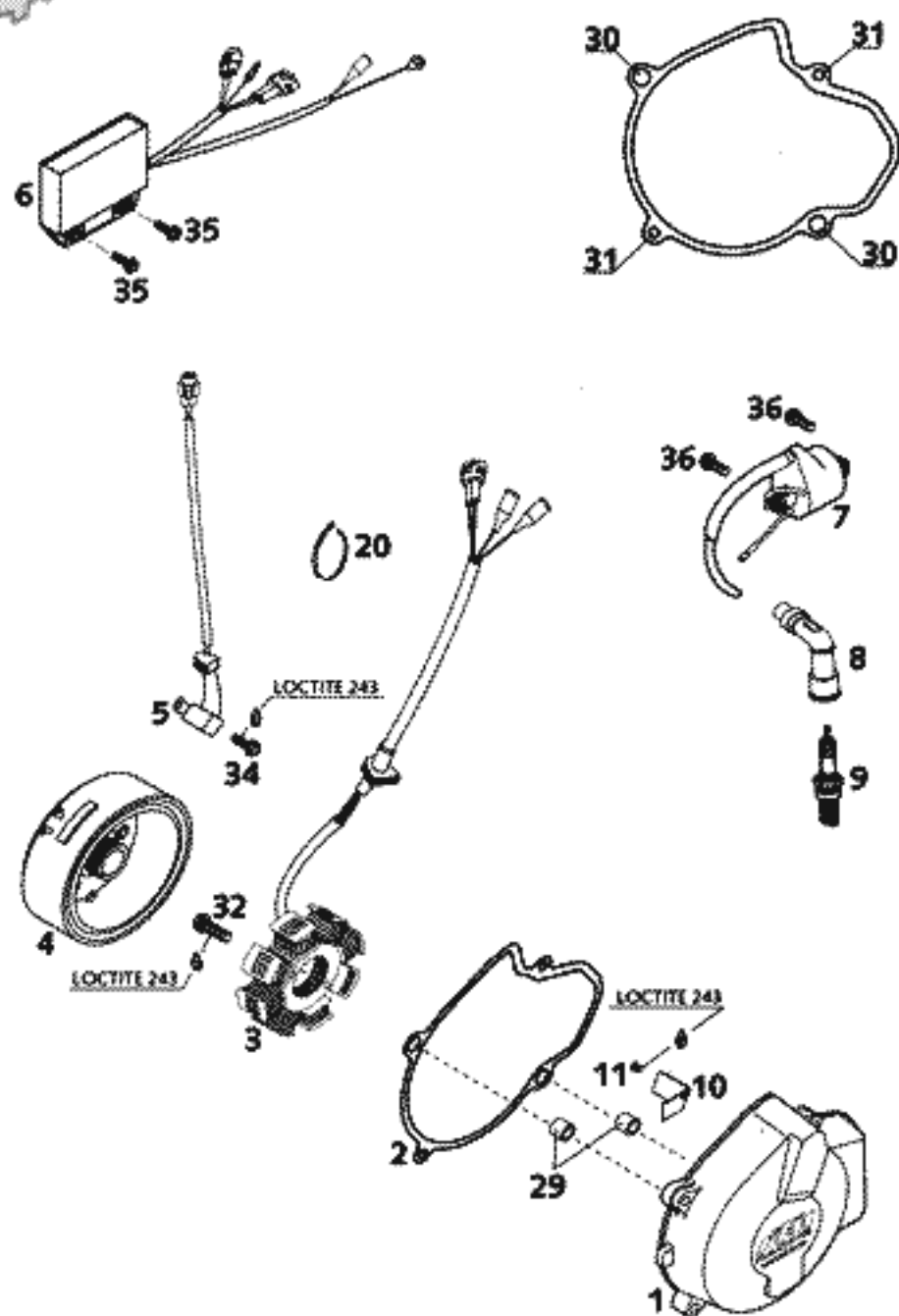


FIG	TEILNR/PARTNR	BEZEICHNUNG	DESCRIPTION	QTY
1	590.30.002.000	ZÜNDUNGSDECKEL 4K3B 2000 PULVERBESCHICHTET	IGNITION COVER 4K3B 2000 PULVERIZED	1
2	590.30.040.000	ZÜNDUNGSDECKELDICHUNG 0,5MM	IGNITION COVER GASKET 0,5MM	1
3	590.39.104.000	STATOR KPL. 4K3B RACING 2000	STATOR CPL. 4K3B RACING 2000	1
4*	590.39.105.100	ROTOR 4K3B RACING 2001	FLYWHEEL 4K3B RAC. 2001	1
5	590.39.034.000	IMPULSGEBER KOKUSAN 4K3-A/B	PULSER COIL KOKUSAN 4K3-A/B	1
6	590.39.031.100	DIGITALBOX KOKUSAN 4K3-A/B	DIGITALBOX KOKUSAN 4K3-A/B	1
7	590.39.006.000	ZÜNDSPULE KOKUSAN 4K3-A/B 2000	IGNITION COIL KOKUSAN 4K3-A/B	1
8	590.39.090.000	ZÜNDKERZENSTECKER VD05FG 2000	SPARK PLUG CONNECT. VD05FG 2000	1
9	590.39.093.000	ZÜNDKERZE CRBEK	SPARK PLUG CRBEK	1
10	590.30.002.050	HALTEBLECH FÜR KABEL	SUPPORT FOR WIRE	1
11	0084 040063	ZYL.SCHRAUBE DIN0084-M 4X 6 A	CYL.HEAD SCREW DIN0084-M 4X 6A	1
20	440.11.076.100	KABELBAND 100MM	CABLE TIE 100MM	X
29	490.30.090.000	PASSHÜLSE 9,8 X 7 X 10	DOWEL 9,8 X 7 X 10	2
30	0015 060353	SK.BUNDSCHRAUBE M 6X35 SW=8	HH COLLAR SCREW M 6X35 WS=8	2
31	0015 060303	SK.BUNDSCHRAUBE M 6X30 SW=8	HH COLLAR SCREW M 6X30 WS=8	2
32	0015 060203	SK.BUNDSCHRAUBE M 6X20 SW=8	HH COLLAR SCREW M 6X20 WS=8	2
34	0015 050163	SK.BUNDSCHRAUBE M 5X16 SW=8	HH COLLAR SCREW M 5X16 WS=8	2
35	0014 060203	SK.BUNDSCHRAUBE M 6X20 SW=8	HH COLLAR SCREW M 6X20 WS=8	2
36	0015 060163	SK.BUNDSCHRAUBE M 6X16 SW=8	HH COLLAR SCREW M 6X16 WS=8	2

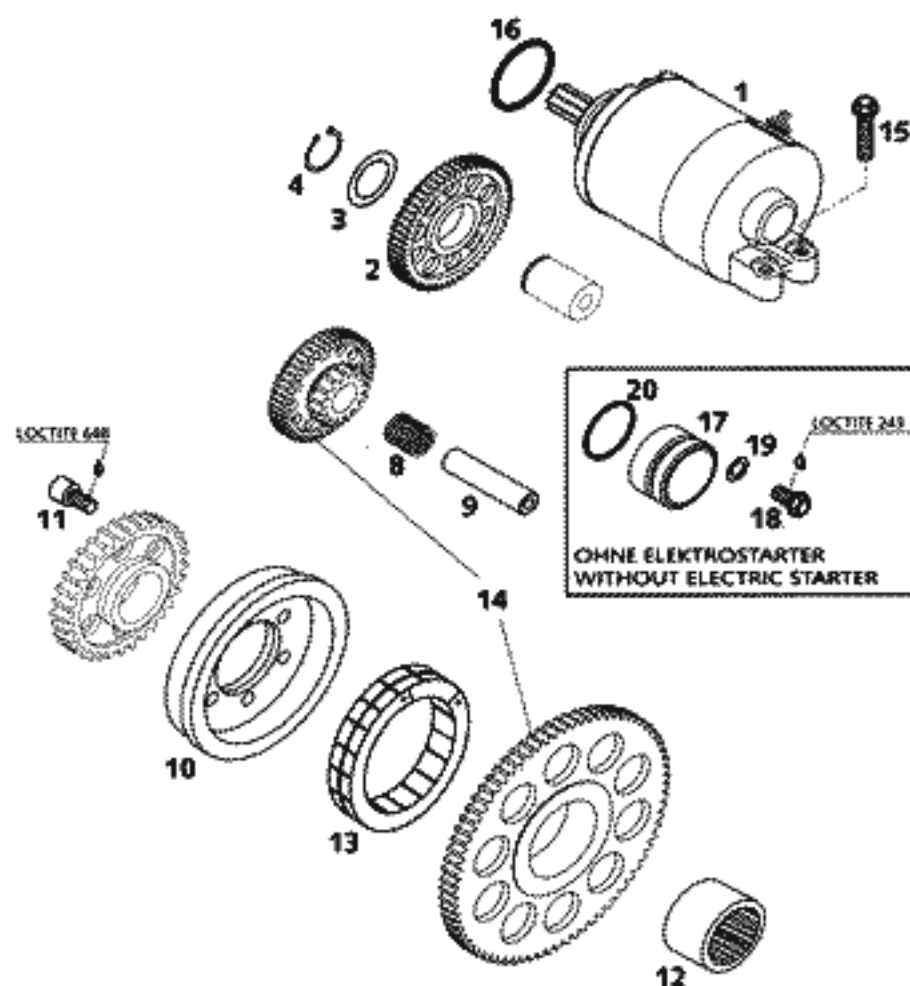


FIG	TEILNR/PARTNR	BEZEICHNUNG	DESCRIPTION	QTY
1	590.40.001.000	E-STARTERMOTOR KPL. 0,45 KW	E-STARTER ENGINE KPL. 0,45 KW	1
2	590.40.022.058	ZWISCHENZAHNRAD 58-Z	INTERMEDIATE GEAR 58-T	1
3	546.33.090.000	ANLAUFSCHEIBE 17,2X25X1	STOP DISK 17,2X24X1	1
4	0471 170010	SICHERUNGSRING DIN0471-17X1	CIRCLIP DIN0471-17X1	1
8	0405 101316	NADELKRANZ K 10X13X16 TN	NEEDLE BEARING K 10X13X16 TN	1
9	590.40.029.000	LAGERBOLZEN	BEARING BOLT 5X10X47	1
10	590.40.025.000	FREILAUFNABE	FREE WHEEL HUB	1
11*	0912 060106	ISK.SCHR. DIN0912-M 6X10 10,9	AH SCREW DIN0912-M 6X10 10,9	6
12	0618 301617	NADELHÜLSE HK 3016 B	NEEDLE BEARING HK 3016 B	1
13	584.40.026.000	FREILAUF FWD 332008 BLS	FREE-WHEEL FWD 332008 BLS	1
14*	590.40.020.144	FREILAUF+DOPPELZAHN.75-48/15-Z	FREE WHEEL+REDUCT.G.75-48/15-Z	1
15	0015 060203	SK.BUNDSCHRAUBE M 6X20 SW=8	HH COLLAR SCREW M 6X20 WS=8	2
16	0770 250030	O-RING 25,00X3,00 NBR 70	O-RING 25,00X3,00 NBR 70	1
17	590.40.034.000	VERSCHLUSSDECKEL	CAP COVER 30X20XMM	1
18	0015 060123	SK.BUNDSCHRAUBE M 6X12 SW=8	HH COLLAR SCREW M 6X12 WS=8	1
19	0125 060003	UNTERLEGSCHIEBE DIN0125-A 6,4	WASHER DIN0125-A 6,4	1
20	0770 250030	O-RING 25,00X3,00 NBR 70	O-RING 25,00X3,00 NBR 70	1

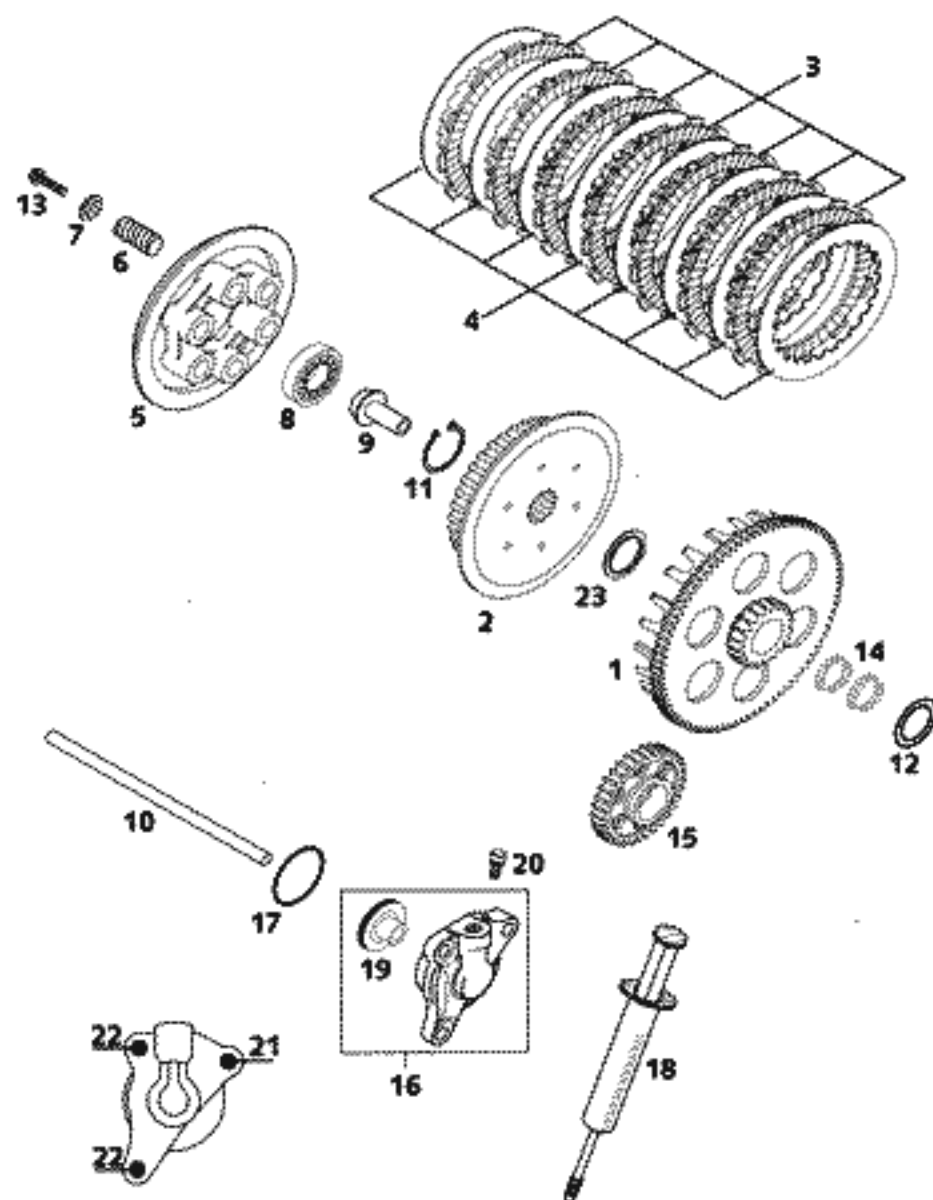


FIG	TEILNR/PARTNR	BEZEICHNUNG	DESCRIPTION	QTY
1*	590.32.000.276	KUPPLUNGSKORB 76-2/20-Z 2001 EINSATZ GEHÄRTET	OUTER CLUTCH H. 76-T/20-T 2001 HARDED	1
2*	590.32.002.000	MITNEHMER RACING	INNER CLUTCH HUB RACING	1
3	590.32.011.000	BELAGLAMELLE 1,8MM	LINING DISK 1,8MM	7
4	590.32.010.000	ZWISCHENLAMELLE 1MM	INTERMEDIATE DISC 1MM	8
5	590.32.003.000	DRUCKKAPPE	PRESSURE CAP	1
6	590.32.005.000	KUPPLUNGSFEDER 2,5X43MM	CLUTCH SPRING 2,5X43MM	6
7	590.32.006.000	FEDERTELLER 6,2X12X18X3,6	SPRING RETAINER 6,2X12X18X3,6	6
8	0625 160040	RILLENKUGELLAGER TM 16004 C3	GROOVED BALL BEARING 16004 C3	1
9	590.32.055.000	AUFLAGEBOLZEN	PRESSURE BOLT 7X12X40	1
10	590.32.054.000	DRUCKSTANGE 7X188MM	PUSH ROD 7X188MM	1
11	0471 250120	SICHERUNGSRING DIN0471-25X1,2	CIRCLIP DIN0471-25X1,2	1
12	590.32.017.000	STÜTZSCHEIBE 25X35X1	SUPPORTWASHER 25X35X1	1
13	0015 060253	SK.BUNDSCHRAUBE M 6X25 SW=8	HH COLLAR SCREW M 6X25 WS=8	6
14*	0405 252910	NADELKRANZ K 25X29X10	NEEDLE BEAR K25X29X10	2
15	590.32.000.033	PRIMÄRRAD 33-Z	PRIMARY GEAR 33-T	1
16	547.32.061.044	NEHMERZYLINDER KPL. 250-380'99	CYLINDER CPL. 250-380 '99	1
17	0770 300015	O-RING 30,00X1,50 NBR 70	O-RING 30,00X1,50 NBR 70	1
18	503.29.050.000	ENTLÜFT.SPITZE HYDR. KUPPLUNG	VENT INJEKTION HYDR. CLUTCH	1
19	546.32.066.000	KOLBEN MIT O-RING 250-380'2000	PISTON W. O-RING 250-380 '2000	1
20	547.32.064.000	ENTLÜFTUNGSSCHR. MIT KAPPE	BLEEDER SCREW WITH CAP	1
21	0015 060353	SK.BUNDSCHRAUBE M 6X35 SW=8	HH COLLAR SCREW M 6X35 WS=8	1
22	0015 060203	SK.BUNDSCHRAUBE M 6X20 SW=8	HH COLLAR SCREW M 6X20 WS=8	2
23*	590.32.014.000	STUFENSCHLEIBE	WASHER	1

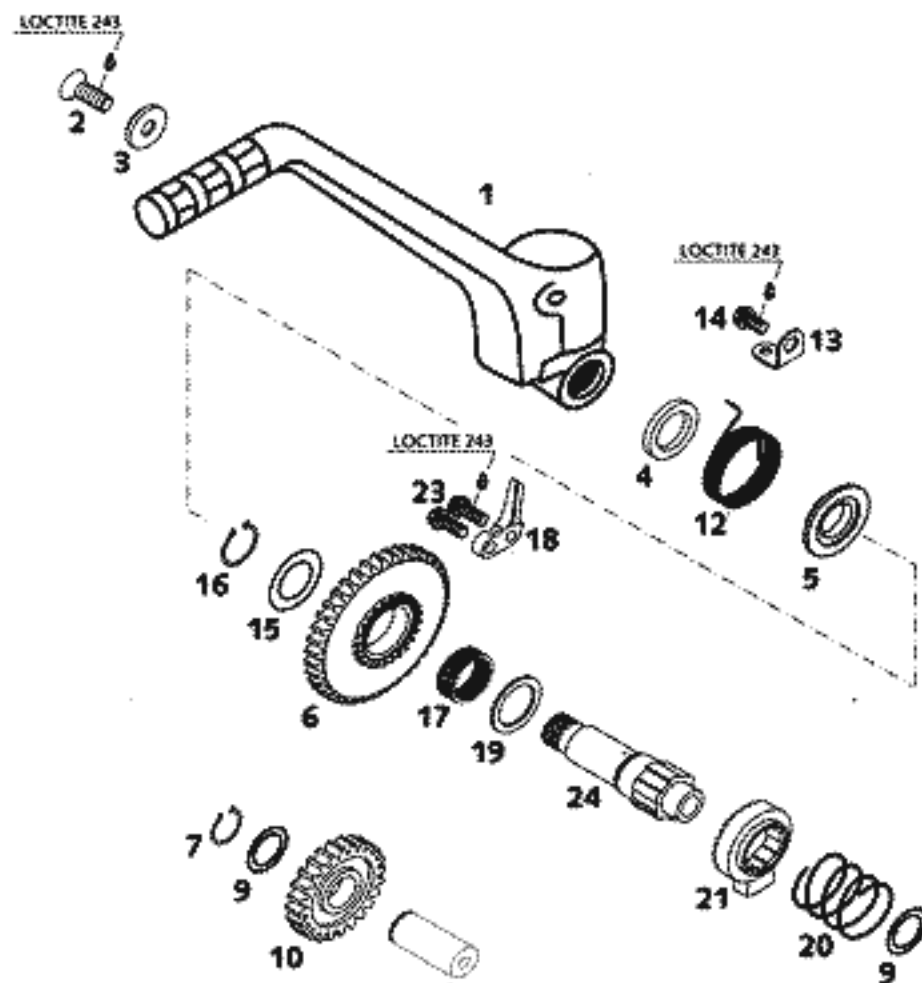


FIG	TEILNR/PARTNR	BEZEICHNUNG	DESCRIPTION	QTY
1	590.33.070.044	KICKSTARTER KPL.	KICKSTARTER CPL. RACING 2000	1
2	546.10.052.000	KETTENRADSCHRAUBE-ISK M 8X20	SPROCKET SCREW-AH M 8X20	1
3	546.33.037.000	FASSONSCHIEBE 8 MM VERZINKT	WASHER D=8MM	1
4	0760 193070	WELLENDICHTRING 19X30X7 B	SHAFT SEAL RING 19X30X7B	1
5	590.33.055.000	MITNEHMERNABE	DRIVING HUB RACING 2000	1
6	590.33.051.039	STARTERRAD 39-Z	KICKSTARTER GEAR 39-T	1
7	0471 170010	SICHERUNGSRING DIN0471-17X1	CIRCLIP DIN0471-17X1	1
9	0988 172405	PASSSCHEIBE DIN0988-17X24X0,5	SHIM WASHER DIN0988-17X24X0,5	2
10	590.33.053.000	STARTERZWISCHENRAD 24-Z	INTERMEDIATE GEAR 24-T	1
12	590.33.054.000	KICKSTARTFEDER	KICKSTARTER SPRING 2,5MM	1
13	590.33.074.000	FEDERLASCHE	SPRING HANGER	1
14	0015 060123	SK.BUNDSCHRAUBE M 6X12 SW=8	HH COLLAR SCREW M 6X12 WS=8	1
15	590.33.080.000	SCHEIBE 20X32X1	SHIM 20X32X1	1
16	0471 190120	SICHERUNGSRING DIN0471-19X1,2	CIRCLIP DIN0471-19X1,2	1
17	0405 222610	NADELKRANZ K 22X26X10 A	NEEDLE BEARING K 22X26X10 A	1
18	590.33.069.000	ANSCHLAGSTÜCK	BUMP PART	1
19	580.33.031.000	ANLAUFSCHIEBE 22,2 X 30 X 1,5	STOP DISK 22 X 30 X 1,5	1
20	580.33.028.000	SPERRADFEDER 1,2 MM	RATCHET GEAR SPRING 1,2 MM	1
21	590.33.052.000	SPERRAD	RATCHET GEAR KICKSTARTER	1
23	0015 060203	SK.BUNDSCHRAUBE M 6X20 SW=8	HH COLLAR SCREW M 6X20 WS=8	2
24	590.33.050.000	KICKSTARTERWELLE RACING 2000	KICKSTARTER SHAFT RACING 2000	1

FIG	TEILNR/PARTNR	BEZEICHNUNG	DESCRIPTION	QTY
1*	590.33.001.100	ANTRIEBSWELLE-ZB 16-Z SX	MAIN SHAFT-ZB 16-T SX	1
2*	590.33.032.100	DISTANZBÜCHSE 25X30X24,4	SPACER BUSHING 25X30X24,4	2
3	0625 062034	RILLENKUGELLAGER 6203 C3 NTN	BALL BEARING 6203 C3 NTN	1
4*	590.33.003.046	SCHIEBERRAD 3/4G. 20/22-Z „46“	SLIDING GEAR 3/4.G 20/22-T*46*	1
6*	590.33.002.037	FESTRAD 2.G 18-Z „37“	SOLID GEAR 2.G 18-T „37“	1
7*	560.33.030.000	ANLAUFSCHIBE 17,2X30X1	STOP DISK 17,2X30X1	1
8	0625 062054	RILLENKUGELLAGER 6205 C3 NTN	BALL BEARING 6205 C3 NTN	1

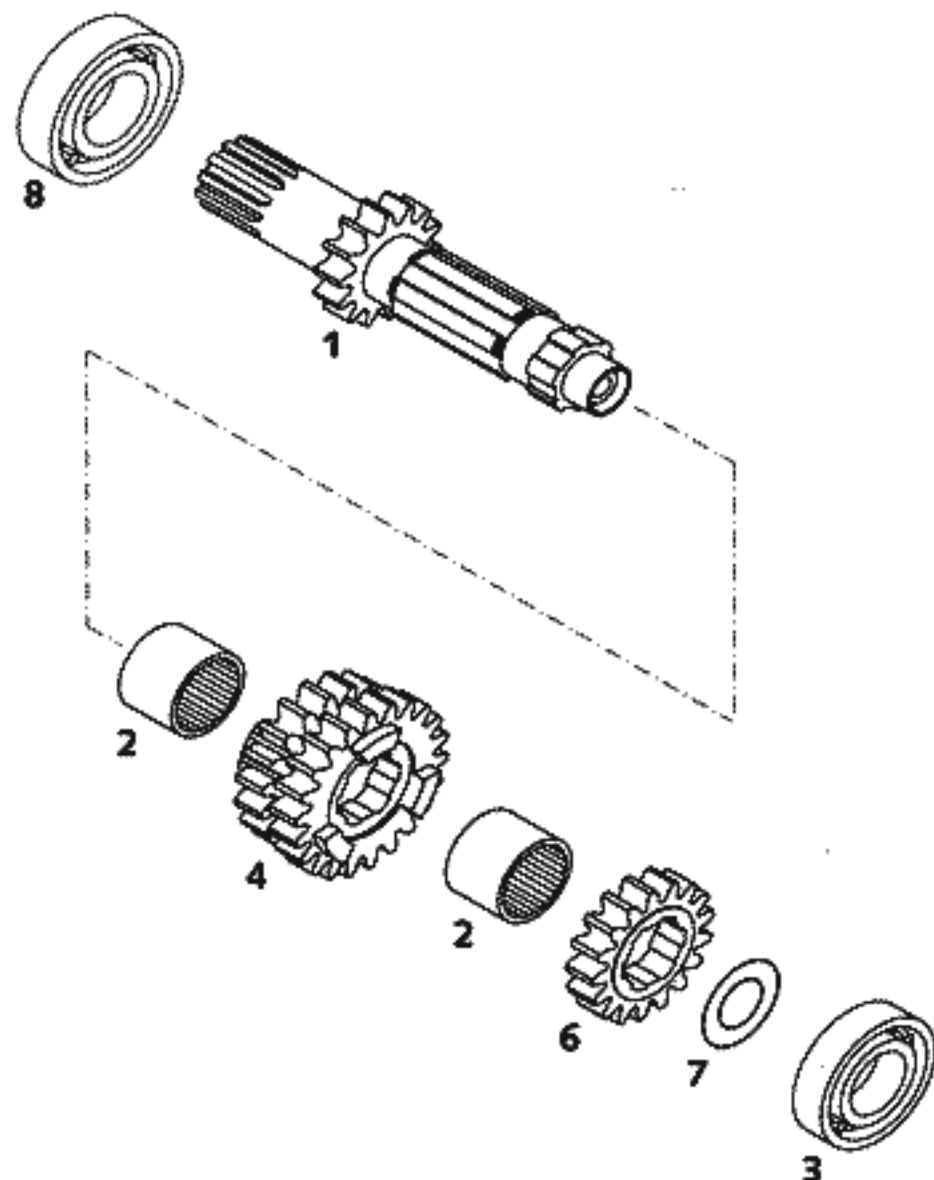
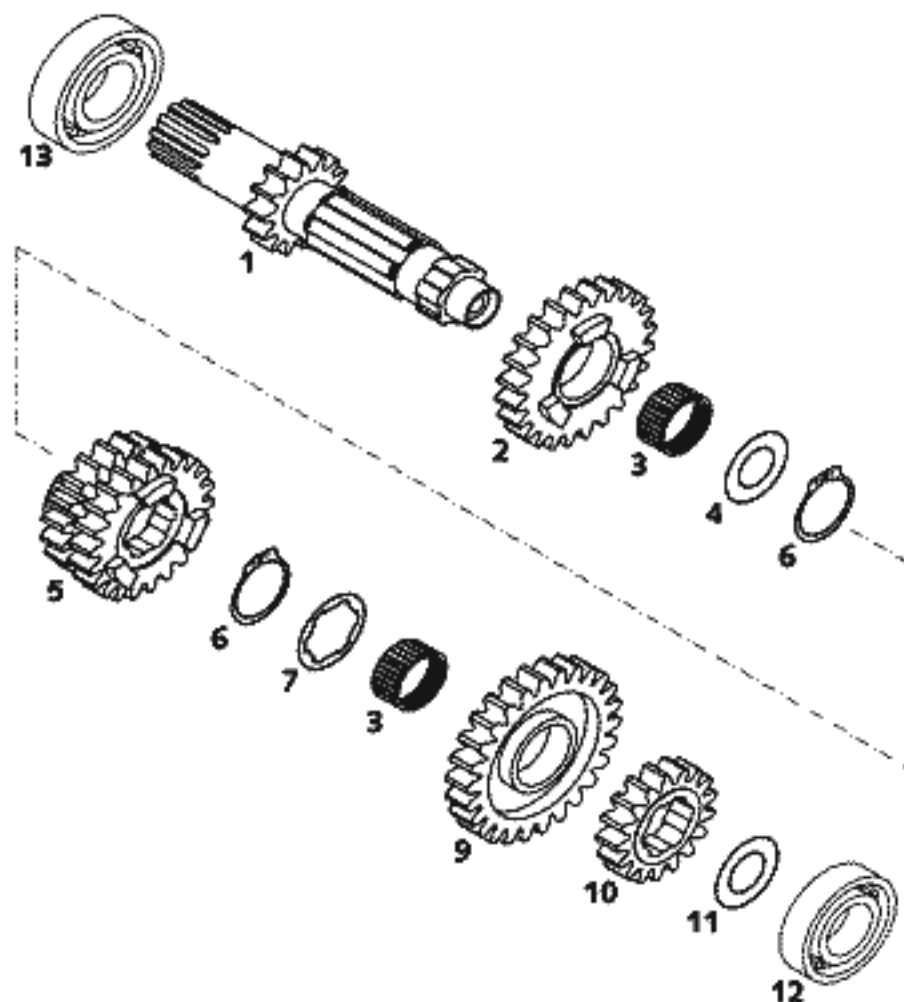


FIG	TEILNR/PARTNR	BEZEICHNUNG	DESCRIPTION	QTY
1*	590.33.001.200	ANTRIEBSWELLE-ZB 14-Z	MAIN SHAFT-ZB 14-T	1
2	590.33.005.034	LOSRAD 5.G 24-Z „34“	IDLER GEAR 5.G 24-T „34“	1
3	565.33.099.000	NADELKRANZ K22X26X13 GETEILT	NEEDLE BEAR. K22X26X13 DIVIDED	2
4	590.33.031.000	ANLAUFSCHIEBE 25,2X32X1,5	STOP DISK 25,2X32X1,5	1
5	590.33.003.032	SCHIEBERAD 3/4.G 19/22-Z „32“	SLIDING GEAR 3/4.G 19/22-T „32“	1
6	0471 250120	SICHERUNGSRING DIN0471-25X1,2	CIRCLIP DIN0471-25X1,2	2
7	590.33.030.000	ANLAUFSCHIEBE 25,2X32X1,5	STOP DISK 25,2X32X1,5	1
9	590.33.006.035	LOSRAD 6.G 26-Z „35“	IDLER GEAR 6.G 26-T „35“	1
10	590.33.002.021	FESTRAD 2.G 17-Z „21“	SOLID GEAR 2.G 17-T „21“	1
11*	560.33.030.000	ANLAUFSCHIEBE 17,2X30X1	STOP DISK 17,2X30X1	1
12	0625 062034	RILLENKUGELLAGER 6203 C3 NTN	BALL BEARING 6203 C3 NTN	1
13	0625 062054	RILLENKUGELLAGER 6205 C3 NTN	BALL BEARING 6205 C3 NTN	1



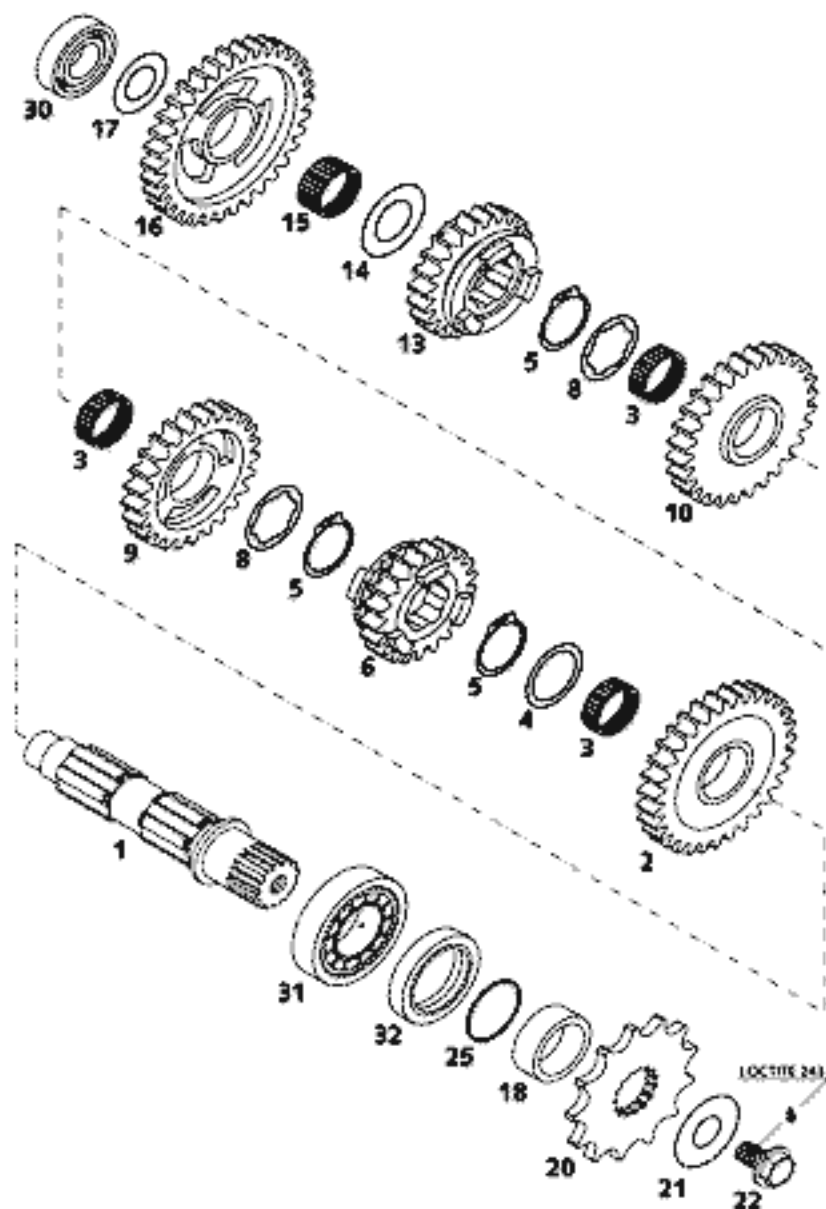


FIG	TEILNR/PARTNR	BEZEICHNUNG	DESCRIPTION	QTY
1	590.33.010.000	ABTRIEBSWELLE RACING 2000	MAIN SHAFT RACING 2000	1
2	590.33.012.025	LOS RAD 2.G 31-Z „25“ 400/520 EXC	IDLER GEAR 2.G 31-T „25“ 400/520 EXC	1
2	590.33.012.036	LOS RAD 2.G 30-Z „36“ 400/520 MXC, 400 SX, 520 SX	IDLER GEAR 2.G 30-T „36“ 400/520 MXC, 400 SX, 520 SX	1
3	0405 222610	NADELKRANZ K 22X26X10 GETEILT	NEEDLE BEAR.K 22X26X10 DIVIDED	3
4	590.33.031.000	ANLAUFSCHIEBE 25,2X32X1,5	STOP DISK 25,2X32X1,5	1
5	0471 250120	SICHERUNGSRING DIN0471-25X1,2	CIRCLIP DIN0471-25X1,2	3
6	590.33.016.026	SCHIEBERAD 6.G 21-Z „26“ 400/520 EXC, 520 SX	SLIDING GEAR 6.G 21-T „26“ 400/520 EXC, 520 SX	1
6*	590.33.016.044	SCHIEBERAD 6.G 18-Z „44“ 400/520 MXC, 400 SX	SLIDING GEAR 6.G 18-T „44“ 400/520 MXC, 400 SX	1
8	590.33.030.000	ANLAUFSCHIEBE 25,2X32X1,5	STOP DISK 25,2X32X1,5	2
9	590.33.014.033	LOS RAD 4.G 26-Z „33“	IDLER GEAR 4.G 26-T „33“	1
10	590.33.013.028	LOS RAD 3.G 28-Z „28“ 400/520 EXC	IDLER GEAR 3.G 28-T „28“ 400/520 EXC	1
10*	590.33.013.047	LOS RAD 3.G 28-Z „47“ 400/520 MXC, 400 SX, 520 SX	IDLER GEAR 3.G 28-T „47“ 400/520 MXC, 400 SX, 520 SX	1
13	590.33.015.029	SCHIEBERAD 5.G 23-Z „29“ 400/520 EXC, 520 SX	SLIDING GEAR 5.G 23-T „29“ 400/520 EXC, 520 SX	1
13*	590.33.015.040	SCHIEBERAD 5.G 24-Z „40“ 420/520 MXC, 400 SX	SLIDING GEAR 5.G 24-T „40“ 420/520 MXC, 400 SX	1
14	590.33.080.000	SCHEIBE 20X32X1	SHIM 20X32X1	1
15	0405 202612	NADELKRANZ K 20X26X12	NEEDLE BEARING K 20X26X12	1
16	590.33.011.030	LOS RAD 1.G 34-Z „30“ 400/520 EXC	IDLER GEAR 1.G 34-T „30“ 400/520 EXC	1
16*	590.33.011.043	LOS RAD 1.G 32-Z „43“ 400/520 MXC, 400 SX, 520 SX	IDLER GEAR 1.G 32-T „43“ 400/520 MXC, 400 SX, 520 SX	1
17*	560.33.030.000	ANLAUFSCHIEBE 17,2X30X1	STOP DISK 17,2X30X1	1
18	546.33.014.100	DISTANZBUCHSE 12MM	SPACER BUSHING 12 MM	1
20	500.33.029.013	KETTENRAD 13-Z	SPROCKET 13-T	1
20	500.33.029.014	KETTENRAD 14-Z	SPROCKET 14-T	1
20	500.33.029.015	KETTENRAD 15-Z	SPROCKET 15-T	1
21	590.33.034.000	TELLERFEDER 17,2X40X1,5	SPRING WASHER 17,2X40X1,5	1
22	590.33.029.000	SK.BUNDSCHRAUBE M10X18 SW=17	HH COLLAR SCREW M10X18 WS=17	1
25*	0770 020220	O-RING 25,12X1,78 NBR70	O-RING 25,12X1,78 NBR70	1
30	0625 062034	RILLENKUGELLAGER 6203 C3 NTN	BALL BEARING 6203 C3 NTN	1
31	490.30.023.000	ZYLINDERROLLENLAG. N1205 C3	CYL.ROLL BEARING N1205 C3	1
32	0760 324565	WELLENDICHTRING 32X45X6,5 B7SL	SHAFT SEAL RING 32X45X6,5 B7SL	1

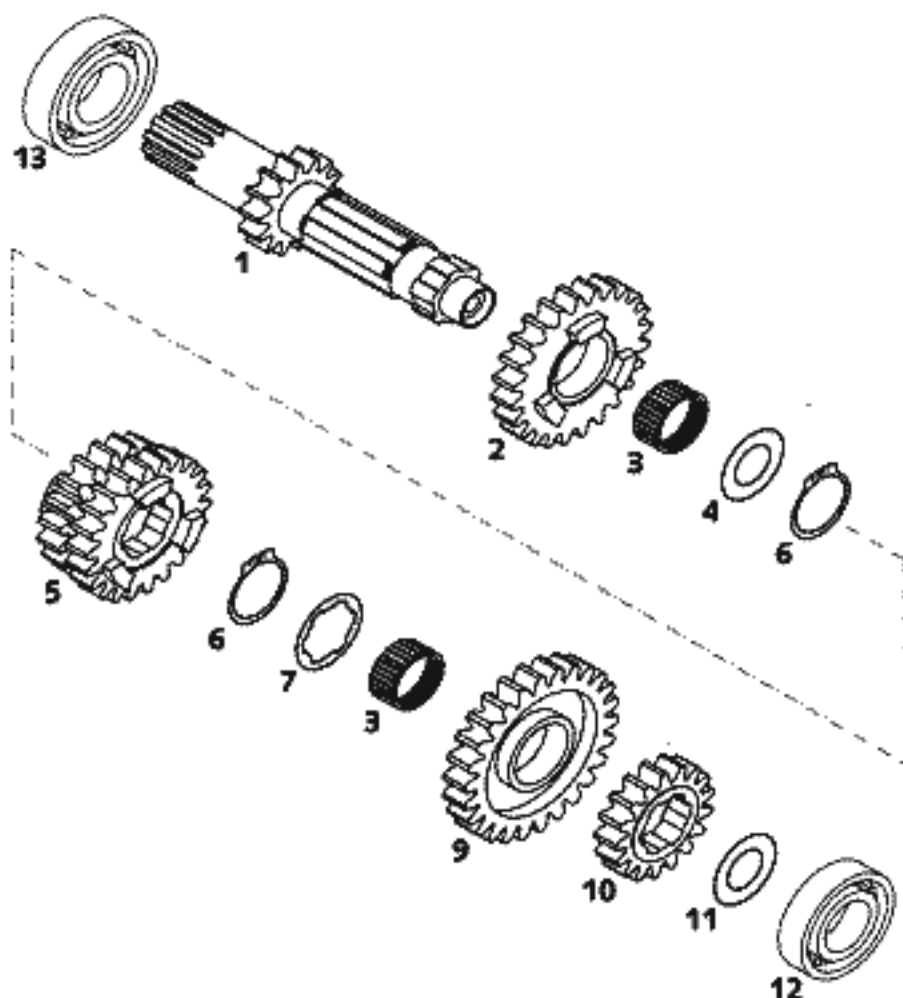
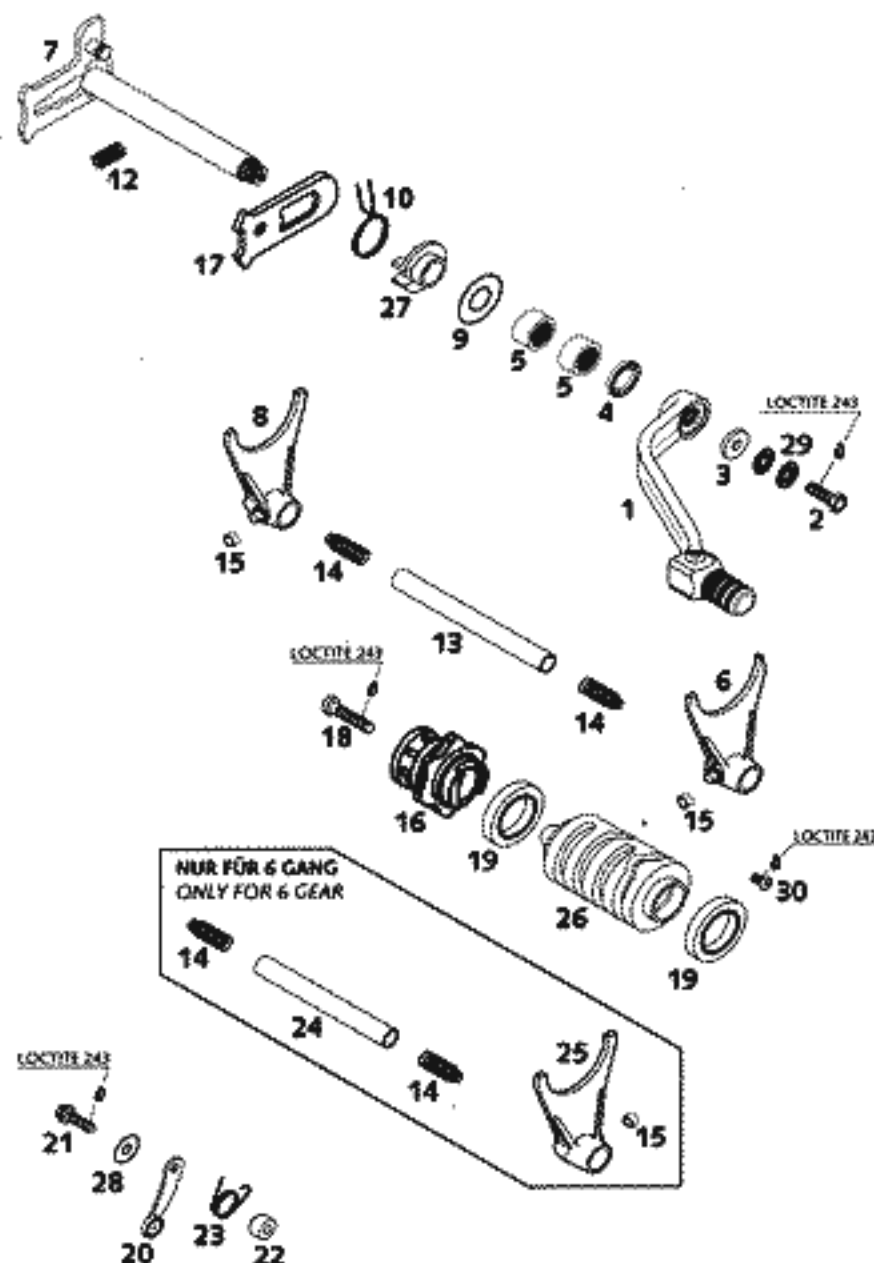


FIG	TEILNR/PARTNR	BEZEICHNUNG	DESCRIPTION	QTY
1*	590.33.001.100	ANTRIEBSWELLE-ZB 16-Z SX	MAIN SHAFT-ZB 16-T SX	1
2*	590.33.005.039	LOSRAD 5.G 24-Z „39“	IDLER GEAR 5.G 24-T „39“	1
3	565.33.099.000	NADELKRANZ K22X26X13 GETEILT	NEEDLE BEAR. K22X26X13 DIVIDED	2
4	590.33.031.000	ANLAUFSCHLEIBE 25,2X32X1,5	STOP DISK 25,2X32X1,5	1
5*	590.33.003.046	SCHIEBERAD 3/4G. 20/22-Z „46“	SLIDING GEAR 3/4.G 20/22-T „46“	1
6	0471 250120	SICHERUNGSRING DIN0471-25X1,2	CIRCLIP DIN0471-25X1,2	2
7*	590.33.030.000	ANLAUFSCHLEIBE 25,2X32X1,5	STOP DISK 25,2X32X1,5	1
9*	590.33.006.045	LOSRAD 6.G 21-Z „45“	IDLER GEAR 6.G 21-T „45“	1
10*	590.33.002.037	FESTRAD 2.G 18-Z „37“	SOLID GEAR 2.G 18-T „37“	1
11*	560.33.030.000	ANLAUFSCHLEIBE 17,2X30X1	STOP DISK 17,2X30X1	1
12	0625 062034	RILLENKUGELLAGER 6203 C3 NTN	BALL BEARING 6203 C3 NTN	1
13	0625 062054	RILLENKUGELLAGER 6205 C3 NTN	BALL BEARING 6205 C3 NTN	1

FIG	TEILNR/PARTNR	BEZEICHNUNG	DESCRIPTION	QTY
1	590.34.031.000	SCHALTHEBEL KPL. RACING 2000	SHIFTING LEVER CPL. RACING 2000	1
2	0933 060203	SK.SCHRAUBE DIN0933-M 6X20	HH SCREW DIN0933-M 6X20	1
3	502.32.050.001	STAHLSCHEIBE 6X17X3	STEEL WASHER 6X17X3	1
4	0760 142460	WELLENDICHTRING 14X24X6 B	SHAFT SEAL RING 14X24X6 B	1
5	546.32.095.000	NADELHÜLSE HK 1412 14,6X20X12	NEEDLE BEAR. HK 1412 14,6X20X12	2
6	590.34.002.000	SCHALTGABEL 2./4.GANG 2000	SHIFT FORK 2./4.GEAR 2000	1
7	590.34.005.000	SCHALTWELLE KPL. RACING 2000	SHIFT SHAFT CPL. RACING 2000	1
8	590.34.003.000	SCHALTGABEL 1./3.GANG 2000	SHIFT FORK 1./3.GEAR 2000	1
9	546.34.050.000	ANLAUFSCHLEIBE 14X30X1	STOP DISK 14X30X1	1
10	546.34.014.100	RÜCKHOLFEDER 2,2MM '95	RETURN SPRING 2,2MM '95	1
12	565.34.013.100	SPANNFEDER 0,8MM	SPANNER SPRING 0,8MM	1
13	590.34.020.000	SCHALTSCHIENE ABT. 11,8X105MM	SHIFT RAIL 11,8X105MM	1
14	580.38.023.200	DRUCKFEDER 0,9MM	PRESSURE SPRING 0,9MM	4
15	503.34.018.100	SCHALTROLLE 6X8X5,2 '98	SHIFTING ROLLER 6X8X5,2 '98	3
16	590.34.015.044	SCHALTARRETIERUNG ALU KPL. 2000	SHIFT LOCATING DRUM CPL. 2000	1
17	546.34.008.000	GLEITBLECH	SLIDING PLATE	1
18	0984 060300	ZYL.SCHRAUBE DIN7984-M 6X30	AH SCREW DIN7984-M 6X30	1
19	0625 618050	RILLENKUGELLAGER 61805 C3	BALL BEARING 61805 C3	2
20	546.34.024.144	ARRETIERHEBEL KPL. '96	LOCKING LEVER CPL. '96	1
21	0015 050203	SK.BUNDSCHRAUBE M 5X20 SW=8	HH COLLAR SCREW M 5X20 WS=8	1
22	546.34.052.300	HÜLSE FÜR ARRETIERHEBEL	SLEEVE FOR LOCKING LEVER	1
23	590.34.023.000	ARRETIERHEBELFEDER 2,3MM	SPRING 2,3MM	1
24	590.34.019.000	SCHALTSCHIENE ANT. 11,8X89MM	SHIFT RAIL 11,8X89MM	1
25	590.34.001.000	SCHALTGABEL 5./6.GANG 2000	SHIFT FORK 5./6.GEAR 2000	1
26	590.34.012.000	SCHALTWALZE 6-GANG	SHIFTROLLER 6-GEAR	1
26	590.34.012.044	SCHALTWALZE 4-GANG	SHIFTROLLER 4-GEAR	1
27	546.34.020.000	FEDERFÜHRUNG	SPRING GUIDE	1
28	710.08.012.000	SCHEIBE 5,3X17X1,5MM	WASHER 5,3X17X1,5MM	1
29	502.33.041.000	NORDLOCK SCHEIBEN M6 (PAAR)	PAIR OF WASHERS M6 NORDLOCK	2
30	0985 050083	LINSEN-SCHRAUBE DIN7985-M 5X 8	FLAT HEAD SCREW DIN7985-M 5X 8	1



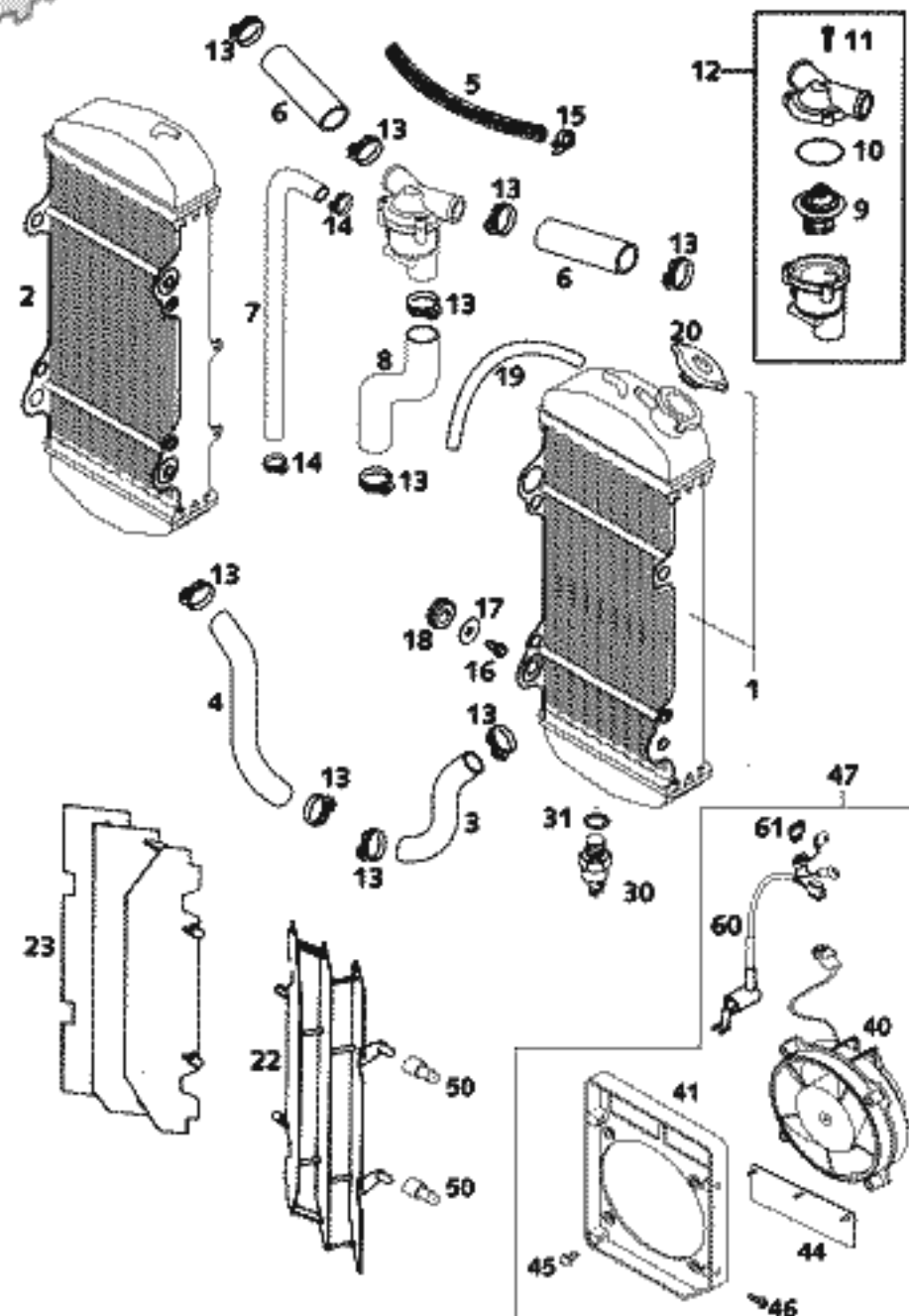


FIG	TEILNR/PARTNR	BEZEICHNUNG	DESCRIPTION	QTY
1*	590.35.007.200	KÜHLER LINKS 45351U 2001	RADIATOR L/S 45351U 2001	1
2*	590.35.008.200	KÜHLER RECHTS 45352U 2001	RADIATOR R/S 45352U 2001	1
3	590.35.024.000	KÜHLERSCHLAUCH LI. KÜHLER-ZYL.	RADIATORHOSE L/S RADIATOR-CYL.	1
4	590.35.124.000	KÜHLERSCHLAUCH RE. KÜHLER-ZYL.	RADIATORHOSE R/S RADIATOR-CYL.	1
5	544.35.024.001	ND-SCHLAUCH ID 7,5 PER METER	HOSE ID 7,5 PER METER	0,19
6	590.35.126.000	KÜHLERSCHLAUCH KÜHLER-THERMO.	RADIATOR HOSE RADIATOR-THERMO.	2
7	590.35.025.001	KÜHLERGEWEBESCHLAUCH SEKUNDÄR, KÜHLER-THERMOSTAT	RADIATOR HOSE SECONDARY RADIATOR-THERMOSTAT	1
8	590.35.025.000	KÜHLERSCHLAUCH THERMOSTAT-KOPF	RADIATOR HOSE THERMO. -HEAD	1
9	583.35.017.000	THERMOSTAT 70 GRAD '94	THERMOSTAT 70 DEGREES '94	1
10	0770 320020	O-RING 32,00X2,00	O-RING 32,00X2,00	1
11	0016 040183	KUNSTSTOFFSCHR. KB40X18 WN1412	PLASTIC SCREW KB40X18 WN1412	3
12	590.35.013.044	THERMOSTAT KPL. RACING 2000	THERMOSTAT CPL. RACING 2000	1
13	100.01.020.000	SCHLAUCHKLEMME GEMI 16/27	HOSE CLAMP GEMI 16/27	10
14	583.35.099.000	SCHLAUCHBINDER GEMI 10-16	HOSE CLAMP GEMI 10-16	2
15	502.31.005.000	YDNAC - KLAMMER 10119	HOSE CLAMP YDNAC 10119	2
16	0015 060123	SK.8UNDSCHRAUBE M 6X12 SW=8	HH COLLAR SCREW M 6X12 WS=8	4
17	0021 060003	SCHEIBE DIN9021-A 6,4	WASHER DIN9021-A 6,4	4
18	410.01.052.000	KABELTÜLE D=12MM	RUBBER SLEEVE D=12MM	4
19	550.07.016.001	SCHLAUCH 7X10 PER METER	PVC-HOSE 7X10 PER METER	0,4
20	580.35.016.000	KÜHLERVERSCHLUSS KLEIN 1,4 BAR	RADIATOR CAP SMALL 1,4 BAR	1
22	546.35.034.200	KÜHLERSCHUTZ LINKS FARBLÖS '95	RADIATOR PROTECT. L/S WHITE '95	1
23	546.35.134.200	KÜHLERSCHUTZ RECHTS FARBLÖS '95	RADIATOR PROTECT. R/S WHITE '95	1
30*	580.35.045.000	THERMOSCHALTER 80-85 GRAD '94	THERMOSWITCH 80-85 DG '94	1
31*	0603 142015	ALU-DICHTTRG. DIN7603-14X20X1,5	ALU SEALRING DIN7603-14X20X1,5	1
40*	584.35.041.000	LÜFTER KPL. 12V LC4 2000	FAN CPL. 12V LC4 2000	X
41*	590.35.044.000	LÜFTERHAUBE 2001	FAN CAP 2001	X
44*	584.35.044.050	LÜFTERKLAPPE GUMMI LC4 2000	FAN FLAP RUBBER LC4 2000	X
45*	0081 500181	EJOT PT SCHRAUBE KA50X18WN1411	EJOT PT SCREW KA 50X18 WN1411	X
46*	0017 060203	SONDERSCHRAUBE T60 6X20	SPECIAL SCREW T60 6X20	X
47*	590.35.041.044	LÜFTER KPL. RACING 2001	FAN CPL. RACING 2001	X
50*	546.35.034.050	ADAPTER FÜR KÜHLERSCHUTZ	ADAPTER FOR RADIATOR PROTECTOR	4
60*	590.11.079.000	LÜFTERKABELSTRANG 2001	FAN WIRING HARNESS	X
61*	580.11.109.005	STECKSICHERUNG 5 A	FUSE 5 A	X

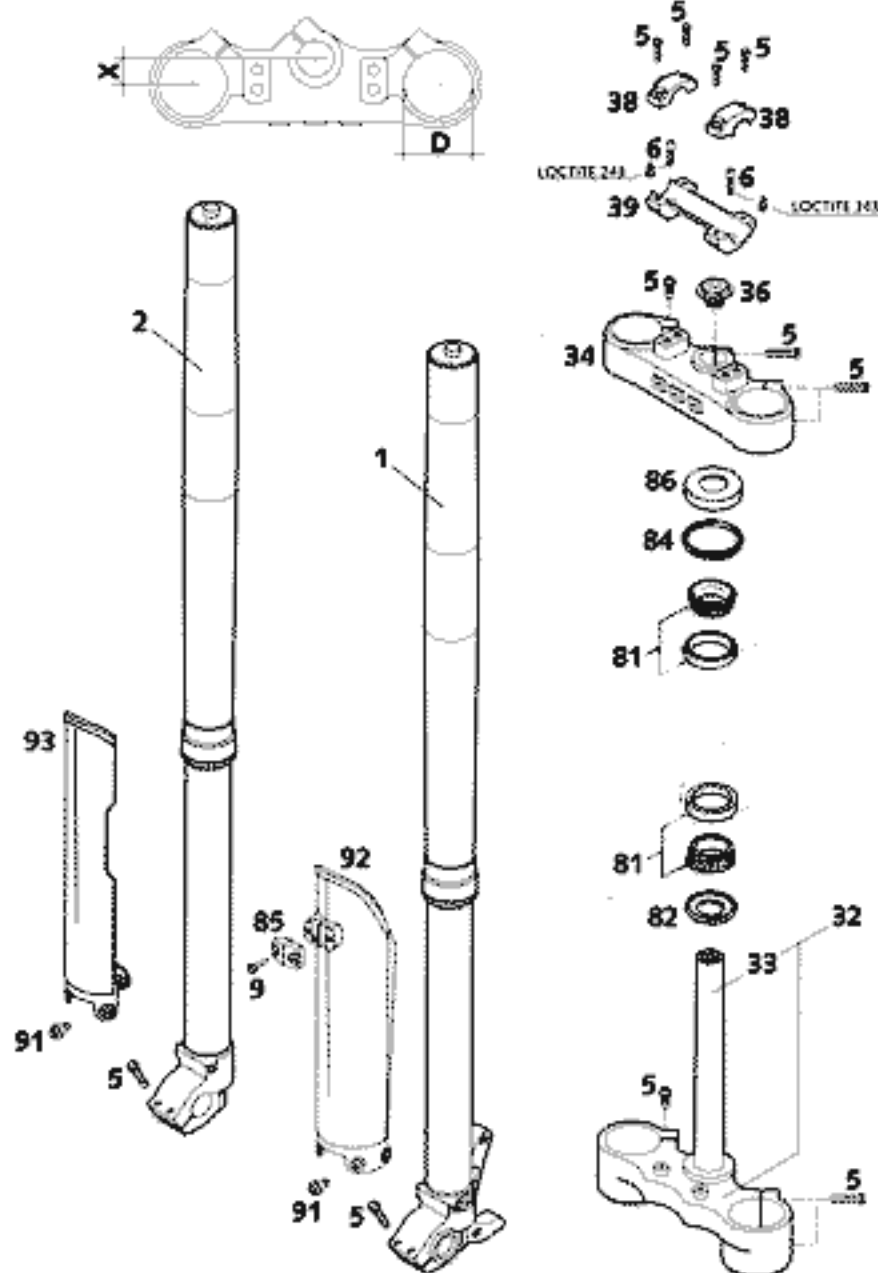


FIG	TEILNR/PARTNR	BEZEICHNUNG	DESCRIPTION	QTY
1*	0518.V7054.S	GABELBEIN LI.WP43 SX RAC. 2001 400/520 SX RACING	FORK LEG L/S WP43 SX RAC. 2001 400/520 SX RACING	1
1*	0518.V7064.S	GABELBEIN LI.WP43 EXC RAC.2001 400/520 MXC, EXC RACING	FORK LEG L/S WP43 EXC RAC.2001 400/520 MXC, EXC RACING	1
2*	0518.V705R.S	GABELBEIN RE.WP43 SX RAC. 2001 400/520 SX RACING	FORK LEG R/S WP43 SX RAC. 2001 400/520 SX RACING	1
2*	0518.V706R.S	GABELBEIN RE.WP43 EXC RAC.2001 400/520 MXC, EXC RACING	FORK LEG R/S WP43 EXC RAC.2001 400/520 MXC, EXC RACING	1
5	0015.080303	SK.BUNDSCHRAUBE M 8X30 SW=10	HH COLLAR SCREW M 8X30 WS=10	17
6	0912.100250	ISK.SCHR.DIN0912-M10X25 SICH.	AH SCREW DIN0912-M10X25 W.LOCK	2
9	0017.060203	SONDERSCHRAUBE T60 6X20	SPECIAL SCREW T60 6X20	2
32	590.01.132.020	GABELBR.UNT.KPL.X=20MM/D=57MM	BOT.TRIPLE CLAMP X=20MM/D=57MM	1
33	501.01.033.100	GABELSCHAFTTROHR L=244 '91	FORK TUBE L=244 '91	1
34	590.01.034.020	GABELBRÜCKE OBEN X=20MM/D=54MM	TOP TRIPLE CLAMP X=20MM/D=54MM	1
36	503.01.036.000	STEUERKOPFSCHR. M20X1,5 SW=27	STEER.HEAD SCREW M20X1,5 SW=27	1
38*	590.01.038.200	LENKERKLEMMBRÜCKE D=28MM 2000	HANDLEBAR CLAMP D=28MM 2000	2
39	590.01.039.100	LENKERAUFNAHME 28MM SC'99	HANDLEBAR SUPPORT 28MM SC'99	1
81	542.01.081.000	KEGELROLLENLAGER STEUERKOPF	TAPERED ROLLER BEARING	2
82	546.01.084.100	O-RINGTRÄGER M. DICHTLIPPE '91	O-RING SUPPORT W. SEALING LIP	1
84	546.01.184.000	STEUERKOPFABDICHTUNG OBEN	STEERING HEAD GASKET TOP	1
85*	590.01.085.100	KLEMM F.TACHOKABEL D=6MM 2001	CLAMP F.SPEED. CABLE D=6MM 2001	1
86	542.01.086.000	SCHUTZRING	STEERING HEAD COVER	1
91	590.01.092.050	SONDERSCHRAUBE M6X12,5 SW=8	SPECIAL SCREW M6X12,5 SW=8	6
92*	590.01.092.100	GABELSCHUTZ LINKS SCHWARZ 2001	FORK PROTECTION L/S BLACK 2001	1
93*	590.01.093.100	GABELSCHUTZ RECHTS SCHWA. 2001	FORK PROTECTION R/S BLACK 2001	1

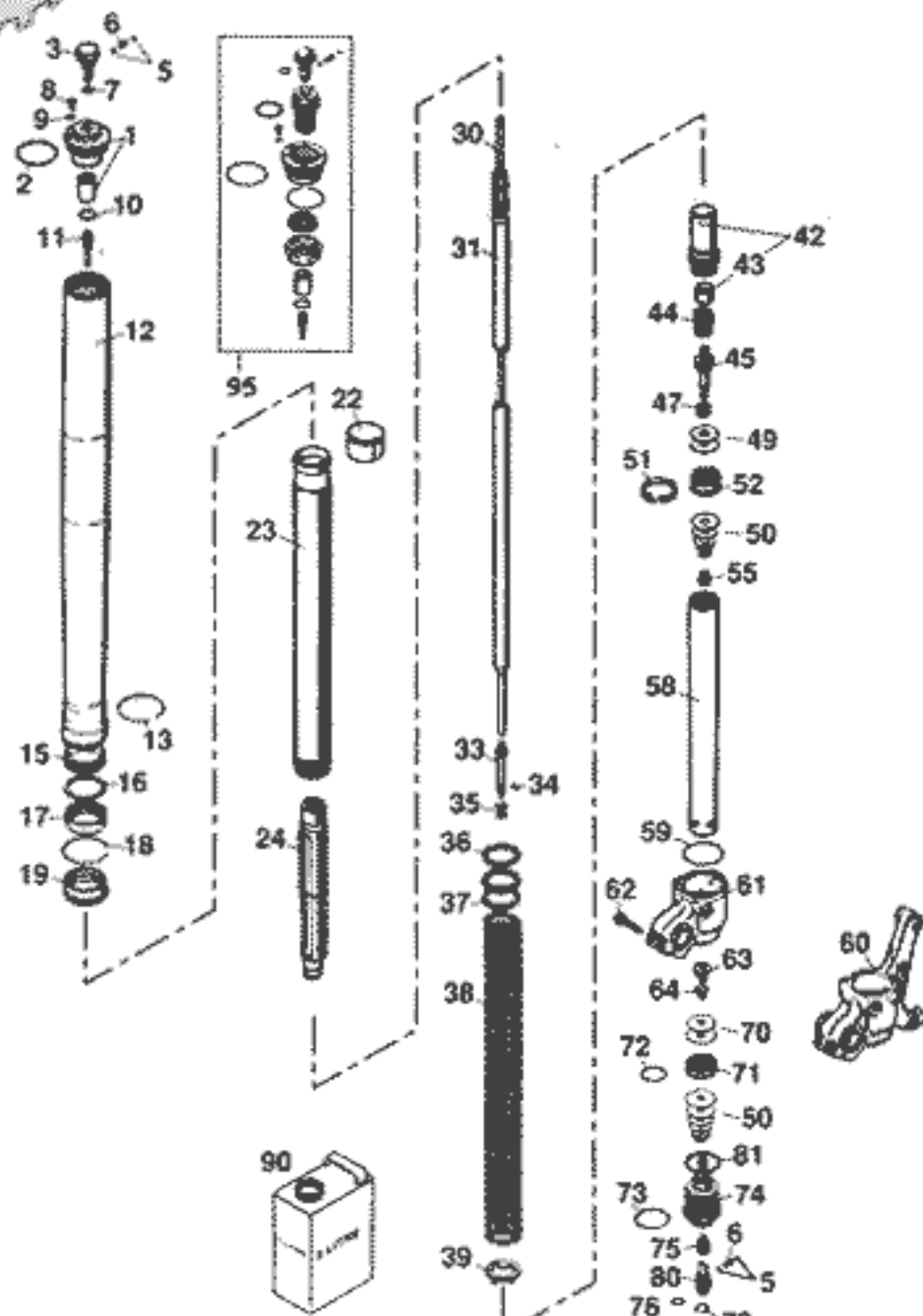


FIG	TEILNR/PARTNR	BEZEICHNUNG	DESCRIPTION	QTY
1	4860.00205	+ VERSCHL.KAPPE+BÜCHSE M5X1,5	SCREW CAP+BUSH M5X1,5	2
2	4681.0016	+ O-RING NBR 48X2	O-RING NBR 48X2	2
3	4860.0018	+ EINSTELLKNOPF ZUGSTUFE	KNOB REBOUNG ADJUSTER	2
5	4054.0603	+ STAHLKUGEL D=3MM	STEEL BALL D=3MM	8
6	4860.0028	+ FEDER D=2,9 L=7,9	SPRING D=2,9 L=7,9	4
7	4860.0044	+ O-RING NBR 6X1,5	O-RING NBR 6X1,5	2
8	4860.0058	+ ENTLÜFTUNGSSCHRAUBE MAX6	VENT SCREW MAX6	2
9	4860.0009	+ O-RING NBR 3,7X1,6	O-RING NBR 3,7X1,6	2
10	4860.0043	+ O-RING NBR 12X1,5	O-RING NBR 12X1,5	2
11	4860.0019	+ HALTER F. EINSTELLROHR D=4MM	HOLDER F. ADJUSTMENT TUBE D=4MM	2
12	4357.0125	+ AUSSENROHR L=577MM D=54/57MM	OUTER TUBE L=577MM D=54/57MM	2
13	4357.0099	+ FÜHRUNGSRING D=53MM	GUIDING RING D=53MM	2
15	4357.0019	FÜHRUNGSBÜCHSE 47 X 43 X 20	DU-BUSH 47 X 43 X 20	2
16	4357.0092	TRÄGERRING 45 X 52,5 X 1,5	SUPPORT RING 45 X 52,5 X 1,5	2
17	4357.0140	+ ÖLDICHTRING 43X53,15X9,5	OIL SEAL RING 43X53,15X9,5	2
18	4357.0008	SICHERUNGSRING S853	LOCK WASHER S853	2
19	4357.0094	STAUBKAPPE D=43MM	DUST STRIPPER D=43MM	2
22	4357.0020	FÜHRUNGSBÜCHSE 43,8X43X20	DU-BUSH 43,8 X 43 X 20	2
23	4357.0145	GABELHOLM D=43MM L=585MM	INNER TUBE D=43MM L=585MM	2
24	4357.01425	HYDR.STOP L=200MM D=27,5 KPL	HYDR.STOP L=200MM D=27,5 CPL	2
30	4860.0014	+ EINSTELLROHR L=512MM	ADJUSTMENT TUBE L=512MM	2
31	4860.0023	+ KOLBENS.D=14MM L=546MM M11X1	PISTONROD D=14MM L=546MM M11X1	2
33	4860.0003	+ NADEL ZUGSTUFE	REBOUND NEEDLE	2
34	4860.0046	+ O-RING NBR 3X1,5	O-RING NBR 3X1,5	2
35	4860.0033	+ FEDER ZUGSTUFENNADEL C=4N/MM	SPRING REBOUND NEEDLE C=4N/MM	2
36	4860.0036	+ VORSPANNBÜCHSE 42X26,5X2,5	SPACER 42X26,5X2,5	X
36	4860.0037	+ VORSPANNBÜCHSE 42X26,5X5	SPACER 42X26,5X5	X
36	4860.0038	+ VORSPANNBÜCHSE 42X26,5X10	SPACER 42X26,5X10	X
37	4860.0039	+ RING 26,5X42X1,5	RING 26,5X42X1,5	2
38	9501.00105	+ FEDER 3,6 N/MM SET D=4,6MM	SPRING 3,6 N/MM SET D=4,6MM	X
38	9501.00015	+ FEDER 3,8 N/MM SET D=4,75MM	SPRING 3,8 N/MM SET D=4,75	X
38	9501.00025	+ FEDER 4,0 N/MM SET D=4,75MM	SPRING 4,0 N/MM SET D=4,75MM	X
38	9501.00035	+ FEDER 4,2 N/MM SET D=4,9MM	SPRING 4,2 N/MM SET D=4,9MM	1
38	9501.00045	FEDER 4,4 N/MM SET D=4,9MM	SPRING 4,4 N/MM SET D=4,9MM	X
39	4357.0131	+ FEDERAUFLAGE 26,2X38,5X3	INTERM. RING 26,2X38,5X3	2
42	4357.01325	+ SCHRAUBBÜCHSE M29,3X1+BÜCHSE	SCREW SLEEVE M29,3X1+BUSH	2
43	4681.0651	+ FÜHRUNGSBÜCHSE 14X16X12	DU-BUSH 14X16X12	2
44	4860.0015	+ FEDER ZUGST. D=14,6MM L=22MM	REBOUND SPRING D=14,6MM L=22MM	2
45	4860.0025	+ AUFNAHME FÜR ZUGSTUFE	TAP REBOUND	2
47	4860.0059	+ FEDER VENTIL D=0,25	SPRING CHECK VALVE D=0,25	2
49	4860.0062	+ KONTROLLVENTIL 8X24X0,1	CHECK VALVE 8X24X0,1	8
49*	4054.1408	+ SCHEIBE 6X8,0X0,30	SHIM 6X8,0X0,30	X

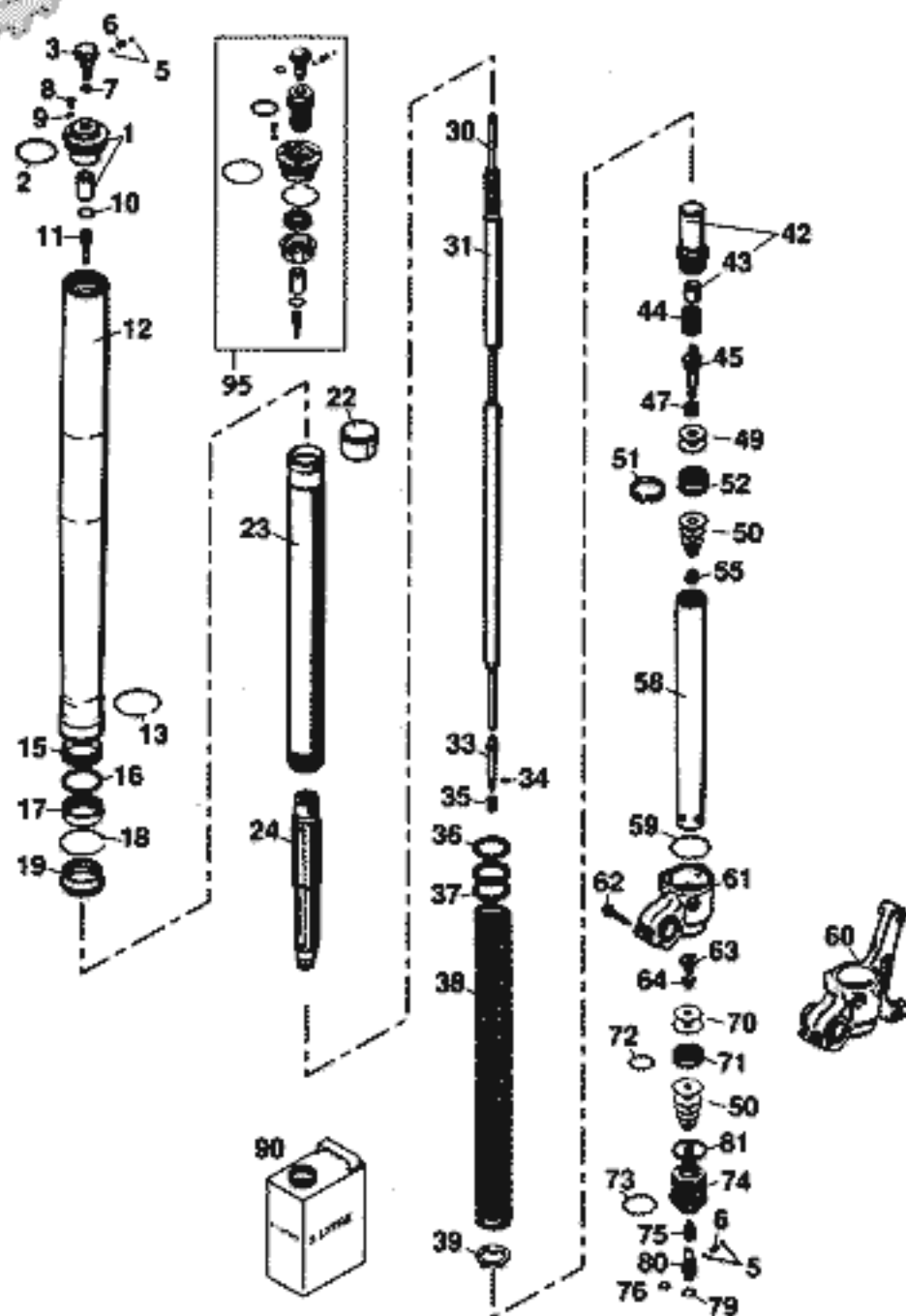


FIG	TEILNR/PARTNR	BEZEICHNUNG	DESCRIPTION	QTY
49*	4054.1414	+ SCHEIBE 6X8,0X0,10	SHIM 6X8,0X0,10	X
50	4054.0400	+ SCHEIBE 6X12X0,1	SHIM 6X12X0,1	X
50	4054.0401	+ SCHEIBE 6X14X0,1	SHIM 6X14X0,1	X
50	4054.0402	+ SCHEIBE 6X16X0,1	SHIM 6X16X0,1	X
50	4054.0403	+ SCHEIBE 6X18X0,1	SHIM 6X18X0,1	X
50	4054.0404	+ SCHEIBE 6X12X0,15	SHIM 6X12X0,15	X
50	4054.0405	+ SCHEIBE 6X14X0,15	SHIM 6X14X0,15	X
50	4054.0406	+ SCHEIBE 6X16X0,15	SHIM 6X16X0,15	X
50	4054.0407	+ SCHEIBE 6X18X0,15	SHIM 6X18X0,15	X
50	4054.0411	+ SCHEIBE 6X18X0,2	SHIM 6X18X0,2	X
50	4054.0414	+ SCHEIBE 6X16X0,25	SHIM 6X16X0,25	X
50	4054.0447	+ SCHEIBE 6X10X0,3	SHIM 6X10X0,3	X
50	4054.1383	+ SCHEIBE 6X11X0,1	SHIM 6X11X0,1	X
50	4054.1391	+ SCHEIBE 6X11X0,3	SHIM 6X11X0,3	X
50	4860.0063	+ SCHEIBE 6X24X0,1	SHIM 6X24X0,1	X
50	4860.0064	+ SCHEIBE 6X22X0,1	SHIM 6X22X0,1	X
50	4860.0065	+ SCHEIBE 6X20X0,1	SHIM 6X20X0,1	X
50*	4860.0116	+ SCHEIBE 6X24X0,1 DELTA	SHIM 6X24X0,1 DELTA	X
50*	4860.0139	+ SCHEIBE 6X22X0,1 DELTA	SHIM 6X22X0,1 DELTA	X
51	4860.0060	+ KOLBENRING 5X1X84	PISTON RING 5X1X84	2
52	4860.0042	+ KOLBEN ZUGSTUFE	PISTON REBOUND	2
55	4054.0486	+ MUTTER M6X0,5 ZUGSTUFE	NUT M6X0,5 REBOUND	2
58	4860.0081	+ ROHR 29,3X1X390 D=8,5MM	TUBE 29,3X1X390 D=8,5MM	2
59	4357.0023	+ O-RING NBR 41X2	O-RING NBR 41X2	2
60	4357.0124	+ GABELFAUST LI. 260MM M8 2000	AXLE CLAMP L/S 260MM M8 2000	1
61	4357.0123	+ GABELFAUST RECHTS M8 2000	AXLE CLAMP RIGHT M8 2000	1
62	5060.0061	+ SK BUNDSCHRAUBE M 8X30	HH COLLAR SCREW M 8X30	4
63	4054.1241	+ MUTTER VENTIL M6X0,5	CHECK VALVE NUT M6X0,5	2
64	4054.1278	+ FEDER VENTIL D=0,5MM	SPRING CHECK VALVE D=0,5MM	2
70	4860.0061	+ KONTROLLVENTIL 8X24X0,4	CHECK VALVE 8X24X0,4	2
70*	4054.1408	+ SCHEIBE 6X8,0X0,30	SHIM 6X8,0X0,30	X
71	4860.0047	+ KOLBEN DRUCKSTUFE	PISTON COMPRESSION	2
72	4681.1499	+ O-RING NBR 21X2	O-RING NBR 21X2	2
73	3548.0320	+ O-RING NBR 24X2	O-RING NBR 24X2	2
74	4860.00275	+ AUFNAHME FÜR DRUCKSTUFE	TAP COMPRESSION	2
75	4860.0035	+ NADEL DRUCKSTUFE M10X1	NEEDLE COMPRESSION M10X1	2
76	4860.0049	+ O-RING NBR 8X2	O-RING NBR 8X2	2
79	4860.0051	+ SICHERUNGSRING R812	LOCK WASHER R812	2
80	4860.0034	+ EINSTELLSCHAUBE DRUCKSTUFE	COMPRESSION ADJ. SCREW	2
81	4860.0004	+ CU-SCHEIBE 29,5X33,5X1	COPPER WASHER 29,5X33,5X1	2
90	4054.0882	+ GABELÖL REZ 71 SAE 5	FORKOIL REZ 71 SAE 5	1
95*	4860.00755	+ PRE-LOAD ADJUSTER KPL.	PRE-LOAD ADJUSTER CPL.	X

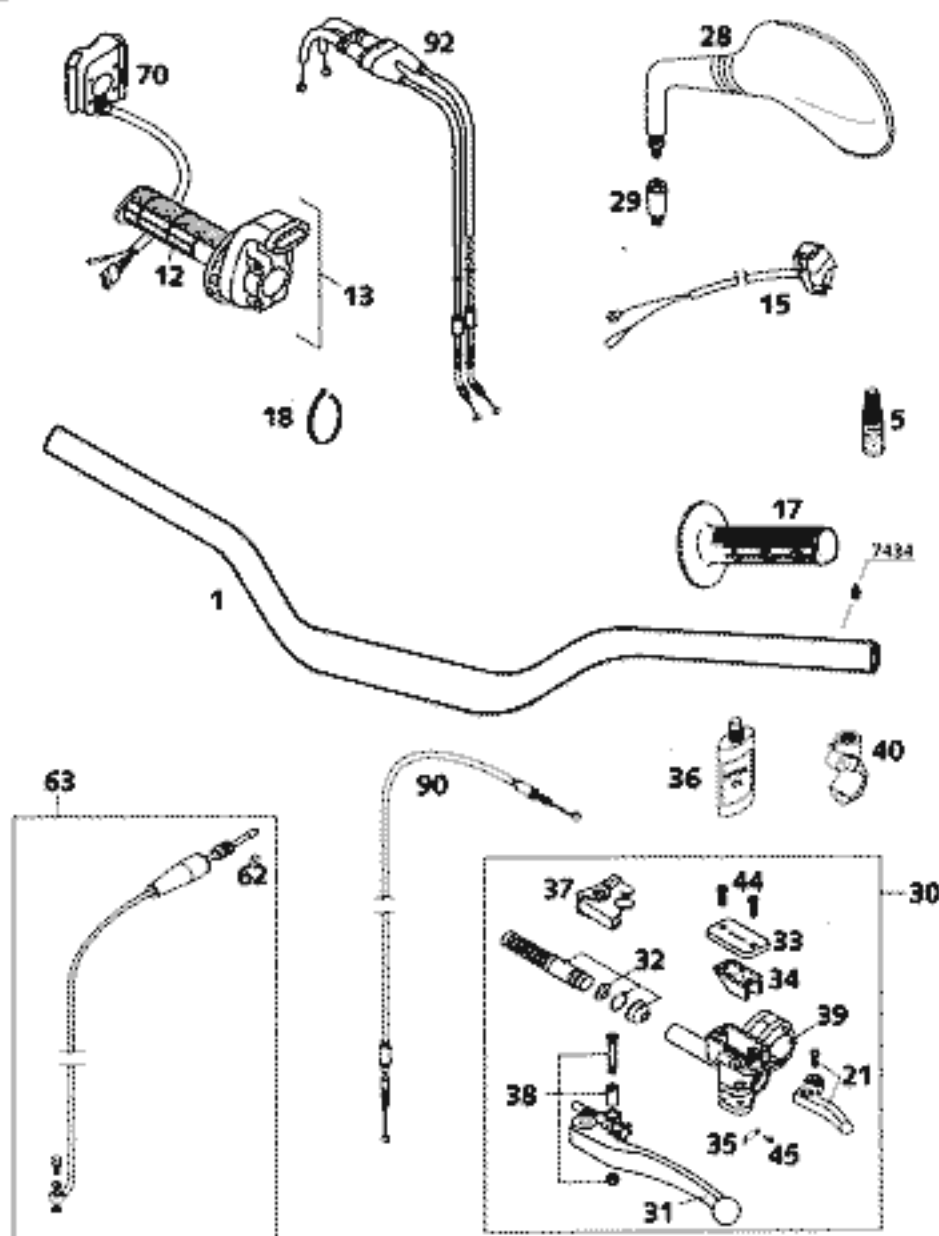


FIG	TEILNR/PARTNR	BEZEICHNUNG	DESCRIPTION	QTY
1	590.02.001.000	LENKER SC.RACING 2000	HANDLEBAR SC.RACING 2000	1
5	6 899 791	KLEBER CYANACRYLAT 7434	GLUE CYANACRYLAT 7434	1
12	502.02.003.000	DREHGRIFÜBERZUG DOMINO SCHW.	TWIST GRIP COVER DOMINO BLACK	1
13	590.02.010.200	GASDREHGRIF KPL. RACING 2000	THROTTLE GRIP CPL. RACING 2000	1
15	503.11.089.000	KURZSCHLUSSSCHALTER '97 400/520 SX RACING	SHORT CIRCUIT BUTON '97 400/520 SX RACING	1
17	502.02.052.000	FESTGRIF DOMINO SCHWARZ '95	FIXED GRIP DOMINO BLACK '95	1
18	440.11.076.200	KABELBAND 200MM	CABLE TIE 200MM	X
18	440.11.076.100	KABELBAND 100MM	CABLE TIE 100MM	X
21	590.02.047.000	DEKHEBEL KPL. RACING 2000	DECO.LEVER CPL. RACING 2000	1
28	584.12.040.000	SPIEGEL LINKS LC4 '98	MIRROR L/S LC4 '98	1
—	584.12.041.000	SPIEGEL RECHTS LC4 '98	MIRROR R/S LC4 '98	1
29	584.12.040.050	ADAPTER FÜR SPIEGEL LC4 '98	SUPPORT FOR MIRROR '98	2
30	590.02.030.000	GEBERZYLINDER KPL. RACING 2000	MASTERCYLINDER CPL.RACING 2000	1
31	503.02.031.000	KUPPLUNGHEBEL KPL. 125-200'98	CLUTCH LEVER CPL. 125-200 '98	1
31	503.02.031.100	KUPPHEBEL KURZ KPL. 2T 2000	CLU.LEVER SHORT CPL. 2T 2000	X
32	590.02.032.000	REPSATZ KOLBEN 9,5MM RAC.2000	REP KIT PISTON 9,5MM RAC. 2000	1
33	590.02.033.000	DECKEL HYD.KUPPL. RACING 2000	COVER HYD.CLUTCH RACING 2000	1
34	503.02.034.000	GUMMIBALG FÜR RESERVOIR '98	RUBBER FOR RESERVOIR '98	1
35	503.02.035.000	BLATTFEDER FÜR HEBEL '98	SPRING PLATE FOR LEVER '98	1
36	503.02.036.000	ÖL FÜR HYD.KUPPLUNG 50ML	OIL FOR HYD.CLUTCH 50ML	1
37	503.02.037.000	SCHUTZKAPPE FÜR HEBELGELENK'98	PROTECT.CAP FOR LEVER PERCH'98	1
38	503.02.038.000	HEBELSCHRAUBE KPL. 125-200 '98	LEVER SCREW CPL. 125-200 '98	1
39	503.02.030.150	KLEMMSCHELLE M.SPANNSTIFT 2000	CLAMP WITH PIN 2000	1
40	590.02.044.000	KLEMMSCH SPIEGEL M.SPANNSTIFT	CLAMP MIRROR WITH PIN M10X1,25	X
44	0965 040123	SENKSCHRAUBE DIN0965-M 4X12	FLAT HEAD SCREW DIN0965-M 4X12	2
45	0984 030063	ZYL.SCHRAUBE DIN7984-M 3X 6	AH SCREW DIN7984-M 3X 6	1
62	503.32.063.050	SCHNEIDRING FÜR HYDR.LEITUNG	SELF CUTTING RING HYDR.PIPE	X
63	590.32.063.000	LEITUNGSKIT KPL. RACING 2000	PIPE KIT CPL. RACING 2000	1
70	590.11.074.000	START NOT-AUS TASTER KPL. 2000 400/520 EXC RACING USA	START-STOP TIP SWITCH CPL.2000 400/520 EXC RACING USA	1
70*	590.11.074.200	SCHAL.F.STARTKN.U.NOT-AU.EU 01 400/520 EXC RACING AUS, EU	START-STOP TIP SWITCH CPL.2001 400/520 EXC RACING AUS, EU	1
90	590.02.094.000	HANDDEKÖSEIL RACING 2000	DECOMPR. CABLE RACING 2000	1
92	590.02.091.200	GASSEIL "AUF-ZU" KPL.RACING 2000	THR.CABLE "OPEN-CLOSE" RAC.2000	1

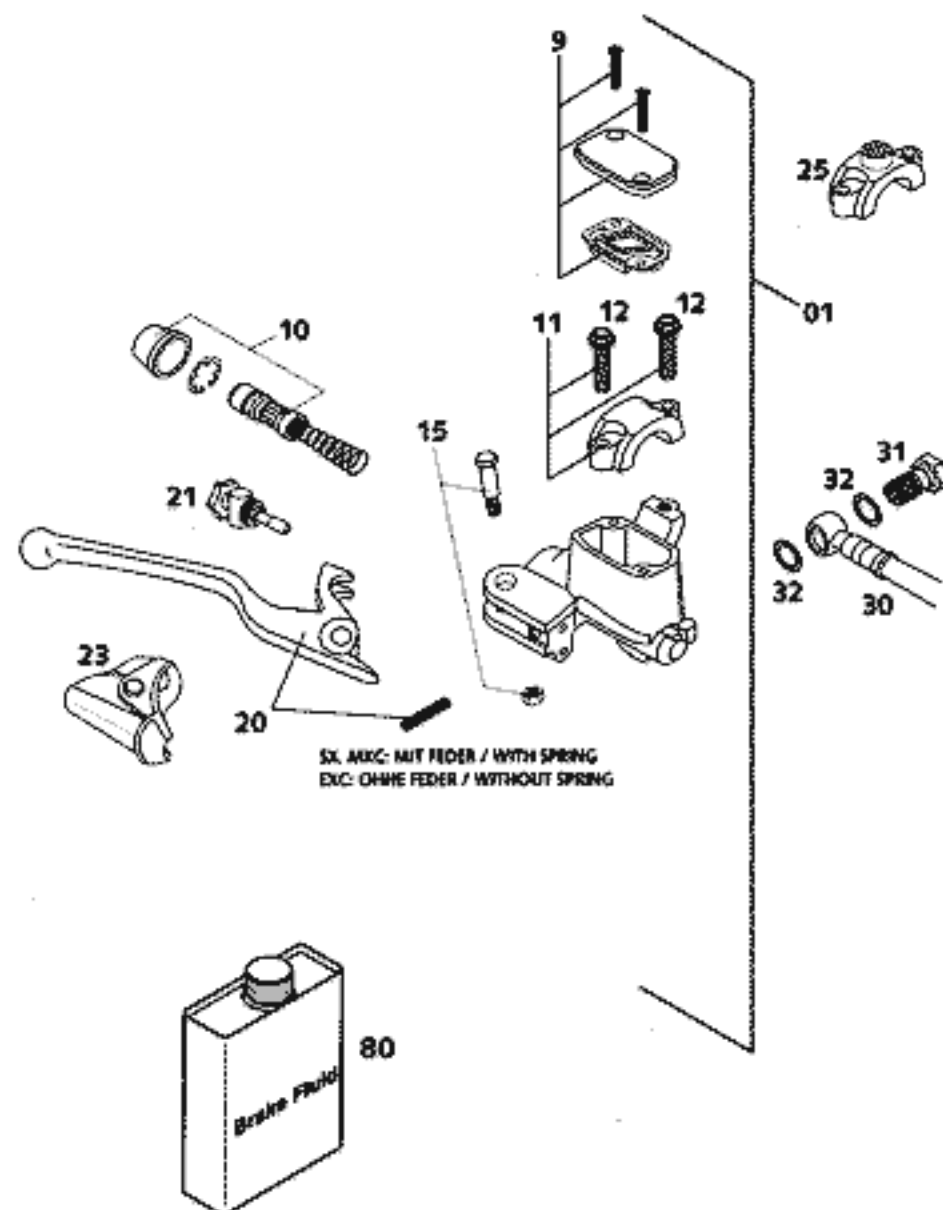


FIG	TEILNR/PARTNR	BEZEICHNUNG	DESCRIPTION	QTY
01*	503.13.001.100	HANDBREMSZYL. NATUR KLEIN 2001	HANDBRAKE CYL. NAT. SMALL 2001	1
9	503.13.003.000	HANDBREMSZYL.DECKEL KPL. NATUR	HANDBRAKE CYL.COVER CPL.NATURE	1
10*	503.13.008.200	REP.SATZ KOLBEN SX 2001	REP.SET PISTON SX 2001	1
10*	503.13.008.300	REP.SATZ KOLBEN EXC 2001	REP.SET PISTON EXC 2001	1
11	503.13.005.000	SCHELLE KPL. NATUR	CLAMP CPL. NATURE	1
12	0015 060253	SK.BUNDSCHRAUBE M 6X25 SW=8	HH COLLAR SCREW M 6X25 WS=8	2
15*	503.13.006.100	HEBELSCHRAUBE KPL. 2001	LEVER SCREW CPL. 2001	1
20*	503.13.002.100	HANDBREMSHEBEL KURZ 2001	HANDBRAKE LEVER SHORT 2001	1
21	503.13.007.000	STELLSCHRAUBE KPL. SX 2000	ADJUSTING SCREW CPL. SX 2000	1
21	503.13.007.100	STELLSCHRAUBE KPL. EXC 2000	ADJUSTING SCREW CPL. EXC 2000	1
23	503.13.004.000	SCHUTZKAPPE HANDBREMSZYLINDER	PROTECTION CAP HAND BRAKE CYL.	1
25	580.12.040.150	KLEMMSCHELLE FÜR SPIEGEL '94	CLAMP FOR MIRROR '94	X
30	590.13.010.000	BREMSSCHL. VO. 1235MM SX 2000 SX	BRAKEHO. FRONT 1235MM SX 2000 SX	1
30	590.13.011.000	BREMSSCHL. VO. 1300MM EXC 2000 MXC, EXC	BRAKEHO. FRONT 1300MM EXC 2000 MXC, EXC	1
31	502.13.025.000	HOHLSCHRAUBE M10X1X19	HOLLOW SCREW M10X1X19	1
32	420.13.226.000	CU-DICHTRING DIN7603-10X16X1	CU-SEAL RING DIN7603-10X16X1	2
80	306054	BREMSFLÜSSIGKEIT DOT 5.1	BRAKE FLUID DOT 5.1	1

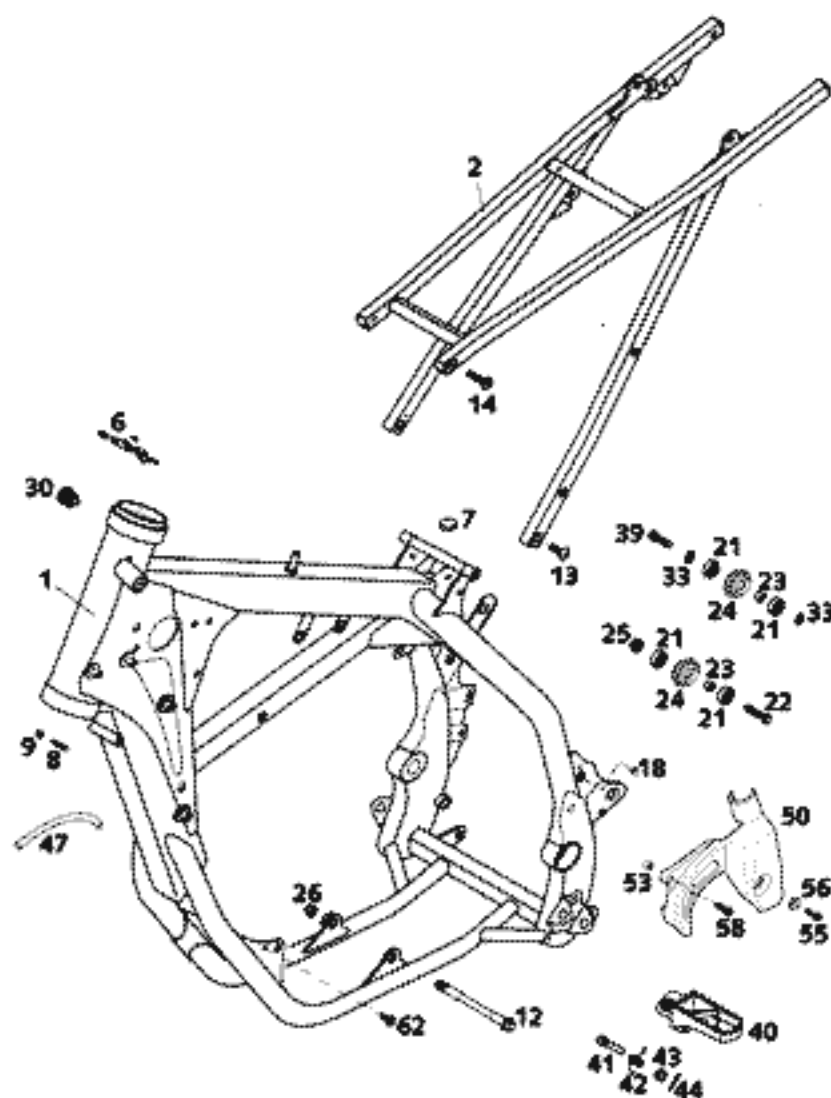


FIG	TEILNR/PARTNR	BEZEICHNUNG	DESCRIPTION	QTY
1*	590.03.001.400	RAHMEN 400/520 EXC RACING 2001 MIT SCHLOSSKÖRPER, SILBER	FRAME 400/520 EXC RACING 2001 WITH LOCK BODY, SILVER	1
2	590.03.002.044	AUSLEGER KPL. ALU RACING 2000	SUB FRAME CPL. ALU RACING 2000	1
6	710.03.007.000	STEUERKOPFSCHLOSS KPL. ZADI	STEERING HEAD LOCK CPL. ZADI	X
7	503.07.020.000	GUMMIPUFFER FÜR TANK '98	RUBBER BUFFER FOR TANK '98	2
8	590.01.037.000	ANSCHLAGSCHRAUBE M8X26 SW=10	SPECIAL SCREW M8X26 WS=10	2
9	0934 080003	SK.MUTTER DIN0934-M 8	HEXAGON NUT DIN0934-M 8	2
12	590.03.013.000	MOTORTRAGSCHR. M10X125 SW=13 10.9	ENGINEBRAC.SCREW M10X125 WS=13 10.9	2
13	546.10.052.000	KETTENRADSCHRAUBE-ISK M 8X20	SPROCKET SCREW-AH M 8X20	2
14	545.10.052.100	KETTENRADSCHR.-ISK M8X26 10.9	SPROCKET SCREW-AH M8X26 10.9	2
18	544.03.135.000	VERSCHLUSSPFROPFEN SFL10	PLASTIC CAP SFL10	1
21	0625 006087	RILLENKUGELLAGER 608 2RS C3	GROOVED BALL BEAR. 608 2RS C3	4
22	0015 080353	SK.BUNDSCHRAUBE M 8X35 SW=10	HH COLLAR SCREW M 8X35 WS=10	1
23	740.03.021.000	BÜCHSE 8 X 12 X 6,5	BUSHING 8 X 12 X 6,5	2
24	523.03.053.000	KETTENROLLE D=30MM 125-380 '99	CHAIN ROLL D=30MM 125-380 '99	2
25	543.10.086.200	STOBER-FLANSCHMUTTER M8 10.9	SELF LOCKING NUT M8 10.9	1
26	543.10.086.100	SS.MUTTER M10 CU SW=14	SELF LOCKING NUT M10 CU WS=14	2
30	420.07.049.000	SCHUTZKAPPE	PLASTIC CAP	X
33	360.03.014.000	SCHNORR-SICHERUNGSSCHEIBE 8MM	LOCK WASHER 8MM	2
39	0015 080303	SK.BUNDSCHRAUBE M 8X30 SW=10	HH COLLAR SCREW M 8X30 WS=10	1
40	590.03.040.050	FUSSRASTE LI. EXC SILBER 2000	FOOT PED L/S EXC SILVER 2000	1
40	590.03.040.150	FUSSRASTE LI. SX SILBER 2000	FOOT PED L/S SX SILVER 2000	1
—	590.03.041.050	FUSSRASTE RE. EXC SILBER 2000	FOOT PED R/S EXC SILVER 2000	1
—	590.03.041.150	FUSSRASTE RE. SX SILBER 2000	FOOT PED R/S SX SILVER 2000	1
41	546.03.044.000	BOLZEN FÜR FUSSRASTER 9,8 X 50	BOLT FOR FOOTREST 9,8 X 50	2
42	546.03.041.000	FUSSRASTENFEDER LINKS & RECHTS	FOOTREST SPRING L/S & R/S	2
43	0125 100003	UNTERLEGSCHLEIFE DIN0125-A10,5	WASHER DIN0125-A10,5	2
44	0094 032253	SPLINT DIN0094-3,2X25 STAHL	PIN DIN0094-3,2X25 STEEL	2
47	550.07.016.001	SCHLAUCH 7X10 PER METER	PVC-HOSE 7X10 PER METER	0,4
50	590.30.060.000	KETTENRITZELABDECK. RACING 2000	SPROCKET COVER RACING 2000	1
53	546.13.038.150	BÜCHSE 6,5X8X11	BUSHING 6,5X8X11	1
55	0015 060203	SK.BUNDSCHRAUBE M 6X20 SW=8	HH COLLAR SCREW M 6X20 WS=8	1
56	503.08.053.000	BÜCHSE FÜR SPOILER 6X11X16X7,5	BUSH FOR SPOILER 6X11X16X7,5	1
58	0015 060403	SK.BUNDSCHRAUBE M 6X40 SW=8	HH COLLAR SCREW M 6X40 WS=8	1
62	0014 060153	SK.BUNDSCHRAUBE M 6X15 SW=8	HH COLLAR SCREW M 6X15 WS=8	2

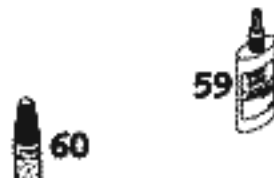
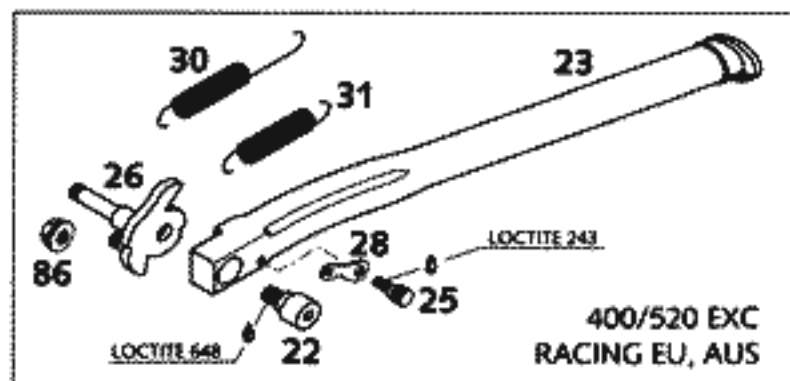
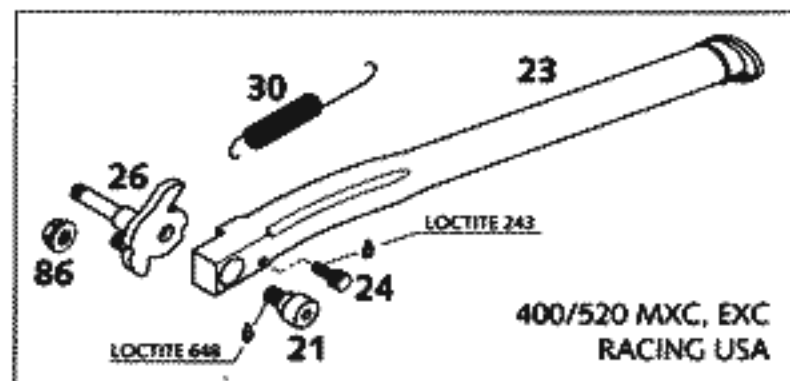


FIG	TEILNR/PARTNR	BEZEICHNUNG	DESCRIPTION	QTY
21	503.03.023.060	SCHRAUBE M8 SEITENST. EXC '98	SCREW M8 SIDE STAND EXC '98	1
22	503.03.023.160	SCHRAUBE M8 SEITENST. EGS '98	SCREW M8 SIDE STAND EGS '98	1
23	503.03.023.000	SEITENSTÄNDER L=377MM '98	SIDE STAND L=377MM '98	1
24	503.03.023.052	BOLZEN STÄNDERFEDER M5 EXC'98	BOLT SIDE ST.SPRING M5 EXC'98	1
25	503.03.023.152	BOLZEN STÄNDERFEDER M5 EGS'98	BOLT SIDE ST.SPRING M5 EGS'98	1
26	503.03.026.000	STÄNDERKONSOLE KPL. 125-380'98	SIDE ST.BRACKET CPL.125-380'98	1
28	503.03.023.054	HALTEBLECH FÜR FEDER EGS '98	BRACKET FOR SPRING EGS '98	1
29	503.03.025.000	GUMMI FÜR SEITENSTÄNDER '98	RUBBER FOR SIDE STAND '98	1
30	503.03.024.000	STÄNDERFEDER 125-380 EXC '98	SIDESTAND SPRING 125-380EXC'98	1
31	100.03.021.000	STÄNDERFEDER KURZ	STAND SPRING SHORT	1
59	584.29.059.000	LOCTITE 648 GRÜN 20ML	LOCTITE 648 GREEN 20ML	1
60	6 899 785	LOCTITE 243 BLAU 6CCM	LOCTITE 243 BLUE 6CCM	1
86	543.10.086.200	STOVER-FLANSCHMUTTER M8 10.9	SELF LOCKING NUT M8 10.9	1

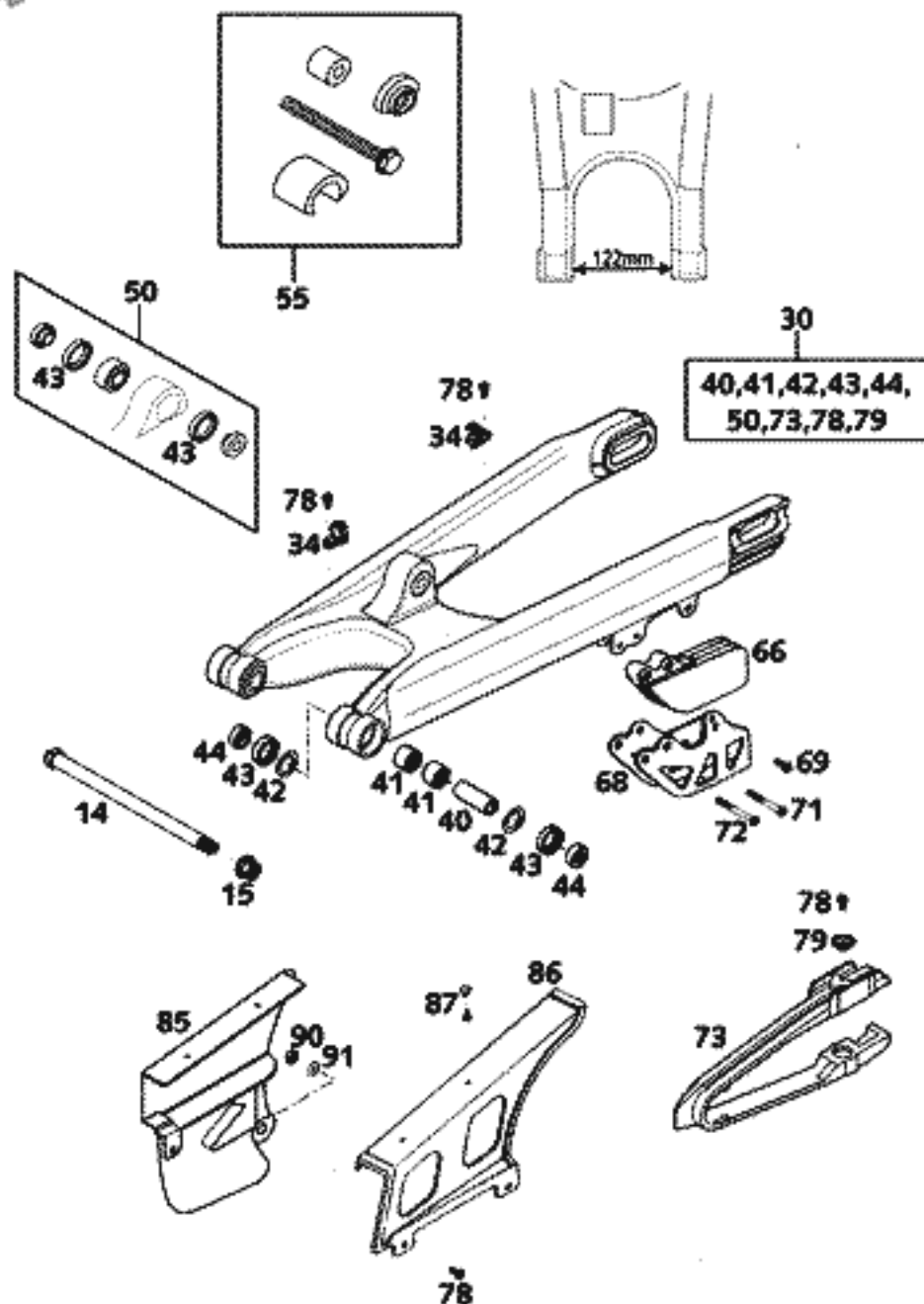


FIG	TEILNR/PARTNR	BEZEICHNUNG	DESCRIPTION	QTY
14	503.03.014.000	SCHWINGARMBOLZEN 14X252 SW=22	SWINGARM BOLT 14X252 WS=22	1
15	546.03.015.000	STOPPMUTTER M14X1,5 SW=19	SELF LOCKING NUT M14X1,5 WS=19	1
30*	590.04.030.244	SCHWINGARM KPL. 540 SXS 2000	SWINGARM CPL. 540 SXS 2000	1
34	546.11.076.100	HALTESCHELLE FÜR BREMSSCHL. '96	RETAIN. CLAMP FOR BRAKE HOSE '96	2
40	502.03.081.700	LAGERHÜLSE 15X20X38,75	BEARING SLEEVE 15X20X38,7	2
41*	590.04.031.000	NADELHÜLSE HK2012V	NEEDLE BUSH HK2012V	4
42	590.04.033.000	ANLAUFSCH. 22,2X31,7X0,8 2000	STOP DISK 22,2X31,7X0,8 2000	2
43	0760 253270	WELLENDICHTRING 25X32X7	SHAFT SEAL RING 25X32X7	6
44	546.03.090.000	TASSE FÜR WELLENDICHTR. 15X25X9	BUCKET F.SHAFTSEALRING 15X25X9	4
50	503.04.090.044	SCHWENKLAGER+BUCHSEN PDS '99	HEIM JOINT+BUSHES PDS '99	1
55*	503.29.000.044	WERKZEUG LAGERMONTAGE PDS	TOOL BEARING MOUNTING PDS	1
66	546.07.066.100	KETTENFÜHRUNG HINTEN '94	CHAIN GUIDE REAR '94	1
68*	546.07.070.144	HALTEBLECH KPL.	RETAINING PLATE CPL.	1
69	0015 060163	SK.BUNDSCHRAUBE M 6X16 SW=8	HH COLLAR SCREW M 6X16 WS=8	1
71	0015 060503	SK.BUNDSCHRAUBE M 6X50 SW=8	HH COLLAR SCREW M 6X50 WS=8	1(2)
72	0015 060553	SK.BUNDSCHRAUBE M 6X55 SW=8	HH COLLAR SCREW M 6X55 WS=8	1
73	503.04.066.000	KETTENGLEITSCHUTZ '97	CHAIN GUARD '97	1
78	0009 050103	GEW.FURCHSCHRAUBE M 5,0X10	SPECIAL SCREW M 5,0X10	6
79	722.10.079.000	STÜTZSCHALE	BUCKET	2
85	503.04.060.100	KETTENSCHUTZ KLEIN EXC 2000	CHAIN GUARD SMALL EXC 2000	1
86	546.07.460.000	KETTENSCHUTZ GROSS EGS	CHAIN GUARD LARGE EGS	1
87	200.12.062.055	HOHLNIET 2-TLG.	HOLLOW RIVET TWO PARTS	2
90	0985 060003	SS.MUTTER DIN985-M 6	SELF LOCK. NUT DIN985-M 6	1
91	0021 060003	SCHEIBE DIN9021-A 6,4	WASHER DIN9021-A 6,4	1

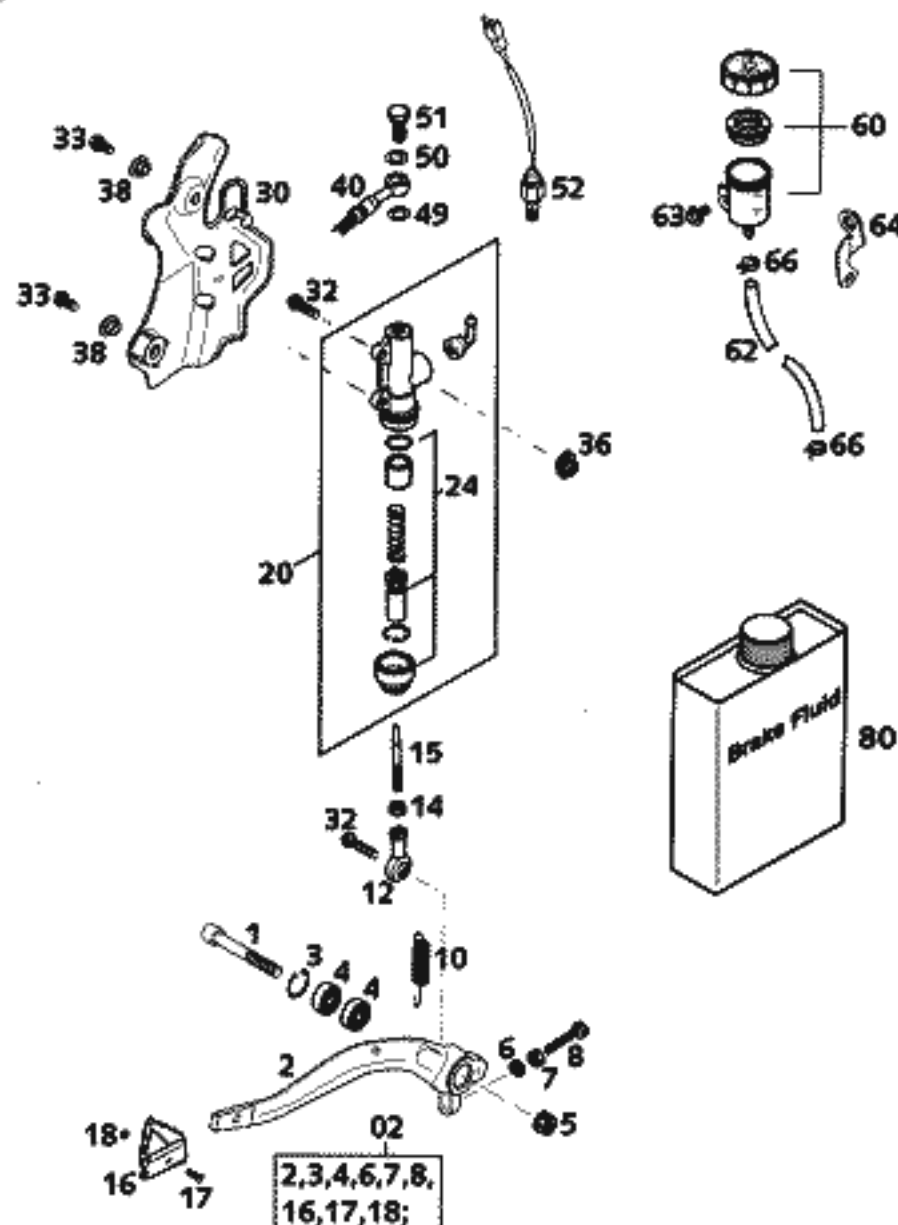


FIG	TEILNR/PARTNR	BEZEICHNUNG	DESCRIPTION	QTY
1	0912 080603	ISK.SCHRAUBE DIN0912-M 8X60	AM SCREW DIN0912-M 8X60	1
02	590.03.060.044	FUSSBREMSHEBEL KPL.RACING 2000	REAR FOOT BRAKE LEVER CPL.2000	1
3	0472 022100	SICHERUNGSRING DIN0472-22X1	CIRCLIP DIN0472-22X1	1
4	0625 006087	RILLENKUGELLAGER 608 2RS C3	GROOVED BALL BEAR. 608 2RS C3	2
5	543.10.086.200	STOBER-FLANSCHMUTTER M8 10.9	SELF LOCKING NUT M8 10.9	1
6	120.11.016.000	SCHEIBE 6 X 12 X 3	WASHER 6 X 12 X 3	1
7	0934 060003	SK.MUTTER DIN0934-M 6	HEXAGON NUT DIN0934-M 6	1
8	0933 060353	SK.SCHRAUBE DIN0933-M 6X35	HH SCREW DIN0933-M 6X35	1
10	546.03.062.000	RÜCKZUGFEDER FÜR BREMSHEBEL	RETURN SPRING FOR BRAKE LEVER	1
12	546.03.069.000	Gelenkkopf M6 FußBREMSHEBEL	SWIVEL HEAD M6 FOOT BRAKELEVER	1
14	0934 060003	SK.MUTTER DIN0934-M 6	HEXAGON NUT DIN0934-M 6	1
15	546.03.068.000	DRUCKSTANGE 250 '90	PRESSURE ROD ALU 250 '90	1
16	546.03.060.150	AUFTRITT FÜR BREMSHEBEL	STEP PLATE FOR BRAKE LEVER	1
17	0966 050203	LI.SENKSCHRAUBE DIN0966-M 5X20	OVAL HEAD SCREW DIN0966-M 5X20	1
18	0985 050003	SS.MUTTER DIN0985-M 5	SELF LOCKING NUT DIN0985-M 5	1
20*	503.13.060.100	FUSSBREMSZYL. 13MM NATUR 2001	FOOTBRAKECYL. 13MM NATURE 2001	1
24	503.13.061.000	REP.SATZ KOLBEN 12MM 2000	REP. KIT PISTON 12MM 2000	1
30	590.03.093.000	BREMSZYL.SCHUTZ RACING 2000	BRAKECYL.PROTECTOR RACING 2000	1
32	0015 060203	SK.BUNDSCHRAUBE M 6X20 SW=8	HH COLLAR SCREW M 6X20 WS=8	3
33	0015 060123	SK.BUNDSCHRAUBE M 6X12 SW=8	HH COLLAR SCREW M 6X12 WS=8	2
36	502.35.033.300	KLIPS-MÜTTERNHALTER M6 KP142	SNAP-NUT HOLDER M6 KP142	2
38	503.08.052.000	BÜCHSE FÜR SPOILER 6X11X16X5	BUSH FOR SPOILER 6X11X16X5	2
40	503.13.070.000	BREMSSCHL.HI. 590MM 125-380'98	BRAKE HOSE RE.590MM 125-380'98	1
49	420.13.026.000	CU-DICHTRING DIN7603-10X16X1,5	CU-SEAL RING DIN7603-10X16X1,5	1
50	420.13.226.000	CU-DICHTRING DIN7603-10X16X1	CU-SEAL RING DIN7603-10X16X1	1
51	502.13.025.000	HOHLSCHRAUBE M10X1X19	HOLLOW SCREW M10X1X19	1
52	503.11.051.100	BREMSLICHTSCHALTER HINTEN '98	BRAKE LIGHT SWITCH REAR '98	1
60	545.13.030.044	BREMSFLÜSSIGKEITSRESERVOIR '89	BRAKE FLUID RESERVOIR '89	1
62	580.07.016.101	SCHLAUCH FÜR RESERVOIR 6X1,5	HOSE FOR RESERVOIR 6X1,5	0,4
63	0014 060103	SK.BUNDSCHRAUBE M 6X10 SW=8	HH COLLAR SCREW M 6X10 WS=8	1
64	590.13.068.000	HALTEBLECH BREMSFLÜS.RESERVOIR	BRACKET BRAKE FLUID RESERVOIR	1
66	580.07.017.000	YDNAC KLAMMER 10101 (9MM)	YDNAC CLAMP 10101 (9MM)	2
80	306054	BREMSFLÜSSIGKEIT DOT 5.1	BRAKE FLUID DOT 5.1	1

FIG	TEILNR/PARTNR	BEZEICHNUNG	DESCRIPTION	QTY
8	0015 120556	SK.BUNDSCHRAUBE M12X55 WS=13	HH COLLAR SCREW M12X55 WS=13	2
10*	1218.V732	MONOSHOCK PDS SX RAC. 2001	MONOSHOCK PDS SX RAC. 2001	1
10*	1218.V733	MONOSHOCK PDS MXC,EXC RAC.2001	MONOSHOCK PDS MXC,EXC RAC.2001	1
11*	9121.0013	+ FEDER PDS0-250 65-83N/MM	SPRING PDS0-250 65-83N/MM	X
11	9121.0009	FEDER PDS1-250 70-90N/MM	SPRING PDS1-250 70-90N/MM	X
11	9121.0010	FEDER PDS2-250 75-96N/MM	SPRING PDS2-250 75-96N/MM	1
11	9121.0011	FEDER PDS3-250 80-103N/MM	SPRING PDS3-250 80-103N/MM	X
11*	9121.0012	FEDER PDS4-250 85-111N/MM	SPRING PDS4-250 85-111N/MM	X
11*	9121.0014	+ FEDER PDS5-265 66-86N/MM	SPRING PDS5-265 66-86N/MM	X
11*	9121.0015	+ FEDER PDS6-265 71,5-90,5N/MM	SPRING PDS6-265 71,5-90,5N/MM	1
11*	9121.0016	+ FEDER PDS7-265 76-95N/MM	SPRING PDS7-265 76-95N/MM	X
11*	9121.0017	+ FEDER PDS8-265 81-99,5N/MM	SPRING PDS8-265 81-99,5N/MM	X
12	5018.0186	EINSTELLR. FEDER PDS M6 2000	SPRINGRETAINER PDS M6 2000	1
18	503.04.018.000	GEWINDEBÜCHSE M12 PDS '98	BUSHING M12 PDS '98	1
20	5018.01515	+ BÜCHSE+LAGER KPL.PDS 12MM'99	BUSH+BEARINGS CPL. PDS 12MM'99	1
30	R120.04	+ REP.SATZ. DICHTRINGE PDS '99	REP.KIT GASKET RINGS PDS '99	1

FEDER / SPRING



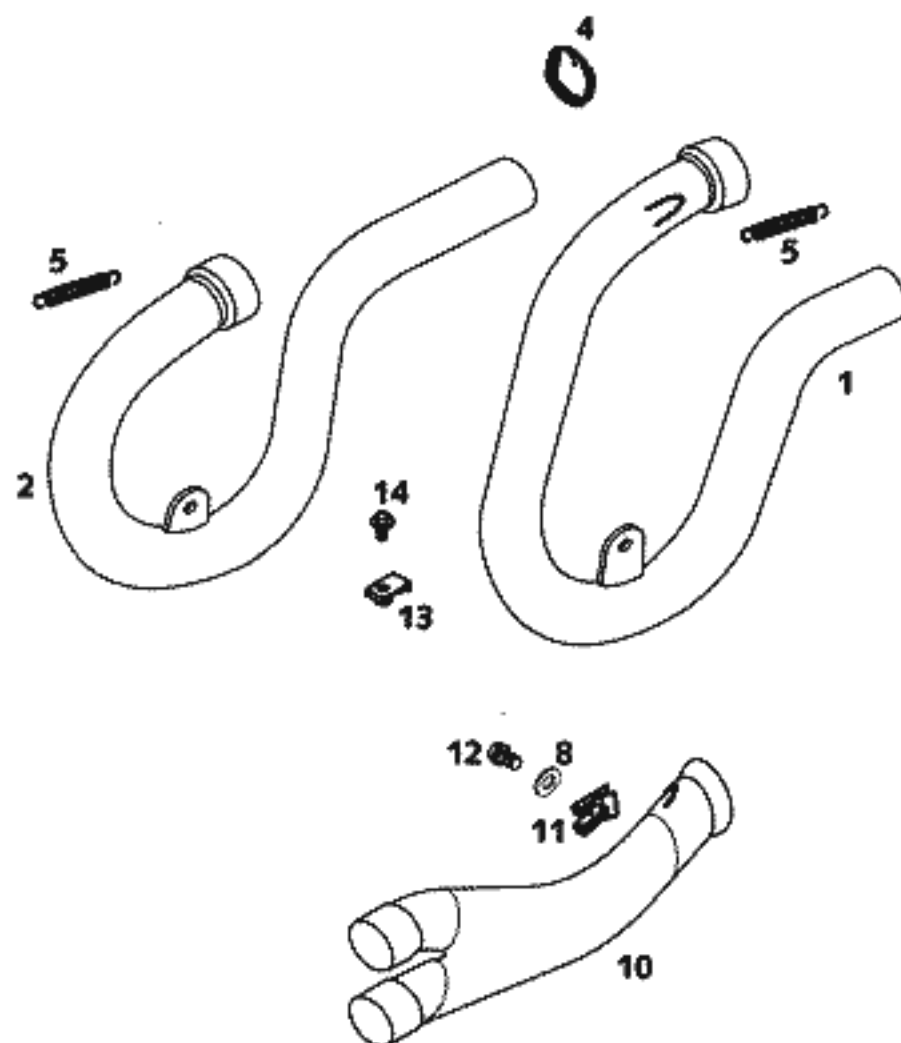
weich / soft  PDS0 PDS5
PDS1 PDS6
PDS2 PDS7
PDS3 PDS8
hart / hard  PDS4



FIG	TEILNR/PARTNR	BEZEICHNUNG	DESCRIPTION	QTY
1	590.05.007.000	AUSPUFFROHR LINKS RACING 2000	EXHAUST PIPE L/S RACING 2000	1
2	590.05.008.000	AUSPUFFROHR RECHTS RACING 2000	EXHAUST PIPE R/S RACING 2000	1
4	583.05.053.001	KERAMIKSCHNUR 1 METER	CERAMIC LINE 1 METER	1
5	503.05.016.000	ZUGFEDER L=55MM ÖSEN BEWEGLICH	TENSION SPRING L=55MM	4
8	0125 080003	UNTERLEGSCHIEBE DIN0125-A 8,4	WASHER DIN0125-A 8,4	1
10	590.05.060.000	AUSPUFF-ZWISCHENROHR RAC. 2000	EXHAUST-INTERMEDIARE TUBE 2000	1
11	546.03.048.000	MEHRBEREICHBLECHMUTTER M8	RANGE CHANGE METAL NUT M8	1
12	0015 080123	SK.BUNDSCHRAUBE M 8X12 SW=10	HH COLLAR SCREW M 8X12 WS=10	1
13	546.03.048.100	MEHRBEREICHBLECHMUTTER M6	RANGE CHANGE METAL NUT M6	1
14	0014 060103	SK.BUNDSCHRAUBE M 6X10 SW=8	HH COLLAR SCREW M 6X10 WS=8	1



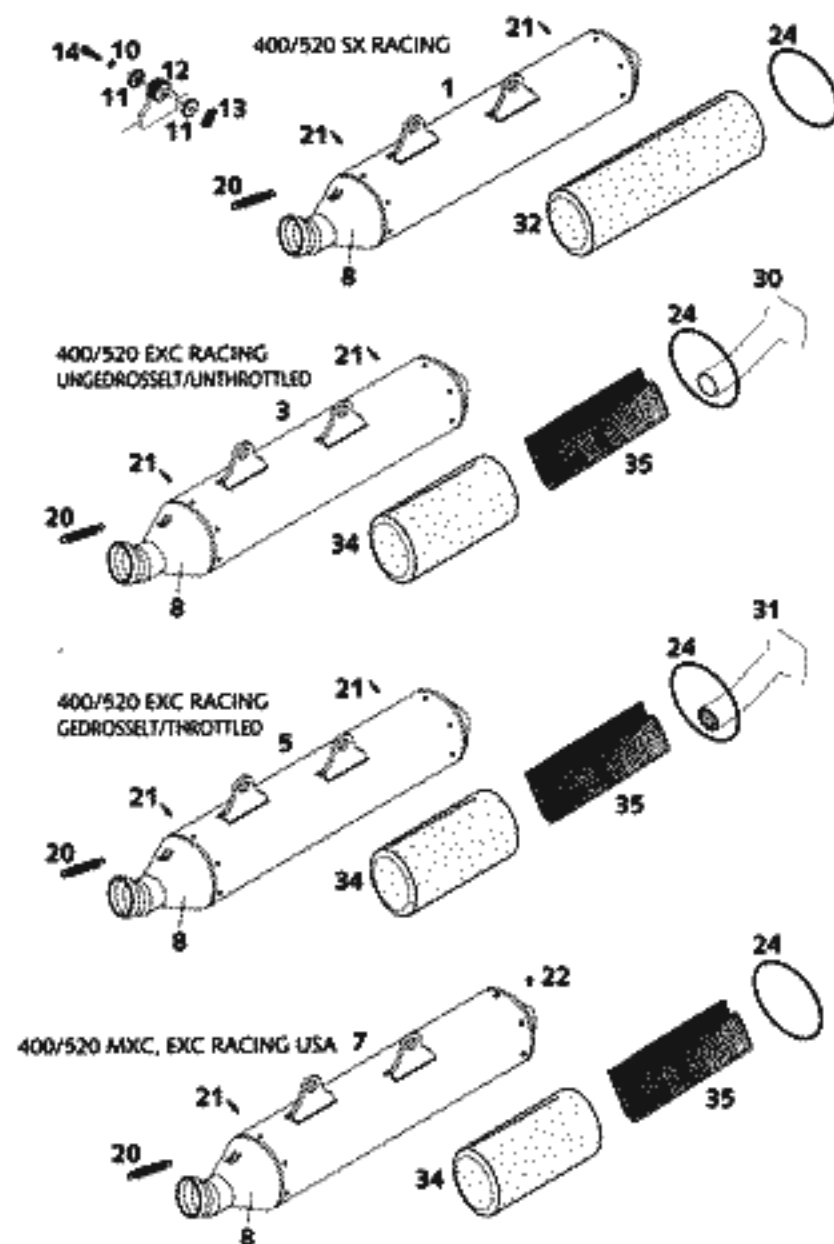


FIG	TEILNR/PARTNR	BEZEICHNUNG	DESCRIPTION	QTY
1	590.05.079.000	ENDDÄMPFER KPL. SX RACING 2000 400/520 SX RACING	SILENCER CPL. SX RACING 2000 400/520 SX RACING	1
3	590.05.081.000	ENDDÄMPFER EXC UNGEDR. RAC.2000 400/520 EXC RACING	SILENCER EXC UNTHROTT. RAC.2000 400/520 EXC RACING	X
5	590.05.081.100	ENDDÄMPFER EXC GEDR. RAC. 2000 400/520 EXC RACING	SILENCER EXC THROTT. RAC. 2000 400/520 EXC RACING	1
7*	590.05.082.100	ENDDÄMPFER SPARKY 2001 400/520 MXC, EXC RACING USA	SILENCER EXC SPARKY RAC. 2001 400/520 MXC, EXC RACING USA	1
8	590.05.081.052	ENDDÄM.ANSCHL.KAPPE KPL. 2000	SILENC. CONNECTING CAP CPL.2000	1
10	0137 060000	FEDERSCHEIBE DIN0137-B 6	SPRING WASHER DIN0137-B 6	2
11	546.05.069.000	BÜCHSE 7,5X12X28X7,8 '96	BUSHING 7,5X12X28X7,8 '96	4
12	546.05.068.000	DÄMPFUNGSELEMENT SCHWARZ	EXHAUST BRACKET RUBBER BLACK	2
13	546.03.048.100	MEHRBEREICHBLECHMUTTER M6	RANGE CHANGE METAL NUT M6	2
14	0015 060303	SK.BUNDSCHRAUBE M 6X30 SW=8	HH COLLAR SCREW M 6X30 WS=8	2
20	503.05.016.000	ZUGFEDER L=55MM ÖSEN BEWEGLICH	TENSION SPRING L=55MM	2
21	0011 480802	BLINDNIETE 4,8X 8,0 NIRO	DUMMY RIVET 4,8X 8,0 NIRO	12(6)
22	0009 050103	GEW.FURCHSCHRAUBE M 5,0X10	SPECIAL SCREW M 5,0X10	6
24	0770 223601	O-RING 82,14X3,53 SILIKON	O-RING 82,14X3,53 SILIKON	2
30	590.05.081.053	ENDKAPPE UNGEDROSSELT RAC.2000	ENDCAP UNTHROTTLED RACING 2000	1
31	590.05.081.150	ENDKAPPE GEDROSSELT RAC. 2000	ENDCAP THROTTLED RACING 2000	1
32	590.05.078.550	DÄMMSTOFF 550GRAMM L=550MM SX	STUFF.YARN 550GRAMM L=550MM SX	1
34	587.05.078.350	DÄMMSTOFF 350 GRAMM '99	STUFFINGYARN 350 GRAMM '99	1
35	583.05.078.002	DÄMMSTOFFMATTE HINTEN 90GR.'98	STUFFING YARN REAR 90 GRAMM'98	1

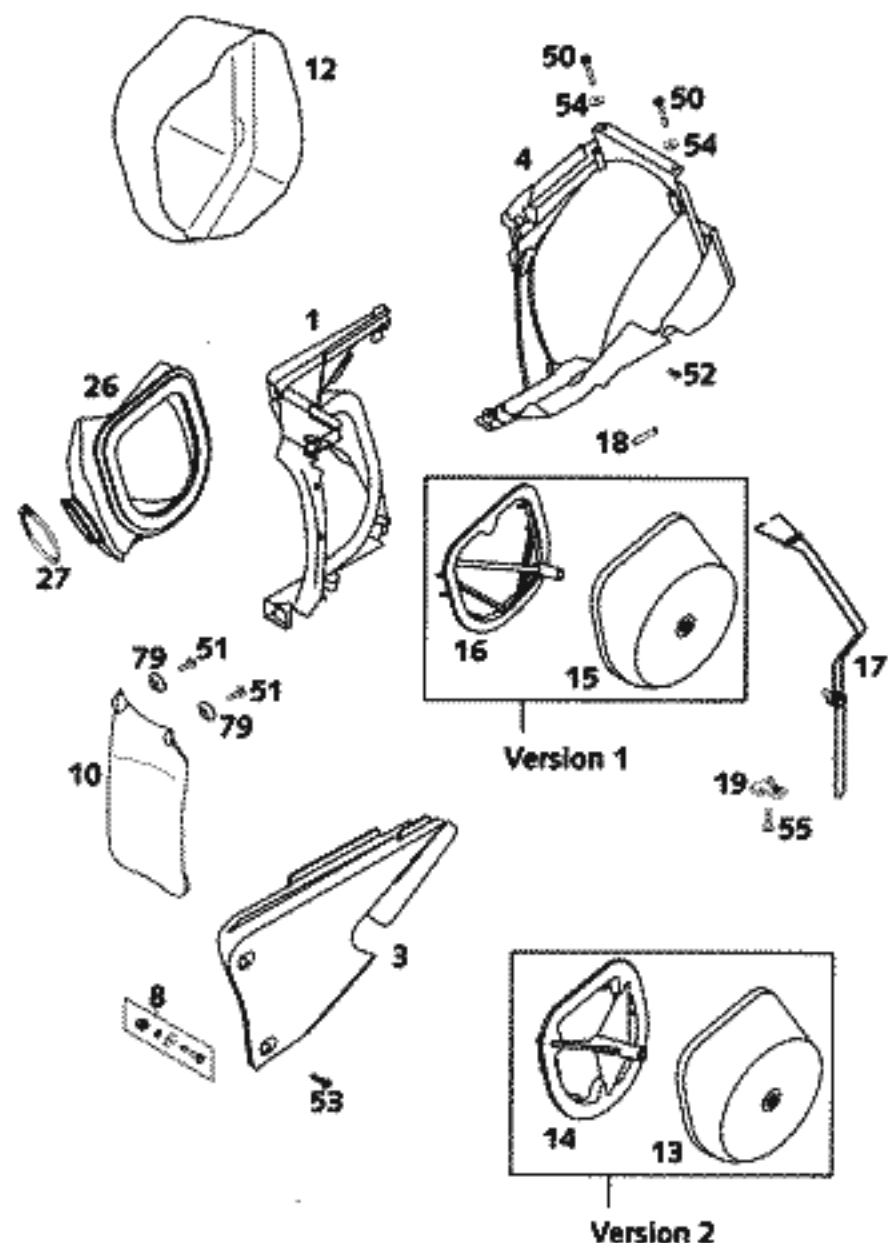
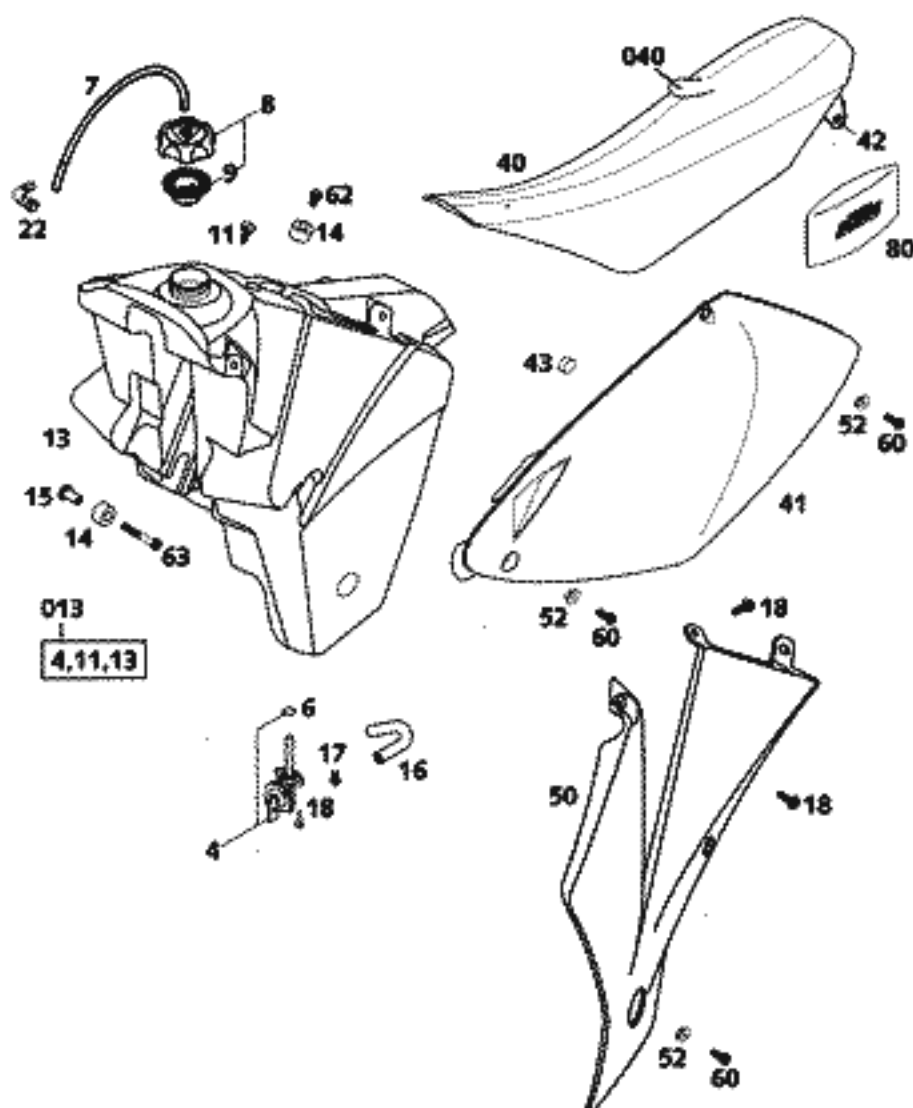


FIG	TEILNR/PARTNR	BEZEICHNUNG	DESCRIPTION	QTY
1	503.06.001.051	FILTERWAND 125-380 '98	FILTER WALL CPL. 125-380 '98	1
3	503.06.003.044	FILTERKASTENDECKEL KPL. 2T '98 MIT SCHNELLVERSCHLUSS	FILTER BOX COVER CPL. '98 WITH QUICK RELEASE	1
4	503.06.001.052	FILTERKASTENHINTERTEIL '98	FILTER BOX PART REAR '98	1
8	503.06.008.044	SCHNELLVERSCHLUSS KPL. '98	QUICK RELEASE CPL. '98	2
10	503.06.010.000	SPRITZSCHUTZ F.FILTERKASTEN'98	FENDER FOR FILTER BOX '98	1
12	503.06.012.000	DROSSELKAPPE 125-380EGS KPL.98	THROTTLE CAP 125-380 EGS '98	X
13*	590.06.015.000	LUFTFILTER RACING 2001	AIR FILTER RACING 2001	1
14*	590.06.016.000	FILTERTRÄGER M. FLAMMSCH. 2001	FILTER CARRIER RAC. 2001	1
15	503.06.015.000	LUFTFILTER 125-380 '98	AIR FILTER 125-380 '98	X
16	503.06.016.000	FILTERTRÄGER 125-380 '98	FILTER CARRIER 125-380 '98	X
17	503.06.017.000	FILTERHALTEBÜGEL KPL. 2TAKT'98	FILTER SUPPORT CPL.2-STROKE'98	1
18	503.06.018.000	FILTERTRÄGERHÜLSE 125-380 '98	FILTER SUPPORT BUSH 125-380'98	1
19	503.06.019.000	BEFESTIGUNGSBLECH FILTERBÜGEL	FASTEN. DEVICE FILTER SUPPORT	1
26	590.06.026.000	VERGASERMANSCHEETTE RACING 2000	CABURETOR CONNECTING BOOT 2000	1
27	510.06.027.000	SCHLAUCHBINDER 50-70MM	HOSE CLAMP 50-70MM	1
50	0017 060403	SONDERSCHRAUBE T60 6X40	SPECIAL SCREW T60 6X40	2
51	0017 060203	SONDERSCHRAUBE T60 6X20	SPECIAL SCREW T60 6X20	2
52	0009 050103	GEW.FURCHSCHRAUBE M 5,0X10	SPECIAL SCREW M 5,0X10	1
53	0016 070253	KUNSTSTOFFSCHR. K7X25 PT1447	PLASTIC SCREW K7X25 PT1447	2
54	0125 060003	UNTERLEGSCHLEIBE DIN0125-A 6,4	WASHER DIN0125-A 6,4	2
55	0017 060303	SONDERSCHRAUBE T60 6X30	SPECIAL SCREW T60 6X30	1
79	722.10.079.000	STÜTZSCHALE	BUCKET	2

FIG	TEILNR/PARTNR	BEZEICHNUNG	DESCRIPTION	QTY
4*	503.07.005.000	BENZINHAHN MIKUNI ON/OFF 2001 CK-81	GAS COCK MIKUNI ON/OFF 2001 CK-81	1
6*	0770 130023	O-RING 13,00X2,30	O-RING 13,00X2,30	1
7	310.07.107.001	PVC-SCHLAUCH 6X9 MM PER METER	PVC-HOSE 6X9 MM PER METER	0,25
8	590.07.008.044	TANKVERSCHL.KPL.KLEIN EUROPA	FILLER CAP CPL. SMALL EUROPE	1
9	490.07.009.000	DICHTUNG FÜR TANKVERSCHLUSS	GASKET FOR FILLER CAP	1
11	503.07.011.000	SCHRAUBE SITZBANKBEF. '98	SCREW SEAT FASTENING '98	1
013*	590.07.113.000	BENZINTANK KPL.7,5L.RAC.SX2001	FUEL TANK CPL.7,5L. RAC.SX2001	1
14	503.07.014.000	TANKROLLE 12X26X12 '98	TANK ROLLER 12X26X12 '98	3
15*	590.03.001.055	TANKROLLE BEFESTIGUNGSBÜCHSE	SUPPORT BUSHING TANKROLLER	2
16	590.07.016.000	BENZINFORMSCHLAUCH 7,5X13MM	FUEL HOSE 7,5X13MM	1
17	580.31.005.000	YDNAC KLAMMER 10128 12MM	CLAMP YDNAC 10128 12MM	2
18	0017 060203	SONDERSCHRAUBE T60 6X20	SPECIAL SCREW T60 6X20	10
22	510.30.022.000	WINKELSTÜCK 90 GRAD M10X1	ANGLE PIECE 90 DEGREE M10X1	1
40*	503.07.140.000	SITZBANK SX 2001	SEAT SX 2001	1
040*	503.07.140.050	SITZBANKÜBERZUG SX 2001	SEAT COVER SX 2001	1
41	503.08.041.000/90	SEITENVERKL. LINKS SILBER '98	SIDE COVER L/S SILVER '98	1
—	503.08.042.000/90	SEITENVERKL. RECHTS SILBER '98	SIDE COVER R/S SILVER '98	1
42	503.07.041.000	SITZBANKHALTEWINKEL LI/RE '98	SEAT BRACKET L/S-R/S '98	2
43	503.08.042.055	GUMMI FÜR SEITENVERKLEIDUNG '98	RUBBER FOR SIDE COVER '98	2
50*	503.08.150.000/04	SPOILER LINKS ORANGE SX 2001	SPOILER L/S ORANGE SX 2001	1
—*	503.08.151.000/04	SPOILER RECHTS ORANGE SX 2001	SPOILER R/S ORANGE SX 2001	1
52	503.08.052.000	BÜCHSE FÜR SPOILER 6X11X16X5	BUSH FOR SPOILER 6X11X16X5	6
60	0015 060163	SK.BUNDSCHRAUBE M 6X16 SW=8	HH COLLAR SCREW M 6X16 WS=8	6
62	0015 060123	SK.BUNDSCHRAUBE M 6X12 SW=8	HH COLLAR SCREW M 6X12 WS=8	1
63*	0015 060453	SK.BUNDSCHRAUBE M 6X45 SW=8	HH COLLAR SCREW M 6X45 WS=8	2
80	590.29.099.000	BORDWERKZEUG RACING 2000	TOOL SET RACING 2000	1



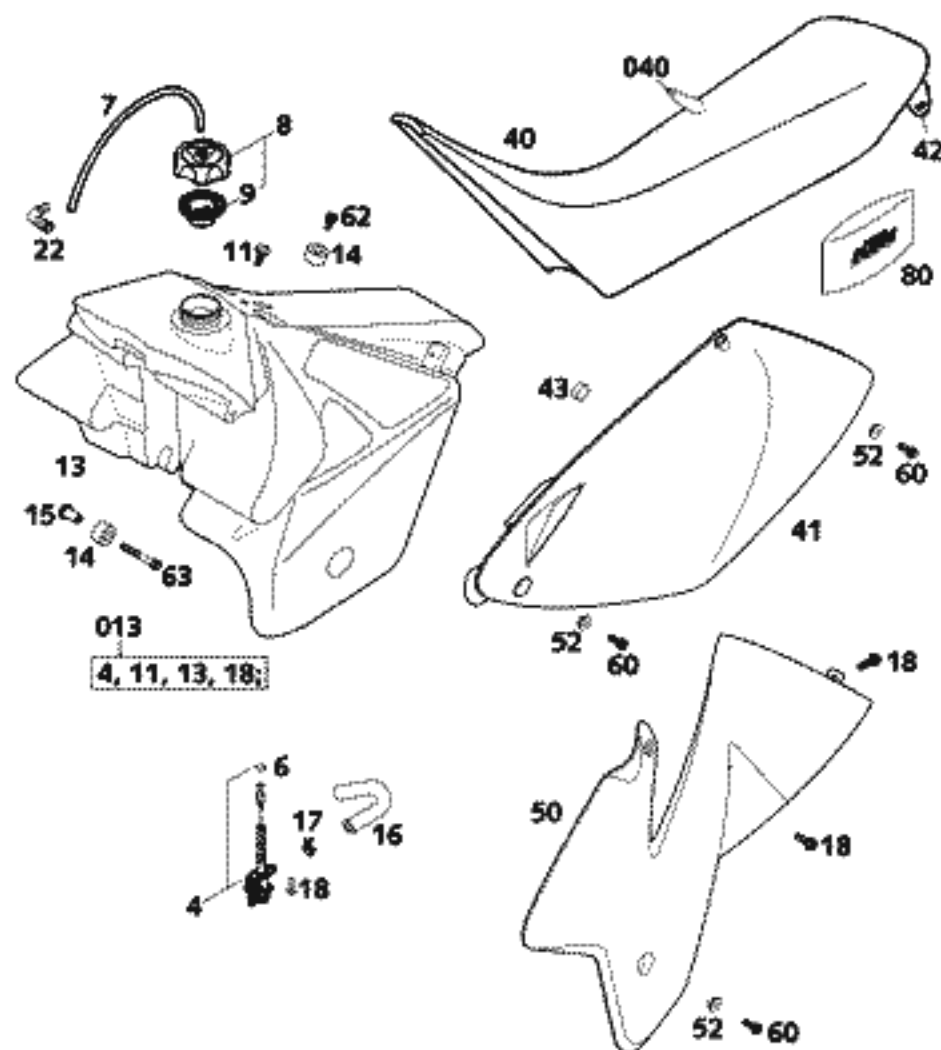


FIG	TEILNR/PARTNR	BEZEICHNUNG	DESCRIPTION	QTY
4	583.07.105.200	BENZINHAHN KPL. OFF-ON-RES	FUEL COCK CPL. OFF-ON-RES	1
6	550.07.006.200	O-RING 11X1,8 NBR 70	O-RING 11X1,8 NBR 70	1
7	310.07.107.001	PVC-SCHLAUCH 6X9 MM PER METER	PVC-HOSE 6X9 MM PER METER	0,25
8	590.07.008.044	TANKVERSCHL.KPL.KLEIN EUROPA	FILLER CAP CPL. SMALL EUROPE	1
9	490.07.009.000	DICHTUNG FÜR TANKVERSCHLUSS	GASKET FOR FILLER CAP	1
11	503.07.011.000	SCHRAUBE SITZBANKBEF. '98	SCREW SEAT FASTENING '98	1
013*	590.07.013.200	BENZINTANK KPL. 14L. NAT. 2001 400/520 MXC RACING	FUEL TANK CPL. 14L. NAT. 2001 400/520 MXC RACING	1
013*	590.07.013.300	BENZINTANK KPL. 9L. NAT. 2001 400/520 EXC RACING	FUEL TANK CPL. 9L. NAT. 2001 400/520 EXC RACING	1
14	503.07.014.000	TANKROLLE 12X26X12 '98	TANK ROLLER 12X26X12 '98	3
15	590.03.001.055	TANKROLLE BEFESTIGUNGSBÜCHSE	SUPPORT BUSHING TANKROLLER	2
16	590.07.016.000	BENZINFORMSCHLAUCH 7,5X13MM	FUEL HOSE 7,5X13MM	1
17	580.31.005.000	YDNAC KLAMMER 10128 12MM	CLAMP YDNAC 10128 12MM	2
18	0017 060203	SONDERSCHRAUBE T60 6X20	SPECIAL SCREW T60 6X20	8
22	510.30.022.000	WINKELSTÜCK 90 GRAD M10X1	ANGLE PIECE 90 DEGREE M10X1	1
40*	503.07.040.400	SITZBANK EXC 2001 400/520 EXC RACING	SEAT EXC 2001 400/520 EXC RACING	1
40*	503.07.040.500	SITZBANK MXC 2001 400/520 MXC RACING	SEAT MXC 2001 400/520 MXC RACING	1
040*	503.07.040.450	SITZBANKÜBERZUG EXC 2001 400/520 EXC RACING	SEAT COVER EXC 2001 400/520 EXC RACING	1
040*	503.07.040.550	SITZBANKÜBERZUG MXC 2001 400/520 MXC RACING	SEAT COVER MXC 2001 400/520 MXC RACING	1
41	503.08.041.000/90	SEITENVERKL. LINKS SILBER '98	SIDE COVER L/S SILVER '98	1
—	503.08.042.000/90	SEITENVERKL. RECHTS SILBER '98	SIDE COVER R/S SILVER '98	1
42	503.07.041.000	SITZBANKHALTEWINKEL L/R '98	SEAT BRACKET L/S-R/S '98	2
43	503.08.042.055	GUMMI FÜR SEITENVERKLEIDUNG '98	RUBBER FOR SIDE COVER '98	2
50*	503.08.050.100/04	SPOILER LINKS ORANGE EXC 2001	SPOILER L/S ORANGE EXC 2001	1
—*	503.08.051.100/04	SPOILER RECHTS ORANGE EXC 2001	SPOILER R/S ORANGE EXC 2001	1
52	503.08.052.000	BÜCHSE FÜR SPOILER 6X11X16X5	BUSH FOR SPOILER 6X11X16X5	6
60	0015 060163	SK.BUNDSCHRAUBE M 6X16 SW=8	HH COLLAR SCREW M 6X16 WS=8	6
62	0015 060123	SK.BUNDSCHRAUBE M 6X12 SW=8	HH COLLAR SCREW M 6X12 WS=8	1
63	0015 060453	SK.BUNDSCHRAUBE M 6X45 SW=8	HH COLLAR SCREW M 6X45 WS=8	2
80	590.29.099.000	BORDWERKZEUG RACING 2000	TOOL SET RACING 2000	1

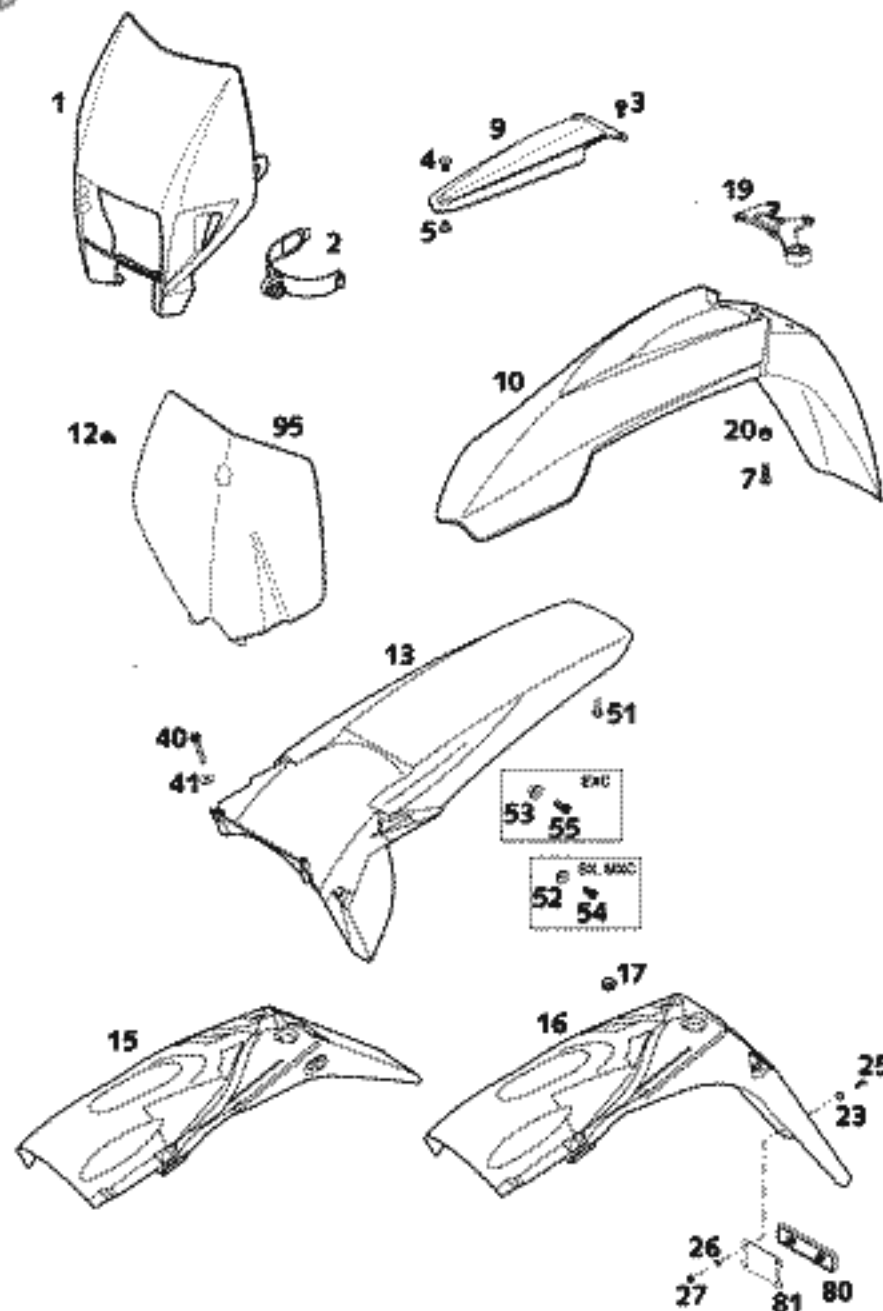
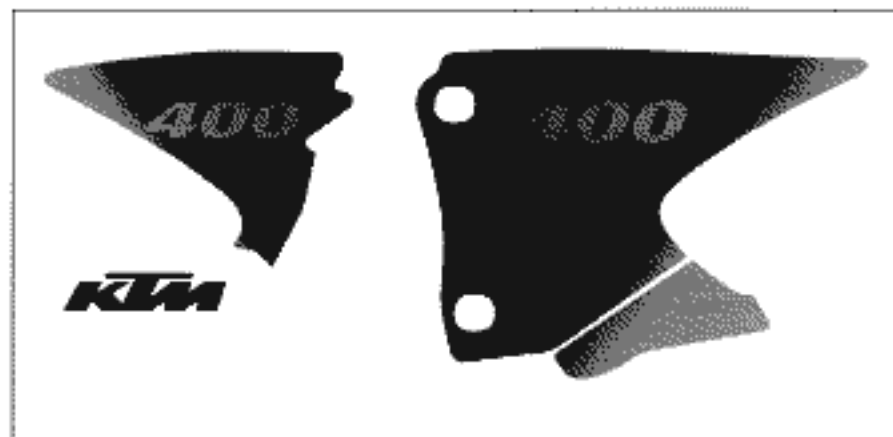
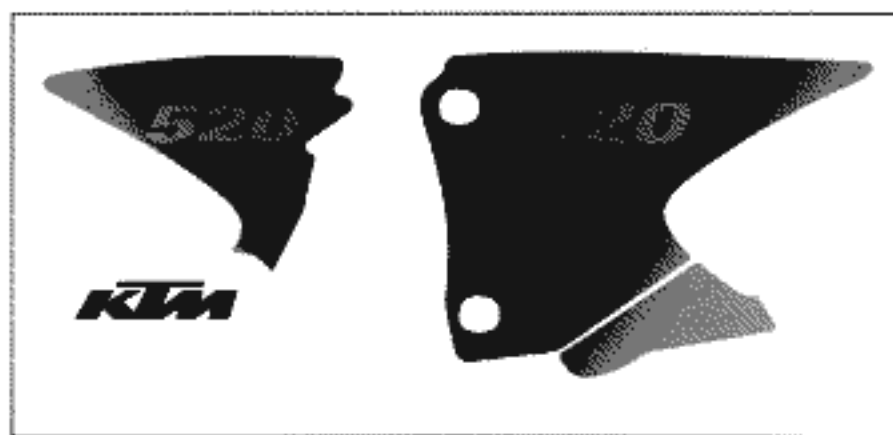


FIG	TEILNR/PARTNR	BEZEICHNUNG	DESCRIPTION	QTY
1	503.08.001.000/04	SCHEIN.MASKE ORANGE EXC/EGS'99	H.LIGHT MASK ORANGE EXC/EGS'99	1
2	502.11.086.000	MASKENGUMMI UFO WP '95	MASK RUBBER UFO WP '95	2
3	0014 060153	SK.BUNDSCHRAUBE M 6X15 SW=8	HH COLLAR SCREW M 6X15 WS=8	2
4	503.08.009.050	SCHRAUBE KOTFL.STR.M8X9 SW=17	SCREW FEND.BRACE M8X9 WS=17	1
5	503.08.009.051	MUTTER KOTFL.STR. M8 SW=17	NUT FENDER BRACE M8 WS=17	1
7	0014 060203	SK.BUNDSCHRAUBE M 6X20 SW=8	HH COLLAR SCREW M 6X20 WS=8	4
9	503.08.009.100	KOTFLÜGELSTREBE SCHWARZ '99	FENDER BRACE BLACK '99	1
10	503.08.010.100/04	KOTFLÜGEL VORNE ORANGE '99	FENDER FRONT ORANGE '99	1
12	0014 060103	SK.BUNDSCHRAUBE M 6X10 SW=8	HH COLLAR SCREW M 6X10 WS=8	1
13	503.08.013.000/90	KOTFLÜGEL HINTEN SX SILBER '98 400/520 SX, MXC RACING	REAR FENDER SX SILVER '98 400/520 SX, MXC RACING	1
13	503.08.013.100/90	KOTFLÜGEL HINTEN EXC SILBER 400/520 EXC RACING	REAR FENDER EXC SILVER '98 400/520 EXC RACING	1
15	503.08.015.000	NUMMERTAFELTRÄGER 2T EXC '98 400/520 EXC RACING USA	NUMBER PLATE CARRIER EXC '98 400/520 EXC RACING USA	1
16	503.08.015.100	NUMMERTAFELTRÄGER 2T EGS '98 400/520 EXC RACING	NUMBER PLATE CARRIER EGS '98 400/520 EXC RACING	1
17	310.08.060.000	KABELTÜLLE D=8MM OFFEN	RUBBER SLEEVE D=8MM OPEN	1
19	590.08.019.000	BREMSSCHLAUCHFÜHRUNG 2000	BRAKE HOSE GUIDE 2000	1
20	502.08.020.000	DISTANZBÜCHSE 7X10X7,5	SPACER BUSHING 7X10X7,5	4
23	400.06.006.000	FASSONSCHLEIBE 6MM	WASHER 6MM	2
25	0966 050163	LI.SENKSCHRAUBE DIN0966-M 5X16	OVAL HEAD SCREW DIN0966-M 5X16	2
26	0125 050003	UNTERLEGSCHLEIBE DIN0125-A 5,0	WASHER DIN0125-A 5,0	2
27	0985 050003	SS.MUTTER DIN0985-M 5	SELF LOCKING NUT DIN0985-M 5	2
40	0017 060403	SONDERSCHRAUBE T60 6X40	SPECIAL SCREW T60 6X40	2
41	0125 060003	UNTERLEGSCHLEIBE DIN0125-A 6,4	WASHER DIN0125-A 6,4	2
51	0017 060203	SONDERSCHRAUBE T60 6X20	SPECIAL SCREW T60 6X20	2
52	503.08.052.100	BÜCHSE F.KOTFLÜGEL 6X11X20X5	BUSH FOR FENDER 6X11X20X5	2
53	503.08.053.100	BÜCHSE F.NUM.TRÄG. 6X11X22X9,5	BUSH F.NUM.PL.CAR. 6X11X22X9,5	2
54	0015 060123	SK.BUNDSCHRAUBE M 6X12 SW=8	HH COLLAR SCREW M 6X12 WS=8	2
55	0015 060163	SK.BUNDSCHRAUBE M 6X16 SW=8	HH COLLAR SCREW M 6X16 WS=8	2
80	584.12.080.000	RÜCKSTRAHLER ROT LC4 '98	REFLECTOR RED LC4 '98	1
81	584.12.080.050	HALTERUNG FÜR RÜCKSTRAHLER	BRACKET FOR REFLECTOR	1
95	503.08.007.000/04	STARTNUMMERTAFEL ORANGE SX '99	NUMBER PLATE ORANGE SX '99	1

FIG	TEILNR/PARTNR	BEZEICHNUNG		DESCRIPTION	QTY
2*	590.08.092.000	DEKORSATZ 400	2001	DISPLACEM. DECAL 400 RAC. 2001	1
4*	590.08.092.100	DEKORSATZ 520	2001	DISPLACEM. DECAL 520 RAC. 2001	1


2

4

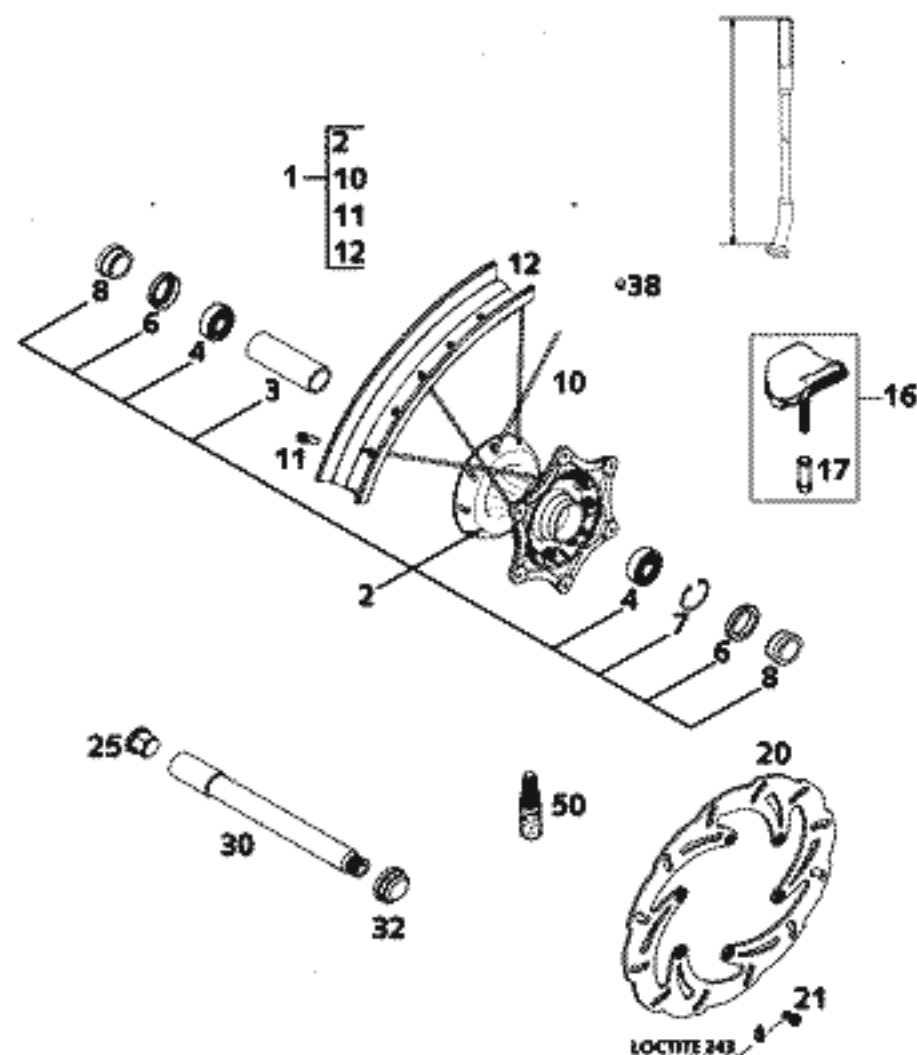


FIG	TEILNR/PARTNR	BEZEICHNUNG	DESCRIPTION	QTY
1	503.09.001.044	VORDERRAD 1,6X21" EXCEL SX 2000	FRONTWHEEL 1,6X21" EXCEL SX2000	1
1	503.09.001.144	VORDERRAD 1,6X21" DID SX 2000	FRONTWHEEL 1,6X21" DID SX 2000	1
2	503.09.010.044	VORDERRADNABE KPL. SX 2000	FRONT HUB CPL. SX 2000	1
3	503.09.011.000	LAGERDISTANZROHR 20,5X25X80,3	BEAR. SPACERTUBE 20,5X25X80,3	1
4	0625 069047	RILLENKUGEL. NSK 6904 2RSRC3	GROOV.BALL BEAR.NSK6904 2RSRC3	2
6	0760 263770	WELLENDICHTRING 26X37X7 ASL	SHAFT SEAL RING 26X37X7 ASL	2
7	0472 037154	SICHERUNGSRING DIN0472-37X1,5	LOCK RING DIN0472-37X1,5	1
8	503.09.012.000	DISTANZBÜCHSE 20X26X27,8 2000	SPACER BUSHING 20X26X27,8 2000	2
10	503.09.071.230	SPEICHE M4,5X230-15G 21" DDE	SPOKE M4,5X230-15G 21" DDE	36
11	503.09.072.000	SPEICHENNIPPEL M4,5X0,75 BX21	SPOKE NIPPLE M4,5X0,75 BX21	36
12	546.09.070.100	FELGE VORNE 1,6 X 21" EXCEL	FRONT RIM 1,6 X 21" EXCEL	1
12	546.09.070.200	FELGE VORNE 1,6X21" DID	FRONT RIM 1,6X21" DID	1
16	510.09.100.100	REIFENHALTER VM1 (1,60")	RIM LOCK VM1 (1,60")	1
17	503.10.090.050	MUTTER FÜR REIFENHALTER '96	NUT WHEEL HOLDER '96	1
20	503.09.060.000	BREMSSCHEIBE VO. D=260MM 2000	BRAKE DISC FRONT D=260MM 2000	1
21*	590.09.062.013	SONDERSCHRAUBE M6 SW8	SPECIAL SCREW M6 SW8	6
25	503.09.081.150	HALTEGRIF F. STECKACHSE SW=21	HANDLE FOR FRONT AXLE WS=21	1
30*	503.09.081.200	STECKACHSE VO.USD43 185MM 2001	SWINGARM BOLT USD43 185MM 2001	1
32*	503.09.082.100	ACHSMUTTER VORNE M16X1,5/SW27	AXLE NUT FRONT M16X1,5/SW27	1
38	550.03.135.000	BLINDSTOPFEN FÜR FELGE	PLUG FOR RIM	X
50	6 899 785	LOCTITE 243 BLAU 6CCM	LOCTITE 243 BLUE 6CCM	1

FIG	TEILNR/PARTNR	BEZEICHNUNG	DESCRIPTION	QTY
1	503.09.001.244	VORDERRAD 1,6X21" DID EXC 2000	FRONTWHEEL 1,6X21" DID EXC 2000	1
2	503.09.010.144	VORDERRADNABE KPL. EXC 2000	FRONT HUB CPL. EXC 2000	1
3	503.09.011.100	LAGERDISTANZROHR 20,5X25X63,3	BEAR. SPACERTUBE 20,5X25X63,3	1
4	0625 069047	RILLENKUGELL. NSK 6904 2RSRC3	GROOV.BALL BEAR.NSK6904 2RSRC3	2
6	0760 263770	WELLENDICHTRING 26X37X7 ASL	SHAFT SEAL RING 26X37X7 ASL	1
7	0472 037154	SICHERUNGSRING DIN0472-37X1,5	LOCK RING DIN0472-37X1,5	1
8	503.09.012.000	DISTANZBÜCHSE 20X26X27,8 2000	SPACER BUSHING 20X26X27,8 2000	1
9	0760 405270	WELLENDICHTRING 40X52X7 B	SHAFT SEAL RING 40X52X7 B	1
10	503.09.071.230	SPEICHE M4,5X230-15G 21" DDE	SPOKE M4,5X230-15G 21" DDE	36
11	503.09.072.000	SPEICHENNIPPEL M4,5X0,75 BX21	SPOKE NIPPLE M4,5X0,75 BX21	36
12	546.09.070.200	FELGE VORNE 1,6X21" DID	FRONT RIM 1,6X21" DID	1
13	581.11.054.000	SCHEIBE 40 X 52 X 0,15 '92	WASHER 40 X 52 X 0,15 '92	1
16	510.09.100.100	REIFENHALTER VM1 (1,60")	RIM LOCK VM1 (1,60")	1
17	503.10.090.050	MUTTER FÜR REIFENHALTER '96	NUT WHEEL HOLDER '96	1
20	503.09.060.000	BREMSSCHEIBE VO. D=260MM 2000	BRAKE DISC FRONT D=260MM 2000	1
21*	590.09.062.013	SONDERSCHRAUBE M6X13 SW8 10.9	SPECIAL SCREW M6X13 WS8 10.9	6
24	503.09.019.100	DISTANZBÜCHSE F.VORDERRAD MXC	SPACER BUSHING FOR FRONT WHEEL	X
25	503.09.081.150	HALTEGRIFF F. STECKACHSE SW=21	HANDLE FOR FRONT AXLE WS=21	1
30*	503.09.081.200	STECKACHSE VO.USD43 185MM 2001	SWINGARM BOLT USD43 185MM 2001	1
32*	503.09.082.100	ACHSMUTTER VORNE M16X1,5/SW27	AXLE NUT FRONT M16X1,5/SW27	1
38	550.03.135.000	BLINDSTOPFEN FÜR FELGE	PLUG FOR RIM	X
40	503.14.050.000	TACHOANTRIEB 748220 (3.0) 2000	SPEEDOMETER DRIVE 748220 (3.0)	1
41	503.14.053.000	MITNEHMER F. TACHOANTRIEB 2000	DRIV.DOG F.SPEEDOM.DRIVE 2000	1
50	6 899 785	LOCTITE 243 BLAU 6CCM	LOCTITE 243 BLUE 6CCM	1

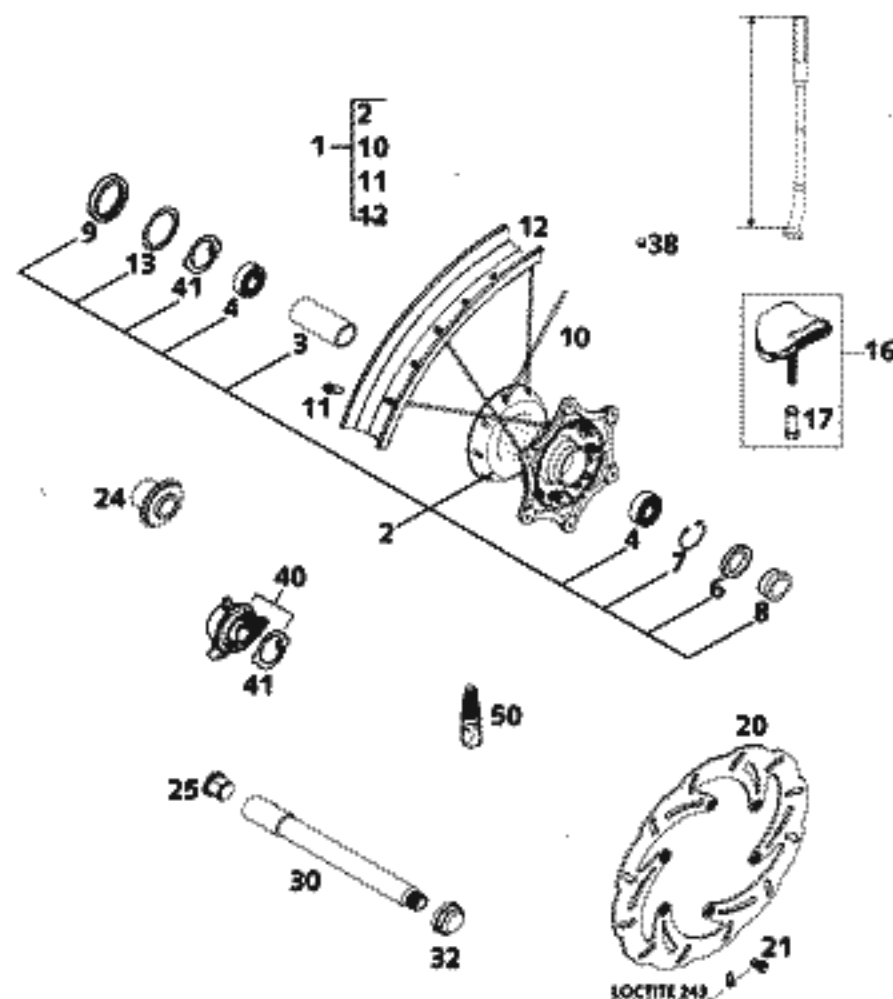
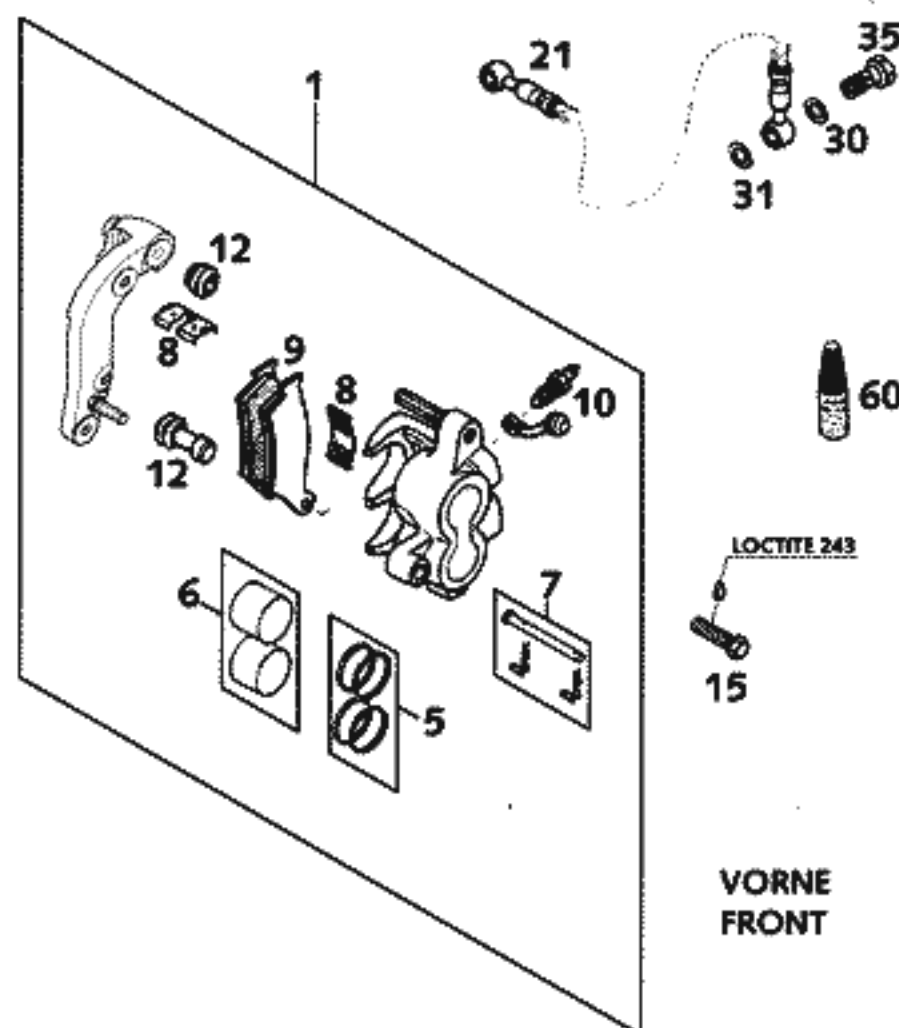


FIG	TEILNR/PARTNR	BEZEICHNUNG	DESCRIPTION	QTY
1	590.13.015.144	BREMSZANGE VO.KPL.BREMBO 2000	BRAKECALIPER FRONT BREMBO 2000	1
5	546.13.205.000	REP.SATZ 28MM	REPAIR KIT 28MM	1
6	546.13.206.000	REP.SATZ KOLBEN 28MM	REPAIR KIT PISTON 28MM	1
7	546.13.210.100	BOLZEN KPL. 6X56	BOLT CPL. 6X56	1
8	546.13.212.000	HALTEBLECHE GARNITUR BREMBO	RETAINING PLATE SET BREMBO	1
9	503.13.030.000	GARN.BREMSKLÖTZE TOSHIBA H38	BRAKE PAD SET TOSHIBA H38	X
9	546.13.209.044	GARN. BREMSKLÖTZE FERODO ID450	BRAKE PAD SET FERODO ID450	X
9	503.13.030.100	GARN.BREMSKLÖT. TOSHIBA TT2701	BRAKE PAD SET TOSHIBA TT2701	1
10	545.13.214.000	ENTLÜFTUNGSSCHRAUBE M10X1	BLEEDER SCREW M10X1 -	1
12	546.13.218.000	MANSCHETTENSATZ	CUP SET SHORT	1
15	0015 080350	SK.BUNDSCHRAUBE M 8X35 M.SICH.	HH COLLAR SCREW M 8X35 W.LOCK	2
21	590.13.010.000	BREMSSCHL. VO. 1235MM SX 2000 400/520 SX RACING	BRAKEHO. FRONT 1235MM SX 2000 400/520 SX RACING	1
21	590.13.011.000	BREMSSCHL. VO. 1300MM EXC 2000 400/520 EXC RACING	BRAKEHO. FRONT 1300MM EXC 2000 400/520 EXC RACING	1
30	420.13.226.000	CU-DICHTRING DIN7603-10X16X1	CU-SEAL RING DIN7603-10X16X1	2
31	420.13.026.000	CU-DICHTRING DIN7603-10X16X1,5	CU-SEAL RING DIN7603-10X16X1,5	2
35	502.13.025.000	HOHLSCHRAUBE M10X1X19	HOLLOW SCREW M10X1X19	1
60	6 899 785	LOCTITE 243 BLAU 6CCM	LOCTITE 243 BLUE 6CCM	1



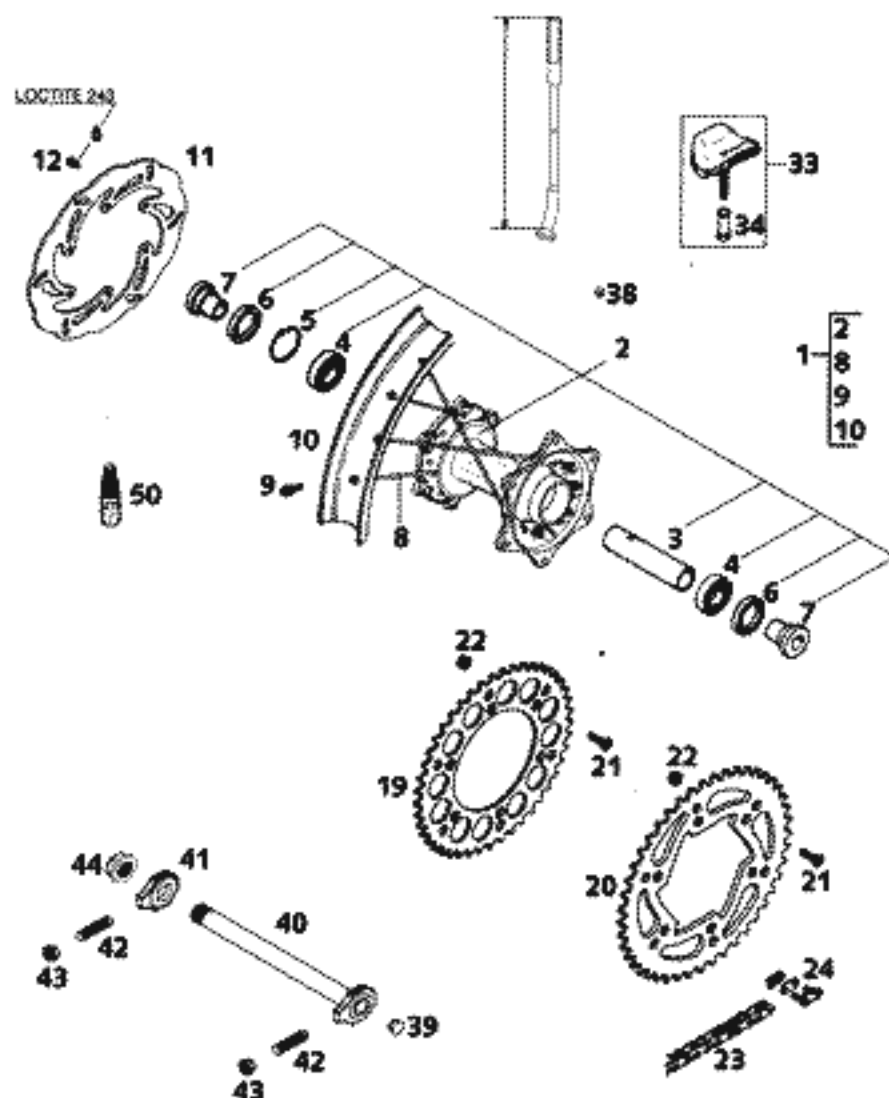
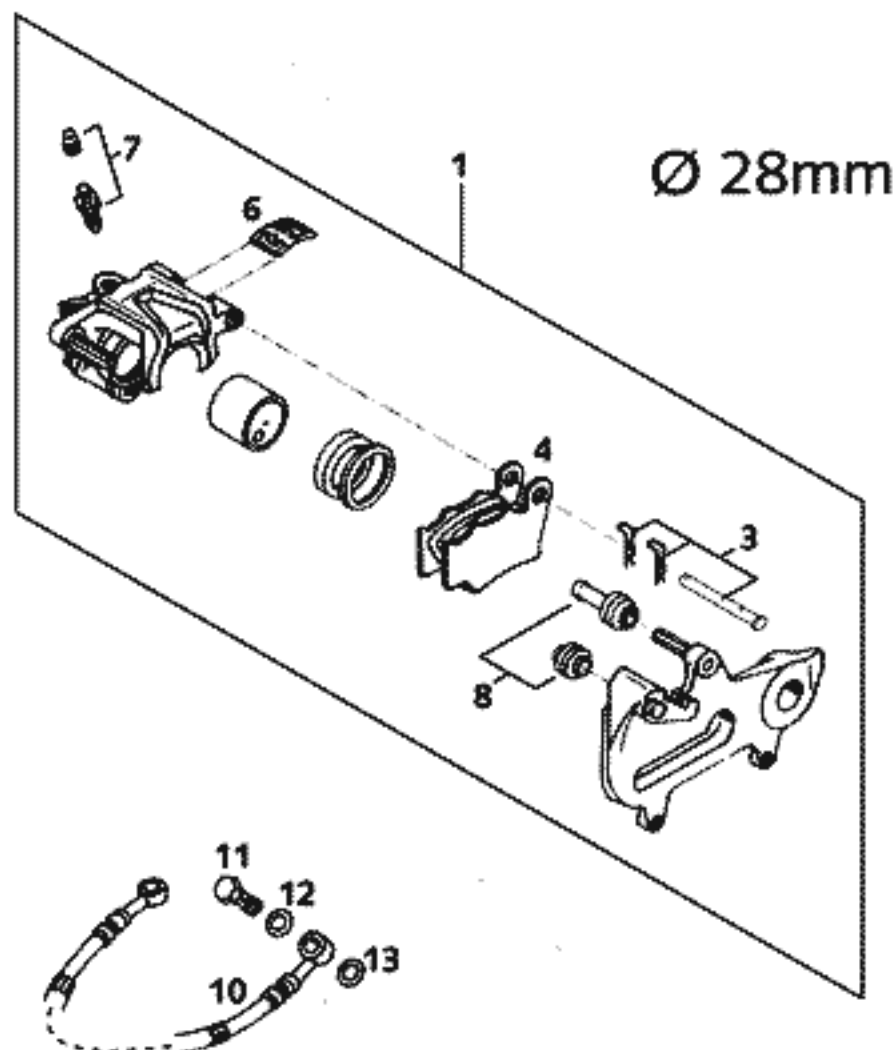


FIG	TEILNR/PARTNR	BEZEICHNUNG	DESCRIPTION	QTY
1	503.10.001.144	HINTERR.KPL.2.15X19"EXCEL 2000 400/520 SX RACING	R.WHEEL CPL.2.15X19"EXCEL 2000 400/520 SX RACING	1
1	503.10.001.244	HINTERRAD KPL.2.15X18"DID 2000 400/520 EXC RACING	REARWHEEL CPL.2.15X18"DID 2000 400/520 EXC RACING	1
2	503.10.010.044	HINTERRADNABE KPL.125-380 2000	REARWHEEL HUB CPL.125-380 2000	1
3	565.10.011.000	LAGERDISTANZROHR 121,5 MM	BEARING SPACER TUBE 121,5MM	1
4	0625 060058	RILLENKUGELLAGER 6005 2RSR.C3	GROOVED BALL BEAR. 6005 2RS C3	2
5	0472 047175	SICHERUNGSRING DIN0472-47X1,75	CIRCLIP DIN0472-47X1,75	1
6	0760 324771	WELLENDICHTRING 32X47X7 BSL	SHAFT SEAL RING 32X47X7 BSL	2
7	546.10.016.000	BÜCHSE FÜR NABE	BUSHING FOR HUB	2
8	503.10.071.207	SPEICHE M5X207-10G 19" DDE	SPOKE M5X207-10G 19" DDE	36
8	503.10.071.197	SPEICHE M5X197-10G 18" DDE	SPOKE M5X197-10G 18" DDE	36
9	583.09.072.000	STAHLNIPPEL M5 VERCHROMT	STEEL NIPPLE M5 CHROME PLATED	36
10	546.10.070.100	FELGE HINTEN 2,15X19" EXCEL	REAR RIM 2,15X19" EXCEL	1
10	546.10.070.300	FELGE HINTEN 2,15X18" DID	REAR RIM 2,15X18" DID	1
11	503.10.060.000	BREMSSCHEIBE HINT.D=220MM 2000	BRAKE DISC REAR D=220MM 2000	1
12*	590.09.062.013	SONDERSCHRAUBE M6X13 WS8 10.9	SPECIAL SCREW M6X13 WS8 10.9	6
19	583.10.051.038	KETTENRAD 38-Z	REAR SPROCKET 38-T	X
19	583.10.151.040	KETTENRAD 40-Z	REAR SPROCKET 40-T	X
19	583.10.051.042	KETTENRAD 42-Z	REAR SPROCKET 42-T	X
19	583.10.151.045	KETTENRAD 45-Z	REAR SPROCKET 45-T	X
20	583.10.151.048	KETTENRAD 48-Z	REAR SPROCKET 48-T	1
20	583.10.151.050	KETTENRAD 50-Z	REAR SPROCKET 50-T	1
20	583.10.151.052	KETTENRAD 52-Z	REAR SPROCKET 52-T	1
21	545.10.052.100	KETTENRADSCHR.-ISK M8X26 10.9	SPROCKET SCREW-AH M8X26 10.9	6
22	543.10.086.200	STOVER-FLANSCHMUTTER M8 10.9	SELF LOCKING NUT M8 10.9	6
23	500.10.065.100	O-RING KETTE 5/8X1/4" DID 118 ROLLEN	O-RING CHAIN 5/8X1/4" DID 118 ROLLS	1
23	500.10.065.101	O-R.KETTE 5/8X1/4"/M M.SCHLOß	O-R.CHAIN 5/8X1/4"/M W.LINK	X
24	500.10.066.100	KETTENSCHLOSS 5/8X1/4" O-RING	MASTER LINK 5/8X1/4" O-RING	1
33	540.10.100.100	REIFENHALTER VM3 (2.15")	RIM LOCK VM3 (2.15")	1(2)
34	503.10.090.050	MUTTER FÜR REIFENHALTER '96	NUT WHEEL HOLDER '96	1(2)
38	550.03.135.000	BLINDSTOPFEN FÜR FELGE	PLUG FOR RIM	X
39	502.10.086.000	ABDECKKAPPE SFL16	COVERING CAP SFL16	1
40	503.10.085.044	STECKACHSE HINT.KPL.265MM 2000	AXLE REAR CPL. 265MM 2000	1
41	503.10.084.000	KETTENSPIANNER RECHTS 2000	CHAIN TENSIONER R/S 2000	1
42	503.04.040.000	SCHRAUBE M10X1,25 SW=10 2000	SPECIAL SCREW M10X1,25 WS=10	2
43	584.14.030.000	SK-BUNDMUTTER M10X1,25 SW=13	HH COLLAR NUT M10X1,25 WS=13	2
44	503.10.099.000	SK-MUTTER M20X1,5 '98	HEXAGON NUT M20X1,5 '98	1
50	6 899 785	LOCTITE 243 BLAU 6CCM	LOCTITE 243 BLUE 6CCM	1

FIG	TEILNR/PARTNR	BEZEICHNUNG	DESCRIPTION	QTY
1*	503.13.080.144	BREMSZANGE HINTEN KPL. 2001	BRAKE CALIPER REAR CPL. 2001	1
3	503.13.082.000	BOLZENSATZ FÜR BREMSZANGE	BOLT SET F. BRAKE CALIPER	1
4	546.13.309.200	GARN. BREMSKLÖTZE FERODO ID450	BRAKE PAD SET FERODO ID450	X
4	546.13.309.300	GARN. BREMSKLÖTZE SINTER	BRAKE PAD SET SINTER	X
4	546.13.309.400	GARN. BREMSKLÖTZE FERRIT222	BRAKE PAD SET FERRIT222	X
4*	503.13.090.000	GARN.BREMSKLÖTZE TOSHIBA H38	BRAKE PAD SET TOSHIBA H38	1
6	546.13.311.200	HALTEFEDER SET	RETAINING SPRING SET	1
7*	503.13.020.000	ENTLÜFTUNGSSCHRAUBE M10X1 2001	BLEEDER SCREW M10X1 2001	1
8	546.13.218.000	MANSCHETTENSATZ	CUP SET SHORT	1
10	503.13.070.000	BREMSSCHL.HI. 590MM 125-380'98	BRAKE HOSE RE.590MM 125-380'98	1
11	502.13.025.000	HOHLSCHRAUBE M10X1X19	HOLLOW SCREW M10X1X19	1
12	420.13.226.000	CU-DICHTRING DIN7603-10X16X1	CU-SEAL RING DIN7603-10X16X1	1
13	420.13.026.000	CU-DICHTRING DIN7603-10X16X1,5	CU-SEAL RING DIN7603-10X16X1,5	1



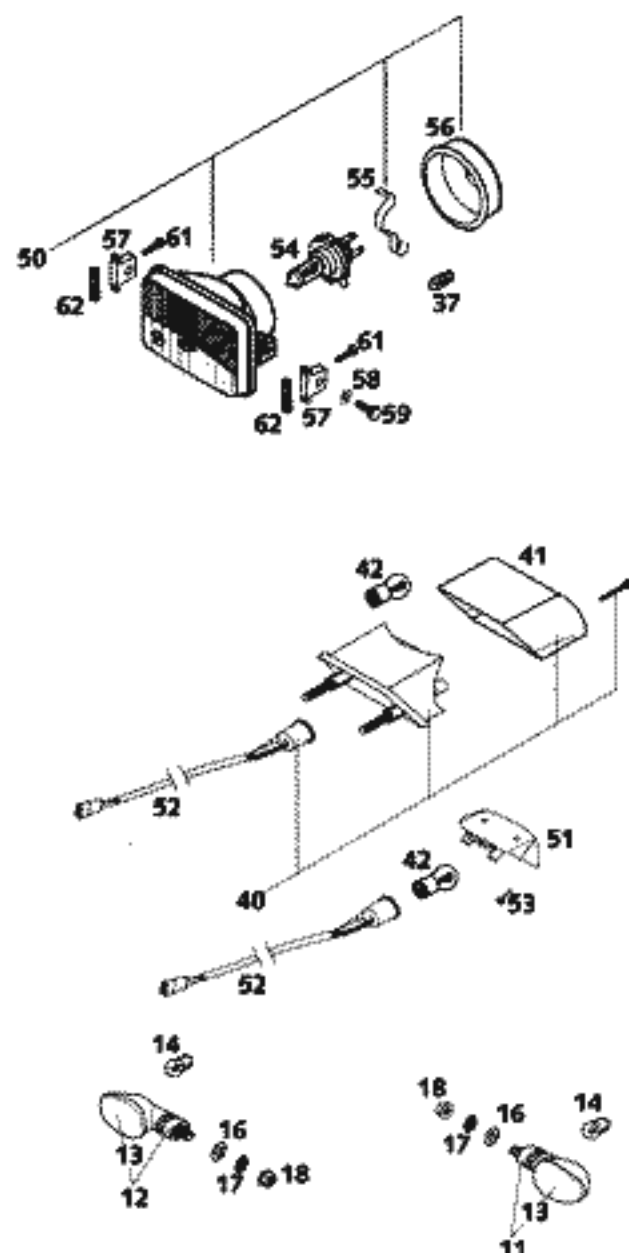


FIG	TEILNR/PARTNR	BEZEICHNUNG	DESCRIPTION	QTY
11	584.14.025.000/30	BLINKER KPL. VO.LI./HI.RE. '99 SCHWARZ	FLASHER CPL.FRONT L/S REAR R/S BLACK	2
12	584.14.026.000/30	BLINKER KPL. VO.RE./H.L.L. '99 SCHWARZ	FLASHER CPL.FRONT R/S REAR L/S BLACK	2
13	584.14.028.000	LEUCHTHAUBE LINKS & RECHTS '98	FLASHER LENS L/S & R/S '98	4
14	441.11.015.100	LAMPE 12V 10W (BA15S)	BULB 12V 10W (BA15S)	4
16	0125 100003	UNTERLEGSCHIBE DIN0125-A10,5	WASHER DIN0125-A10,5	4
17	0797 100003	ZAHNSCHIBE DIN6797-J10,5 ZI	LOCK WASHER DIN6797-J10,5 ZI	4
18	584.14.030.000	SK-BUNDMUTTER M10X1,25 SW=13	HH COLLAR NUT M10X1,25 WS=13	4
37	490.11.435.000	LAMPE 12V 5W (W2,1X9,5D)	BULB 12V 5W (W2,1X9,5D)	1
40	503.14.040.100	RÜCKLICHT KPL. 125-380 EGS '98	REAR LIGHT CPL.125-380 EGS '98	1
41	503.14.041.100	LEUCHTHAUBE 125-380 EGS '98	REAR LIGHT LENS 125-380 EGS '98	1
42	584.14.042.000	LAMPE 12V 21/5W (BA15S)VERST.	BULB 12V 21/5W (BA15S)REINFOR.	1
50*	590.14.002.000	SCHEINWERF.186(RE)"1003202" 01 RECHTSVERKEHR „1003202-02“	HEAD LIGHT ECIE 186(RI)PLAS.01 RIGHT TRAFFIC „1003202-02“	1
50*	590.14.002.100	SCHEINWERF.186(LI)"1003203" 01 LINKSVERKEHR „1003203-L“	HEAD LIGHT ECIE 186(LE)PLAS.01 LEFT TRAFFIC „1003203-L“	1
51	503.14.041.000	LEUCHTHAUBE 125-380 EXC '98	REAR LIGHT LENS 125-380 EXC '98	1
52	503.11.076.000	KABELSTR.HINTERTEIL 125-380'98	WIRING HARNESS REAR 125-380'98	1
53	0017 060203	SONDERSCHRAUBE T60 6X20	SPECIAL SCREW T60 6X20	2
54	571.11.038.000	LAMPE H4 12V 60/55W (P43T)	BULB H4 12V 60/55W (P43T)	1
55*	490.11.436.100	LAMPENHALTESPANGE	BULB HOLDER	1
56	502.11.537.000	GUMMIKAPPE	RUBBER CAP	1
57*	584.14.010.100	SCHEINWERFERHALTERUNG 2001	HEAD LIGHT SUPPORT 2001	2
58	0125 060003	UNTERLEGSCHIBE DIN0125-A 6,4	WASHER DIN0125-A 6,4	2
59	0933 060203	SK.SCHRAUBE DIN0933-M 6X20	HH SCREW DIN0933-M 6X20	2
61	0016 040183	KUNSTSTOFFSCHR. KB40X18 WN1412	PLASTIC SCREW KB40X18 WN1412	4
62	502.11.410.050	SCHEINWERFERHALTERUNG '93	HEADLIGHT BRACKET '93	2

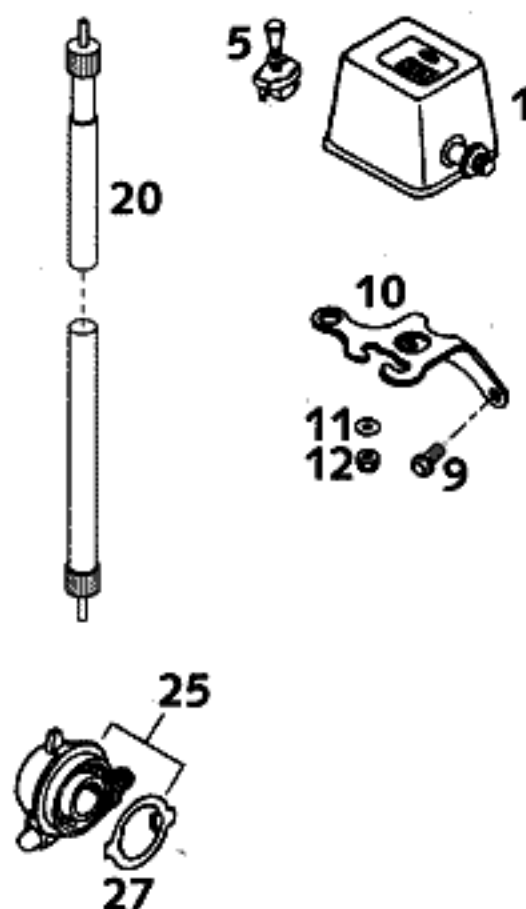


FIG	TEILNR/PARTNR	BEZEICHNUNG	DESCRIPTION	QTY
1	580.11.180.000	MEILENZÄHLER	ODOMETER	1
5	550.11.599.000	ZUGSCHALTER LOSE	PULL SWITCH LOOSE	1
9	0015 060123	SK.BUNDSCHRAUBE M 6X12 SW=8	HH COLLAR SCREW M 6X12 WS=8	2
10	546.11.120.200	TACHOHALTERUNG VDO/ODO '95	SPEEDOMETER BRACKET VDO/ODO'95	1
11	0125 040003	UNTERLEGSCHIEBE DIN0125-A 4,0	WASHER DIN0125-A 4,0	2
12	0985 040003	SS.MUTTER DIN0985-M 4	SELF LOCKING NUT DIN0985-M 4	2
20	584.14.055.200	TACHOWELLE M12/M12 960MM '99	SPEEDOM.CABLE M12/M12 960MM'99	1
25	503.14.050.000	TACHOANTRIEB 748220 (3.0) 2000	SPEEDOMETER DRIVE 748220 (3.0)	1
27	503.14.053.000	MITNEHMER F. TACHOANTRIEB 2000	DRIV.DOG F.SPEEDOM.DRIVE 2000	1

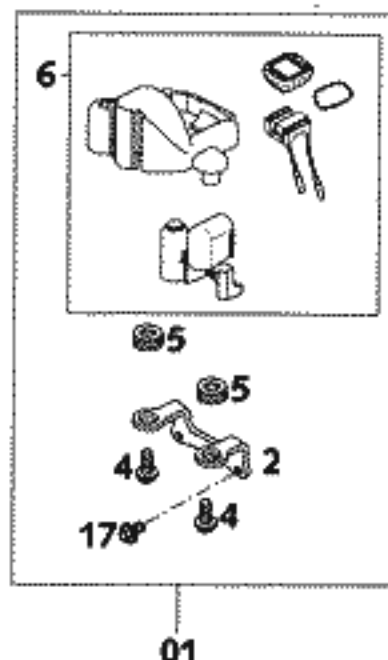
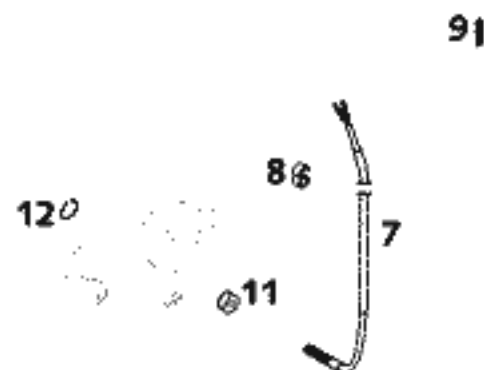
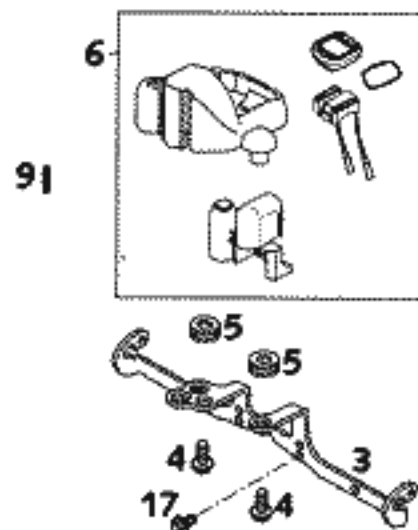
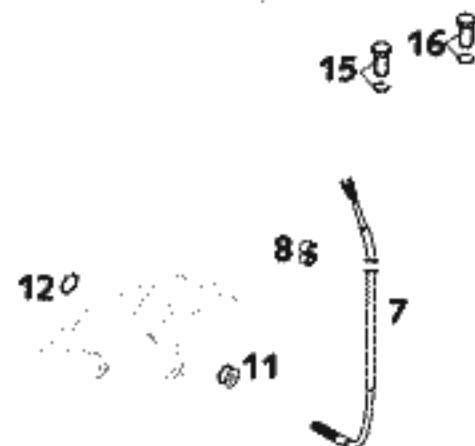


FIG	TEILNR/PARTNR	BEZEICHNUNG	DESCRIPTION	QTY
01	503.14.065.244	TACHOGEHÄUSE KPL. EXC GED. '99	SPEEDOMETER CASE CPL. EXC '99	1
2	503.14.060.000	TACHOHALTERUNG EXC SCHWARZ '99	SPEEDOMET.BRACKET EXC BLACK'99	1
3	503.14.061.100	TACHOHALTERUNG EGS '99	SPEEDOMET.BRACKET EGS '99	1
4	0016 050121	KUNSTSTOFFSCHR. KA50X12 PT1411 SCHWARZ	PLASTIC SCREW KA50X12 PT1411 BLACK	2
5	310.08.060.000	KABELTÜLE D=8MM OFFEN	RUBBER SLEEVE D=8MM OPEN	2
6	503.14.069.044	TACHO SIGMA SPORT 500 KPL. '99	SPEEDOM.SIGMASPORT 500 CPL '99	1
7	583.14.069.151	GEBERKABEL FÜR SIGMA 500 '98	CABLE FOR SIGMA 500 '98	1
8	550.11.022.100	ABSTANDHÄLTER D=6/8MM, SCHW.	CLAMP 6/8MM BLACK	3
9	491.11.425.000	LAMPE 12V 1,2W W2X4,6D	BULB 12V 1,2W (W2X4,6D)	2
11	503.14.069.050	GEBERMAGNET DIGITALTACHO 2000	MAGNET FOR DIGITALSPEEDOM.2000	1
12	0471 009104	SICHERUNGSR.DIN0471- 9X1 INOX	CIRCLIP DIN0471- 9X1 INOX	1
15	580.11.021.300	FERNLICHTKONTROLLEU. BLAU '98	H.BEAM INDICATOR LIGHT BLUE'98	1
16	580.11.024.300	BLINKERKONTROLLEUCHTE GRÜN '98	FLASHER INDICAT.LIGHT GREEN'98	1
17	0014 060103	SK.BUNDSCHRAUBE M 6X10 SW=8	HH COLLAR SCREW M 6X10 WS=8	2



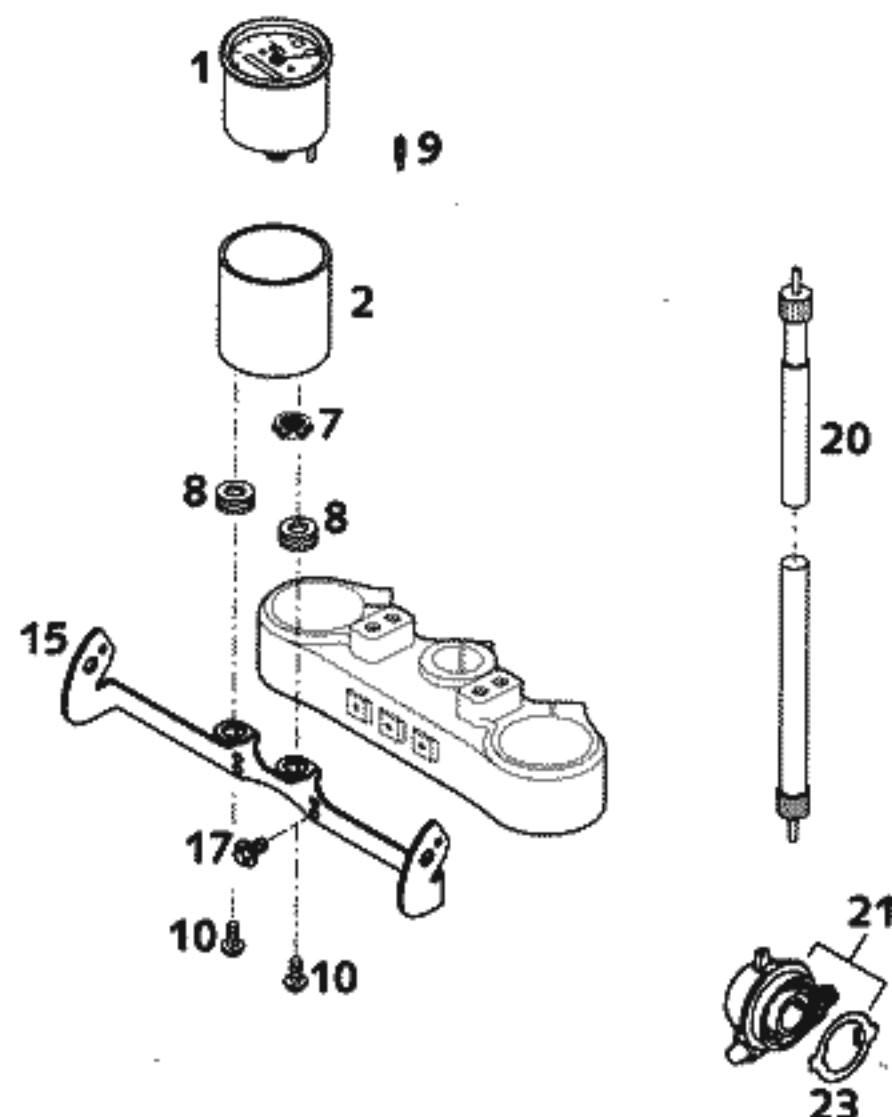
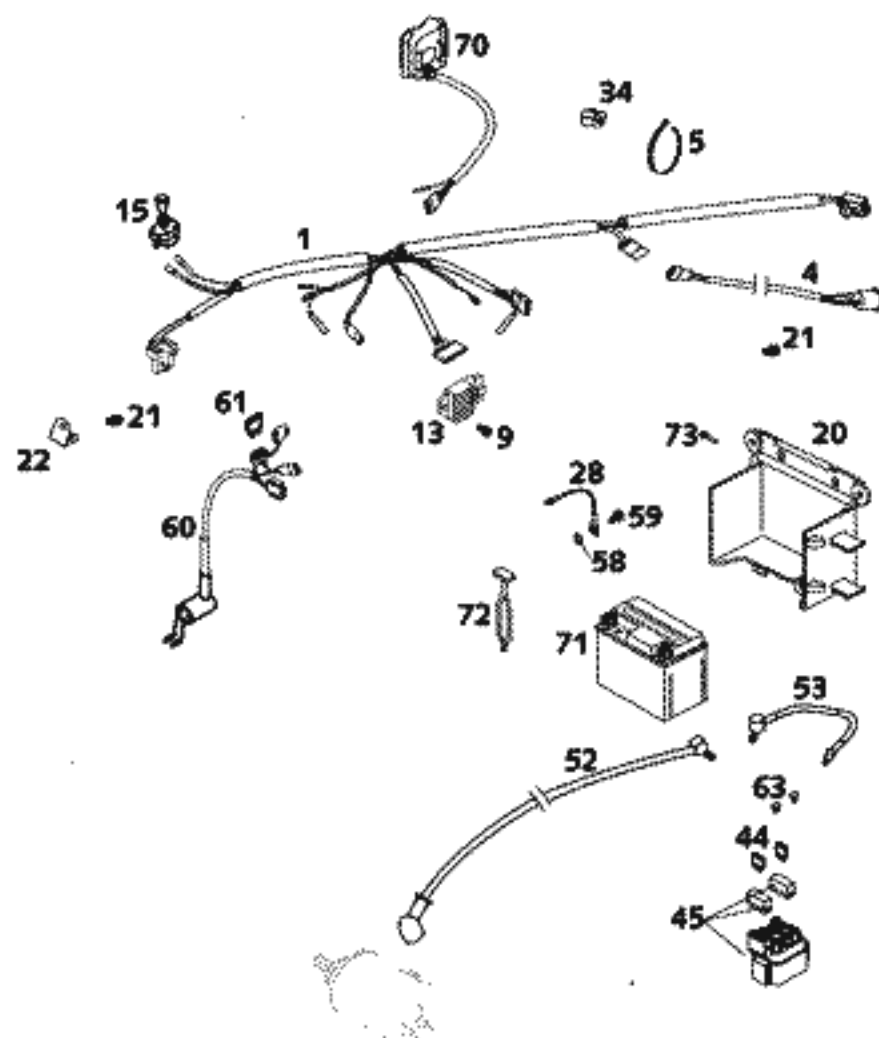


FIG	TEILNR/PARTNR	BEZEICHNUNG	DESCRIPTION	QTY
1	503.14.057.000	TACHOMETER FACOMSA 180 KM/H '99	SPEEDOMETER FACOMSA 180 KM/H '99	1
2	503.14.065.300	TACHOBOX 125-380 FACOMSA 2000	SPEEDOMETER BOX FACOMSA 2000	1
7	503.14.057.050	MÜTTER FÜR TACHOMET. M12 SW=17	NUT FOR SPEEDOM. M12 SW=17	1
8	310.08.060.000	KABELTÜLLE D=8MM OFFEN	RUBBER SLEEVE D=8MM OPEN	2
9	491.11.425.000	LAMPE 12V 1,2W W2X4,6D	BULB 12V 1,2W (W2X4,6D)	3
10	0016 050121	KUNSTSTOFFSCHR. KA50X12 PT1411 SCHWARZ	PLASTIC SCREW KA50X12 PT1411 BLACK	2
15	503.14.061.000	TACHOHALTERUNG 125-380 EGS '99	SPEEDOM.BRACKET 125-380 EGS '99	1
17	0014 060103	SK.BUNDSCHRAUBE M 6X10 SW=8	HH COLLAR SCREW M 6X10 WS=8	2
20	584.14.055.200	TACHOWELLE M12/M12 960MM '99	SPEEDOM.CABLE M12/M12 960MM '99	1
21	503.14.050.000	TACHOANTRIEB 748220 (3.0) 2000	SPEEDOMETER DRIVE 748220 (3.0)	1
23	503.14.053.000	MITNEHMER F. TACHOANTRIEB 2000	DRIV.DOG F.SPEEDOM.DRIVE 2000	1

FIG	TEILNR/PARTNR	BEZEICHNUNG	DESCRIPTION	QTY
1*	590.11.075.300	HAUPTKABELSTR. VORNE USA 2001 400/520 MXC,EXC USA	WIRING HARNESS FRONT USA 2001 400/520 MXC,EXC USA	1
4	503.11.076.000	KABELSTR.HINTERTEIL 125-380'98	WIRING HARNESS REAR 125-380'98	1
5	440.11.076.200	KABELBAND 200MM	CABLE TIE 200MM	X
5	440.11.076.305	KABELBAND 290MM	CABLE TIE 290MM	X
9	0015 060123	SK.BUNDSCHRAUBE M 6X12 SW=8	HH COLLAR SCREW M 6X12 WS=8	1
13	503.11.034.000	SPANNUNGSREGLER 12V 125-380'98	VOLTAGE REGULA. 12V 125-200'98	1
15	550.11.599.000	ZUGSCHALTER LOSE	PULL SWITCH LOOSE	1
20	590.11.055.000	BATTERIEFACH KUNSTSTOFF SCHW.	BATTERY CARRIER PLASTIC BLACK	1
21	570.13.072.000	KABELHALTER 12MM 0210	WIRING HOLDER 12MM 0210	X
21	570.13.072.100	KABELHALTER 16MM	WIRING HOLDER 16MM	X
22	546.11.090.000	HALTEBLECH FÜR BATTERIE '97	RETAINING PLATE FOR BATTERY'97	1
28	584.11.097.100	MASSEKABEL D=6MM L=140MM '97	GROUND CABLE D=6MM L=140MM '97	1
34	581.11.076.000	KABELHALTER KHS NR. 150-47610	CABLE SUPPORT KHS NR.150-47610	2
44	580.11.109.110	STECKSICHERUNG 10 A 2000	FUSE 10 A 2000	2
45	582.11.058.000	STARTRELAIS DUKE '99	STARTER RELAY DUKE '99	1
52	584.11.059.100	STARTERKABEL 700MM '97	STARTER CABLE 700 MM '97	1
53	587.11.086.000	KABELSTRANG BATTERIE DUKE '99	WIRING HARNESS BATTERY DUKE'99	1
58	584.11.098.100	KONTAKTSCHLEIBE M6 VSV-K6	CONTACT WASHER M6 VSV-K6	1
59	0014 060103	SK.BUNDSCHRAUBE M 6X10 SW=8	HH COLLAR SCREW M 6X10 WS=8	1
60*	590.11.079.000	LÜFTERKABELSTRANG 2001	FAN WIRING HARNESS	X
61*	580.11.109.005	STECKSICHERUNG 5 A	FUSE 5 A	X
63	0902 060083	ISK.LI.SCHRAUBE ISO 7380 6X8	AH OVAL SCREW DIN0902-M 6X8	2
70	590.11.074.000	START NOT-AUS TASTER KPL. 2000	START-STOP TIP SWITCH CPL 2000	1
71	585.11.053.000	BATTERIE 12V 4AH RALLYE '99	BATTERY 12V 4AH RALLYE '99	1
72	503.03.018.000	GUMMI FÜR MITTELSTÄNDER '99	RUBBER FOR CENTER STAND '99	2
73	0017 060203	SONDERSCHRAUBE T60 6X20	SPECIAL SCREW T60 6X20	3



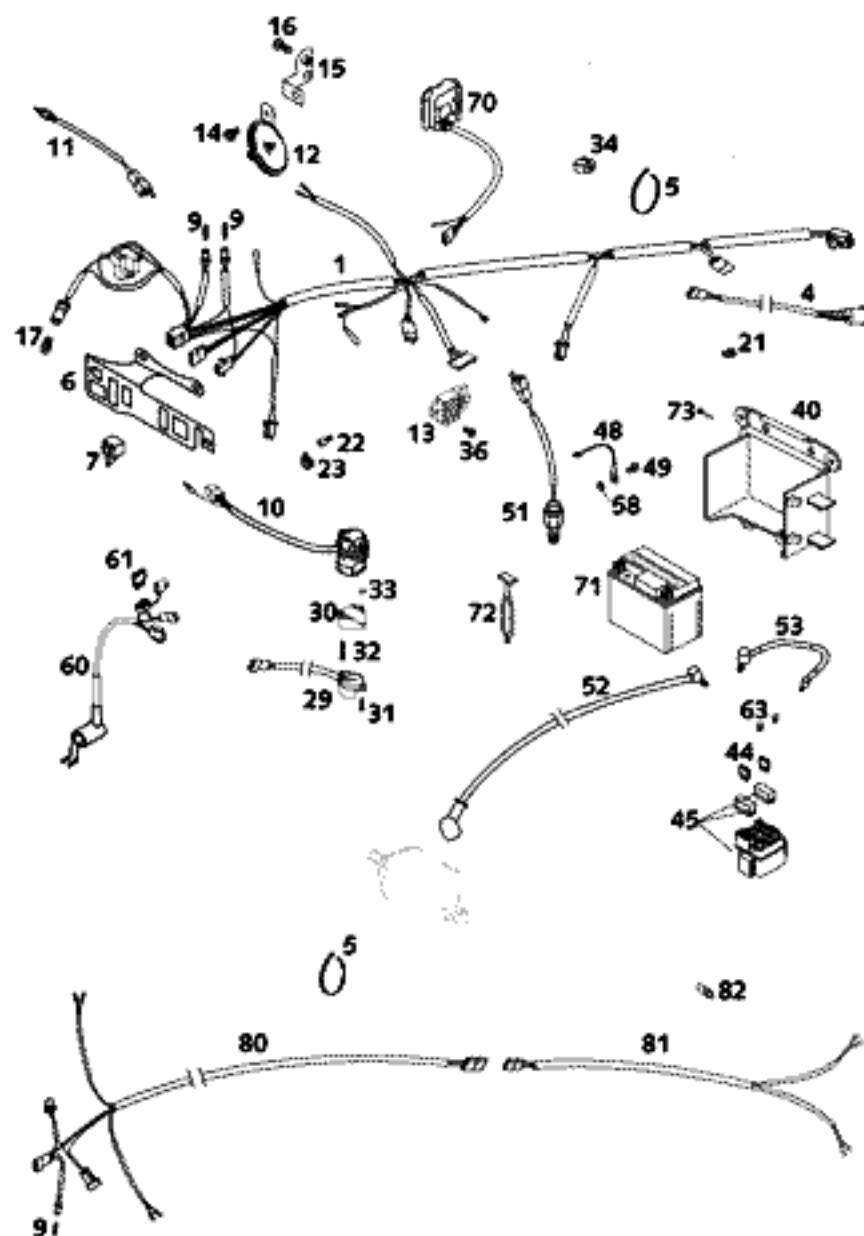


FIG	TEILNR/PARTNR	BEZEICHNUNG	DESCRIPTION	QTY
1*	590.11.075.400	HAUPTKABELSTRANG EXC EU/AUS 01	WIRING HARN. FRONT EXC EU 2001	1
4	503.11.076.000	KABELSTR.HINTERTEIL 125-380'98	WIRING HARNESS REAR 125-380'98	1
5	440.11.076.200	KABELBAND 200MM	CABLE TIE 200MM	X
5	440.11.076.305	KABELBAND 290MM	CABLE TIE 290MM	X
6*	590.11.083.000	STECKERBOARD SCHWARZ 2001	SUPPORT BRACKET BLACK 2001	1
7	446.11.207.200	BLINKGEBER SUMITOMO ADV.'97	FLASHER UNIT SUMITOMO ADV.'97	1
9	491.11.425.000	LAMPE 12V 1,2W W2X4,6D	BULB 12V 1,2W (W2X4,6D)	3
10	503.11.070.000	LICHTSCHALTER CEV 2/4TAKT '98 400/520 EXC EU,SYMBOLE WEISS	H.LIGHT SWITCH CEV 2/4TAKT '98 400/520 EXC EU,SYMBOLE WEISS	1
10	503.11.070.100	LICHTSCHALTER CEV EGS AUS. '98 400/520 EXC AUS,SYMBOLE GELB	H.LIGHT SWITCH CEV EGS AUS. '98 400/520 EXC AUS,SYMBOLE GELB	1
11	503.11.050.000	BREMSLICHTSCHALTER VORNE 2000	BRAKE LIGHT SWITCH FRONT 2000	1
12	545.11.060.100	GLEICHSTROMHORN 12V NIKKO	DC HORN 12V NIKKO	1
13	503.11.034.000	SPANNUNGSREGLER 12V 125-380'98	VOLTAGE REGULA. 12V 125-200'98	1
14	0014 060103	SK.BUNDSCHRAUBE M 6X10 SW=8	HH COLLAR SCREW M 6X10 WS=8	1
15*	590.11.061.000	HUPENHALTER FÜR NIKKOHORN 2001	BRACKET FOR NIKKO HORN 2001	1
16	0014 060153	SK.BUNDSCHRAUBE M 6X15 SW=8	HH COLLAR SCREW M 6X15 WS=8	1
17	490.11.435.000	LAMPE 12V 5W (W2,1X9,5D)	BULB 12V 5W (W2,1X9,5D)	1
21	570.13.072.000	KABELHALTER 12MM 0210	WIRING HOLDER 12MM 0210	X
21	570.13.072.100	KABELHALTER 16MM	WIRING HOLDER 16MM	X
22*	0912 050083	ISK.SCHRAUBE DIN0912-M 5X 8	AH SCREW DIN0912-M 5X 8	1
23*	570.13.070.100	SCHELLE 5/16" SCHWARZ PVC	PVC-CLAMP 5/16" BLACK	1
29	503.11.029.000	BLINKERSCHALTER CEV '98	FLASHER SWITCH CEV '98	1
30	130.11.070.060	ADAPTER FÜR BLINKERSCHALTER'98	ADAPTER FOR FLASHER SWITCH '98	1
31	0985 040163	LINSENSCHRAUBE DIN7985-M 4X16	FLAT HEAD SCREW DIN7985-M 4X16	2
32	0084 040223	ZYL.SCHRAUBE DIN0084-M 4X22 A	CYL.HEAD SCREW DIN0084-M 4X22A	2
33	0934 040003	SK.MUTTER DIN0934-M 4	HEXAGON NUT DIN0934-M 4	2
34	581.11.076.000	KABELHALTER KHS NR. 150-47610	CABLE SUPPORT KHS NR.150-47610	2
36	0015 060123	SK.BUNDSCHRAUBE M 6X12 SW=8	HH COLLAR SCREW M 6X12 WS=8	1
40	590.11.055.000	BATTERIEFACH KUNSTSTOFF SCHW.	BATTERY CARRIER PLASTIC BLACK	1
44	580.11.109.110	STECKSICHERUNG 10 A 2000	FUSE 10 A 2000	2
45	582.11.058.000	STARTRELAIS DUKE '99	STARTER RELAY DUKE '99	1
48	584.11.097.100	MASSEKABEL D=6MM L=140MM '97	GROUND CABLE D=6MM L=140MM '97	1
49	0014 060103	SK.BUNDSCHRAUBE M 6X10 SW=8	HH COLLAR SCREW M 6X10 WS=8	1
51	503.11.051.100	BREMSLICHTSCHALTER HINTEN '98	BRAKE LIGHT SWITCH REAR '98	1
52	584.11.059.100	STARTERKABEL 700MM '97	STARTERCABLE 700 MM '97	1

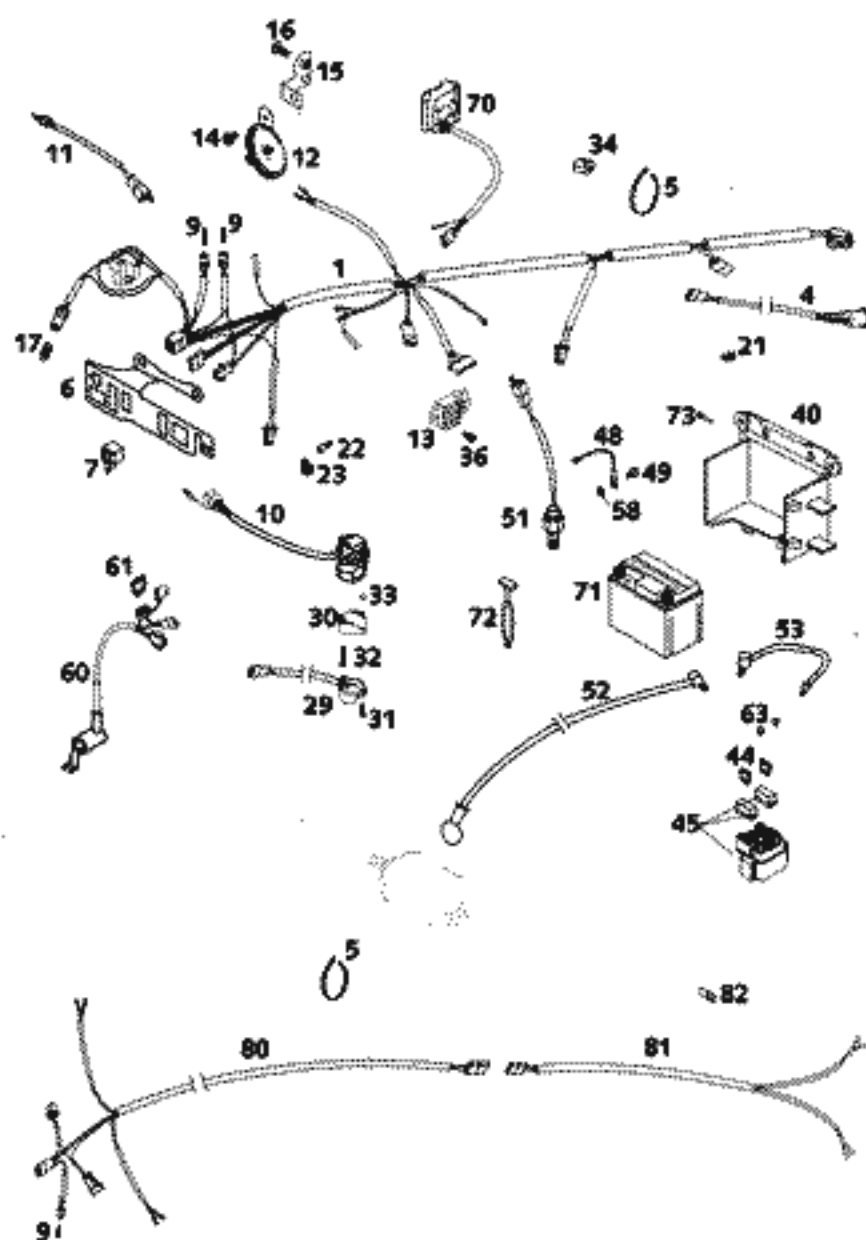


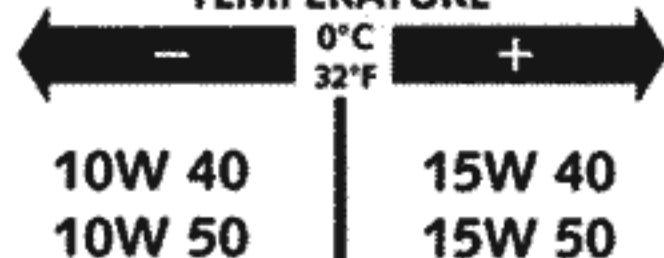
FIG	TEILNR/PARTNR	BEZEICHNUNG	DESCRIPTION	QTY
53	587.11.086.000	KABELSTRANG BATTERIE DUKE '99	WIRING HARNESS BATTERY DUKE '99	1
58	584.11.098.100	KONTAKTSCHLEIBE M6 VSV-K6	CONTACT WASHER M6 VSV-K6	1
63	0902 060083	ISK.LI.SCHRAUBE ISO 7380 6X8	AH OVAL SCREW DIN0902-M 6X8	2
60*	590.11.079.000	LÜFTERKABELSTRANG 2001	FAN WIRING HARNESS	X
61*	580.11.109.005	STECKSICHERUNG 5 A	FUSE 5 A	X
70*	590.11.074.200	SCHAL.F.STARTKN.U.NOT-AU.EU 01 400/520 EXC RACING EU, AUS.	START-STOP TIP SWITCH CPL.2001 400/520 EXC RACING EU, AUS.	1
71	585.11.053.000	BATTERIE 12V 4AH RALLYE '99	BATTERY 12V 4AH RALLYE '99	1
72	503.03.018.000	GUMMI FÜR MITTELSTÄNDER '99	RUBBER FOR CENTER STAND '99	2
73	0017 060203	SONDERSCHRAUBE T60 6X20	SPECIAL SCREW T60 6X20	3
80*	590.11.080.000	BLINKERKABELSTRANG VORNE 2001	FLASH.WIRINGHARNESS FRONT 2001	1
81*	590.11.081.000	BLINKERKABELSTRANG HINTEN 2001	FLASH.WIRINGHARNESS REAR 2001	1
82	500.31.003.000	HALTEPLÄTTCHEN	RETAINING PLATE	2

TIGHTENING TORQUES

Hexagon collar screw engine case, clutch cover, ignition cover	M6	8 Nm	(6 ft.lb)
Oil drain plug	M12x1,5	20 Nm	(15 ft.lb)
Allan head plug oil screen short	M16x1,5	10 Nm	(7 ft.lb)
Hexagon plug oil screen long	M20x1,5	15 Nm	(11 ft.lb)
Plug pressure valve	M12x1,5	20 Nm	(15 ft.lb)
Jet screw and hollow screw oil line	M8	10 Nm	(7 ft.lb)
Screws oil pump cover	M5	Loctite 243 + 6 Nm	(5 ft.lb)
Hex collar screw cylinderhead top section, water pump cover	M6	8 Nm	(6 ft.lb)
Hexagon collar screw exhaust flange	M6	Loctite 243 + 8 Nm	(6 ft.lb)
Cylinder head screw	M10	40/50 Nm	(30/35 ft.lb)
Allan head screw camshaft gear	M8	Loctite 243 + 28 Nm	(21 ft.lb)
Stop screw autodecompression	M5	Loctite 243 + 6 Nm	(5 ft.lb)
Allan head screw cap rocker arm	M5	5 Nm	(4 ft.lb)
Counter nuts valve adjustment screw	M6x0,75	13 Nm	(10 ft.lb)
Allan head screw primary gear, free wheel	M6	Loctite 243 + 18 Nm	(13 ft.lb)
Hexagon nut primary gear	M20x1,5	Loctite 243 + 150 Nm	(132 ft.lb)
Allan head screw balancer shaft gear	M6	Loctite 243 + 8 Nm	(6 ft.lb)
Hexagon collar screw clutch spring	M6	8 Nm	(6 ft.lb)
Allan head screw shift roller locking piece	M6	Loctite 243 + 8 Nm	(6 ft.lb)
Hexagon collar screw locking lever	M5	Loctite 243 + 6 Nm	(6 ft.lb)
Hexagon collar screw securing guide, chain guide, chain tensioner	M6	Loctite 243 + 8 Nm	(6 ft.lb)
Hexagon collar screw chain adjuster	M6	8 Nm	(6 ft.lb)
Hexagon collar screw stator MXC/EXC	M6	Loctite 243 + 8 Nm	(6 ft.lb)
Hexagon collar screw stator SX	M5	Loctite 243 + 6 Nm	(5 ft.lb)
Hexagon collar screw pulser coil	M5	Loctite 243 + 6 Nm	(5 ft.lb)
Hexagon collar nut flywheel	M12x1	60 Nm	(44 ft.lb)
Hexagon collar screw bump part kickstarter	M6	Loctite 243 + 8 Nm	(6 ft.lb)
Hexagon collar screw spring hanger kickstarter	M6	Loctite 243 + 8 Nm	(6 ft.lb)
Hexagon collar screw cover E-starter, only SX	M6	Loctite 243 + 8 Nm	(6 ft.lb)
Hexagon collar screw hanger vent hose	M6	Loctite 243 + 8 Nm	(6 ft.lb)
Allan head screw kickstarter	M8	Loctite 243 + 25 Nm	(19 ft.lb)
Hexagon collar screw shift lever	M6	Loctite 243 + 8 Nm	(6 ft.lb)
Hexagon screw engine sprocket	M10	Loctite 243 + 60 Nm	(44 ft.lb)

API: SG, SH

TEMPERATURE



Engine oil

Use only oil brands, which meet quality requirements (Shell Advance Ultra 4) of API-classes SG or SH (informations on bottles) or higher.

!

CAUTION

!

POOR OIL QUALITY OR MINOR QUANTITY EFFECT EARLY ENGINE-WEAR.

TECHNICAL DATA – ENGINE 400/520 SX, MXC, EXC RACING 2001

Type	400 SX	400 MXC	400 EXC	520 SX	520 MXC	520 EXC
Design	Liquid-cooled single cylinder 4-stroke engine with balancer shaft					
Displacement	398 ccm			510 ccm		
Bore/Stroke	89 / 64 mm			95 / 72 mm		
Ratio	11 : 1					
Fuel	unleaded premium gasoline with at least RON 95					
Valve Timing	4 valves over rocker arm and 1 overhead camshaft, camshaft drive through single chain					
Camshaft	0121			5521		
Valve diameter	Intake: 35 mm Exhaust: 30 mm					
Valve clearance cold	Intake: 0,10 mm Exhaust: 0,15 mm					
Crank shaft bearing	2 cylinder roller bearing					
Connecting rod bearing	needle bearing					
Top end bearing	bronze bushing					
Piston	aluminium alloy cast			aluminium alloy forged		
Piston rings	1 compression ring, 1 oil scraper ring					
Engine lubrication	pressure circulation lubrication with two rotor pumps					
Engine oil	fullsynthetic oil (Shell Advance Ultra 4)					
Quantity of engine oil	1,25 liters					
Primary ratio	straight geared spur wheels 33:76 Z					
Clutch	multi disc clutch in oil bath					
Transmission claw shifted	6-speed	6-speed	6-speed	4-speed	6-speed	6-speed
Gear ratio						
1 st Gear	16:32	16:32	14:34	16:32	16:32	14:34
2 nd Gear	18:30	18:30	17:31	18:30	18:30	17:31
3 rd Gear	20:28	20:28	19:28	20:28	20:28	19:28
4 th Gear	22:26	22:26	22:26	22:26	22:26	22:26
5 th Gear	24:24	24:24	24:23	-	24:24	24:23
6 th Gear	21:18	21:18	26:21	-	21:18	26:21
Ignition system	contactless DC-CDI ignition with digital advanced system by KOKUSAN					
Generator	12V 40W	12V 110W				
Spark plug	NGK CR8 EK					
Spark plug gap	0,6 mm					
Cooling system	liquid cooled, permanent rotation of cooling liquid through mechanic driven water pump					
Cooling liquid	1 liter, 40% antifreeze, 60% water, at least -25° (-13° F)					
Starting equipment	kickstarter	kick - electric starter		kickstarter	kick - electric starter	

BASIC CARBURETOR SETTING

	400 SX RACING 400 MXC/EXC RACING	400 EXC RACING (12kW) 520 EXC RACING (12,5kW)	520 MXC/EXC RACING	520 SX RACING
Type	MX-FCR39	MX-FCR39	MX-FCR39	MX-FCR39
Carb.-setting number	031299	130799	100699	250899
Main jet	175	175	175	175
Jet needle	OBDTM	OBDVR (OBDTM)	OBDTM	OBDTM
Idling jet	48	48	48	48
Main air jet	200	200	200	200
Idling air jet	100	100	100	100
Needle clip position	4th from top	3rd from top	2nd from top	3rd from top
Starting jet	85	85	85	85
Mixture control screw open	1	1,25	2,5	1
Throttle valve	15	15	15	15
Performance restrictor	-	slide stop 24,5 mm	-	-
Stop pump membrane	055	055	055	055

TECHNICAL DATA – CHASSIS 400/520 SX, MXC, EXC RACING 2001

	400 SX RACING	520 SX RACING	400/520 EXC RACING	400/520 EXC USA, MXC
Frame	Central tube chrom-moly-steel frame			
Fork	White Power – Up Side Down 43 MA			
Wheel travel front/rear	295/320 mm			
Rear suspension	WP Progressive Damping System shock absorber, aluminium swingarm			
Front brake	Disk brake with carbon-steel brake disc Ø 260 mm (10.2 in), brake caliper floated			
Rear brake	Disk brake with carbon-steel brake disc Ø 220 mm (8.7 in), brake caliper floated			
Brake disc	Wear limit max. 0,4 mm (0,016 in)			
Front tires	80/100 - 21"		90/90 - 21"	80/100 - 21"
Air pressure offroad	1,0 bar (14 psi)		1,0 bar (14 psi)	1,0 bar (14 psi)
Air pressure road driver only	–		1,5 bar (21 psi)	1,5 bar (21 psi)
Rear tires	110/90 - 19"		140/80 - 18"	110/100 - 18"
Air pressure offroad	1,0 bar (14 psi)		1,0 bar (14 psi)	1,0 bar (14 psi)
Air pressure road driver only	–		2,0 bar (28 psi)	2,0 bar (28 psi)
Fuel tank capacity	7,5 Liter (2 US Gallons)		EXC 8,5 Liter (2,1 US Gallons) MXC 14 Liter (3,5 Gallons)	
Final drive ratio	14:50t	14:48t	400-15:45t / 520-15:40t	400-14:50t / 520-14:48t
Chain	O-ring 5/8 x 1/4 "			
Available final sprockets	38t, 40t, 42t, 45t, 48t, 50t, 52t			
Steering head angle	63,5°			
Wheel base	1481 ± 10 mm (58,3 ± 0,4 in)			
Seat hight, unloaded	925 mm (36,5 in)			
Ground clearance, unloaded	380 mm (15,1 in)			
Dead-weight *	107 kg (236 lbs)		112 kg (247 lbs)	

* Dead-weight without fuel

STANDARD ADJUSTMENT-FORK

	WP 0518V705	WP 0518V706
Compression adjuster	14	14
Rebound adjuster	12	12
Spring	4,2 N/mm	4,2 N/mm
Spring preload	6 mm (0.23in)	6 mm (0.23in)
Air chamber length	130 mm (5.1in)	150 mm (5.9in)
Fork oil	SAE 5	SAE 5

STANDARD ADJUSTMENT - SHOCK ABSORBER

	WP 1218V732	WP 1218V733
Compression adjuster	5	5
Rebound adjuster	25	25
Spring	PDS6-250	PDS2-250
Spring preload	6 mm (0.24 in)	6 mm (0.24 in)

TIGHTENING TORQUES - CHASSIS

Collar nut front wheel spindle	M 16x1,5	40 Nm (30ft.lb)
Brake caliper front	M 8	Loctite 243 + 25 Nm (19ft.lb)
Brake disk front	M 6	Loctite 243 + 15 Nm (11ft.lb)
Brake disk rear	M 6	Loctite 243 + 15 Nm (11ft.lb)
Clamping screws upper fork bridge	M 8	20 Nm (15ft.lb)
Clamping screws lower fork bridge	M 8	15 Nm (11ft.lb)
Clamping screws fork stubs	M 8	10 Nm (7ft.lb)
Collar nut rear wheel spindle	M 20x1,5	80 Nm (59ft.lb)
Hexagon nut swing arm bolt	M 14x1,5	100 Nm (74ft.lb)
Hexagon collar screw handlebar clamp	M 8	20 Nm (15ft.lb)
Allan head screw handlebar support	M 10	Loctite 243 + 40 Nm (30ft.lb)
Shock absorber top	M 12	60 Nm (44ft.lb)
Shock absorber bottom	M 12	60 Nm (44ft.lb)
Sprocket screws	M 8	Loctite 243 + 35 Nm (25ft.lb)
Ball joint for push rod	M 6	Loctite 243 + 10 Nm (7ft.lb)
Engine mounting bolt	M 10	45 Nm (33ft.lb)
Engine brace	M 8	33 Nm (24ft.lb)
Screw adjusting ring spring preload shock abs.	M6	8 Nm (6ft.lb)
Other screws on chassis	M 6	10 Nm (7ft.lb)
	M 8	25 Nm (19ft.lb)
	M 10	45 Nm (33ft.lb)
Other collar nuts on chassis	M 6	15 Nm (11ft.lb)
	M 8	30 Nm (22ft.lb)
	M 10	50 Nm (37ft.lb)

TEILNR/PARTNR	BEZEICHNUNG	DESCRIPTION	QTY
590.12.099.044	WARTUNGSKIT KLEIN 400/520	MAINTENANCE KIT SMALL 400/520	1
590.32.002.044	MITNEHMER	INNER CLUTCH HUB	1
590.32.011.000	BELAGLAMELLE 1,8MM	LINING DISK 1,8MM	7
590.32.010.000	ZWISCHENLAMELLE 1MM	INTERMEDIATE DISK 1MM	8
590.30.025.000	KUPPLUNGSDECKELDICHUNG 0,5MM	CLUTCH COVER GASKET 0,5MM	1
595.12.099.144	WARTUNGSKIT GROSS 400	MAINTENANCE KIT LARGE 400	1
590.32.002.044	MITNEHMER	INNER CLUTCH HUB	1
590.32.011.000	BELAGLAMELLE 1,8MM	LINING DISK 1,8MM	7
590.32.010.000	ZWISCHENLAMELLE 1MM	INTERMEDIATE DISK 1MM	8
590.36.013.000	STEUERKETTE 97 ROLLEN	TIMING CHAIN 97 ROLLS	1
590.36.003.000	STEUERKETTENSANNER KPL.	TIMING CHAIN TENSIONER CPL.	1
503.30.082.000	ZYLINDERLAGER NJ206 ET2XCS46	CYL.ROLLER BEAR NJ206 ET2XCS46	2
0625.160040	RILLENKUGELLAGER 16004 C3	GROOVED BALL BEARING 16004 C3	2
590.30.099.000	DICHTUNGSSATZ KPL.	GASKET SET CPL.	1
590.12.099.144	WARTUNGSKIT GROSS 520	MAINTENANCE KIT LARGE 520	1
590.32.002.044	MITNEHMER	INNER CLUTCH HUB	1
590.32.011.000	BELAGLAMELLE 1,8MM	LINING DISK 1,8MM	7
590.32.010.000	ZWISCHENLAMELLE 1MM	INTERMEDIATE DISK 1MM	8
590.36.013.000	STEUERKETTE 97 ROLLEN	TIMING CHAIN 97 ROLLS	1
590.36.003.000	STEUERKETTENSANNER KPL.	TIMING CHAIN TENSIONER CPL.	1
503.30.082.000	ZYLINDERLAGER NJ206 ET2XCS46	CYL.ROLLER BEAR NJ206 ET2XCS46	2
0625.160040	RILLENKUGELLAGER 16004 C3	GROOVED BALL BEARING 16004 C3	2
590.30.007.000	KOLBEN 95MM KPL.	PISTON 95MM CPL.	1
590.30.015.044	PLEUELREPERATURSATZ 520	CON.ROD REP. SET 520	1
590.30.099.000	DICHTUNGSSATZ KPL.	GASKET SET CPL.	1

A washed motorcycle can be checked more quickly which saves money!		1. service after 3 hours or 20 l fuel	after/every 15 hours or 100 l fuel
ENGINE	Change engine oil, short and long oil filters	●	●
	Clean oil screen and drain plug magnet	●	●
	Check oil lines for damage or bends	●	●
	Replace spark plug (after 30 hours)		
	Check and adjust valve clearance	●	●
	Check engine mounting bolts for tightness	●	●
CARBURETOR	Check carburetor connection boot for cracks and leaks		●
	Check idle speed setting	●	●
	Check vent hoses for damage or bends	●	●
ADD-ON PARTS	Check cooling system for leaks, check quantity of anti freeze	●	●
	Check exhaust system for leaks and fitment		●
	Check cables for damage, smooth operation and bends adjust and lubricate	●	●
	Check fluid level of the clutch master cylinder	●	●
	Clean air filter and filter box		●
	Check electric wires for damage and bends		●
	Check head lamp setting		●
	Check function of electric systems (low-, high beam, break light, indicator indicator lamps, speedometer illumination, horn, emergency OFF switch or button	●	●
	Check brake fluid level, lining thickness, brake lining	●	●
	Check brake lines for damage and leaks	●	●
BREAKS	Check/adjust smooth operation and free travel of handbrake/foot brake lever	●	●
	Check tightness of brake system screws	●	●
	Check shock absorber and fork for leaks and function	●	●
	Clean dust bellows		●
CHASSIS	Bleed fork legs		●
	Check swing arm bearings		●
	Check/adjust steering head bearings	●	●
	Check tightness of chassis screws (triple clamps, fork leg axle passage)	●	●
	Check spoke tension and rim join		●
	Check tyres and air pressure	●	●
WHEELS	Check chain, rear sprockets and chain guides for wear, fit and tension	●	●
	Lubricate chain	●	●
	Check clearance of wheel bearings	●	●

IMPORTANT RECOMMENDED MAINTENANCE WORK THAT CAN BE CARRIED OUT BY EXTRA ORDER

	at least once a year
Complete maintenance of fork	●
Complete maintenance of shock absorber	●
Clean and grease steering head bearings and gasket elements	●
Clean and adjust carburetor	●
Replace glass fibre yarn filling of the exhaust main silencer	●
Treat electric contacts and switches with contact spray	●
Treat battery connections with contact grease	●
Change hydraulic clutch fluid	●
Change brake fluid	●

IF MOTORCYCLE IS USED FOR COMPETITION 15 HOURS SERVICE SHOULD BE CARRIED OUT AFTER EVERY RACE!

SERVICE INTERVALLS SHOULD NEVER BE EXCEED BY MOOR THAN 2 HOURS OR 15 LITERS OF

IMPORTANT CHECKS AND MAINTENANCE TO BE CARRIED OUT BY THE RIDER

	Before each start	After every cleaning	For cross-country use
Check oil level	●		
Check brake fluid level	●		
Check brake pads for wear	●		
Check lights for function	●		
Check horn for function	●		
Lubricate and adjust cables and nipples		●	
Bleed fork legs regularly			●
Remove and clean dust bellows regularly			●
Clean and lubricate chain, check tension and adjust if necessary		●	●
Clean air filter and filter box			●
Check tyres for pressure and wear	●		
Check cooling fluid level	●		
Check fuel lines for leaks	●		
Empty and clean float chamber		●	
Check all control elements for smooth operation	●		
Check brake performance	●	●	
Treat blank metal parts (with the exception of brake and exhaust system) with wax-based anti corrosion agent		●	
Treat ignition and steering locks and light switches with contact spray		●	
Check tightness of screws, nuts and hose clamps regular			●

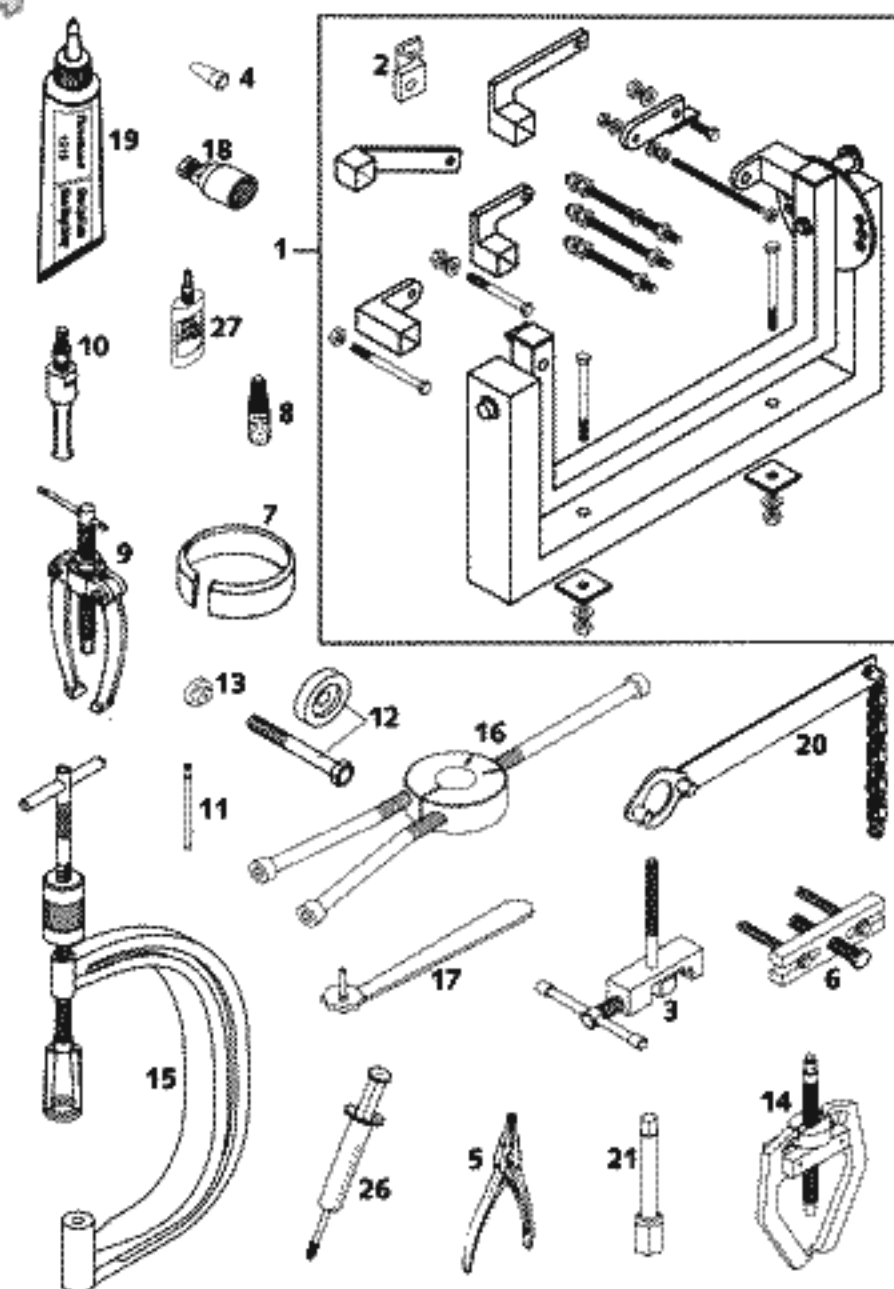


FIG	TEILNR./PARTNR	BEZEICHNUNG	DESCRIPTION	QTY
1	560.12.001.000	UNIVERSALMONTAGEBOCK '96	UNIVERSAL MOUNTING RACK '96	1
2	590.29.002.000	MOTORHALTER FÜR RACING 2000	ENGINE HOLDER FOR RACING 2000	1
3	590.29.020.000	NIETWERKZEUG STEUERKETTE KPL.	RIVETTING TOOL TIMING CHAIN	1
4	590.29.005.010	MONTAGEHÜLSE WELLENDICHTRING F.WASSERPUMP.WELLENDICHTRING	MOUNTING SLEEVE SEAL RING FOR WATER PUMP-SEAL RING	1
5	510.12.011.000	SEEGERRINGZANGE VERKEHRT	SPECIAL CIRCLIP PLIER	1
6	590.29.021.000	ABZIEHER PRIM.RAD-KUPPL.MITN.	EXTRACT.PRIM.GEAR-INNER CLUTCH	1
7	580.12.015.089	KOLBEN-MONTAGERING D=89MM	PISTON RING COMPRESSOR D=89MM	1
7	580.12.015.095	KOLBEN-MONTAGERING D=95MM	PISTON RING COMPRESSOR D=95MM	1
8	6 899 785	LOCTITE 243 BLAU 6CCM	LOCTITE 243 BLUE 6CCM	1
9	151.12.017.000	LAGERAUSZIEHER	BEARING EXTRACTOR	1
10	151.12.018.000	EINSATZ 12-16 MM	INTERN.BEAR.PULLER 12-16 MM	1
10	151.12.018.100	EINSATZ 18-23 MM	INTERN.BEAR.PULLER 18-23 MM	1
10	151.12.018.200	EINSATZ 5-7 MM	INTERN.BEAR.PULLER 5-7 MM	1
11	590.29.026.006	GRENZLEHRDORN F.VENTILFÜHRUNG	LIMIT PLUG GAUGE F.VALVE GUIDE	1
12	590.29.035.000	MONTAGERING FÜR MITNEHMER	MOUNTING RING FOR INNER CLUTCH	1
13	590.29.036.000	SCHUTZKAPPE FÜR ANTRIEBSWELLE	PROTECTION COVER F.MAIN SHAFT	1
14	590.29.033.000	ZWEIBACK.ABZIEHER STEUERRITZEL	EXTRACTOR FOR TIMING GEAR	1
15	590.29.019.000	VENTILFEDERHEBER	VALVE SPRING LEVER	1
16	584.29.037.037	MONTAGEW.F.LAGERINNENR. NI206	MOUNTING TOOL INNER RING NI206	1
17	590.29.034.000	SCHLÜSSEL GEMISCHREG.SCHRAUBE	WRENCH F.MIXTURE CONTROL SCREW	1
18	580.12.009.000	SCHWUNGRADABZIEHER	FLYWHEEL EXTRACTOR	1
19	309098	SILIKONDICHTMASSE THREE-BOND	SILICON GASKET THREE-BOND	1
20	510.12.012.000	HALTESCHLÜSSEL F. KETTENRITZEL	HOLDING SPANNER FOR SPROCKET	1
21	590.29.072.000	ZÜNDKERZENSCHLÜSSEL 13/16	SPARK PLUG WRENCH 13/16	1
26	503.29.050.000	ENTLÜFT.SPRTITZE HYDR. KUPPLUNG	VENT INJEKTION HYDR. CLUTCH	1
27	584.29.059.000	LOCTITE 648 GRÜN 20ML	LOCTITE 648 GREEN 20ML	1

FIG	TEILNR/PARTNR	BEZEICHNUNG	DESCRIPTION	QTY
10*	512.12.010.000	GEPÄCKTRÄG. SILBER 125 EXE 2000	BAGGAGE CAR. SILVER 125 EXE 2000	1
12	0015 060203	SK. BUNDSCHRAUBE M 6X20 SW=8	HH COLLAR SCREW M 6X20 WS=8	2
14	503.08.052.000	BÜCHSE FÜR SPOILER 6X11X16X5	BUSH FOR SPOILER 6X11X16X5	2
27	502.02.079.051	BEFESTIGUNGSKIT HANDSCHUTZ KPL	FASTENING KIT HAND GUARDS CPL	1
30	502.02.079.050/30	WINDSCHUTZ LI. & RE. KPL. SCHWARZ	SCREEN CPL. L+R/S BLACK	1
31	502.02.079.044/30	HANDSCHUTZ LI. & RE. KPL. SCHWARZ	HAND GUARD CPL. L+R/S BLACK	1
60*	590.03.090.044	MOTORSCH. KPL. RAC. 2001 CARBON	ENGIN. PROT. CPL. RAC. 2001 CARBON	1
62	0014 060153	SK. BUNDSCHRAUBE M 6X15 SW=8	HH COLLAR SCREW M 6X15 WS=8	4

