



1999 250-380 SX / EXC / EGS / MXC

You can use the following menu or the bookmarks in the left menu to quickly move from one section of the parts catalogue to another. Once you have found the part you are looking to purchase type the Part Number into the search box on the ktm-parts web page. Once you have found the part add it to your shopping cart and proceed with rest of your order.


ENGINE MANUAL COVER
ENGINE CASE
REED VALVE CASE
CLUTCH COVER
CRANKSHAFT - PISTON
CYLINDER (PG. 1)
CYLINDER (PG. 2)
TWIN VALVE CONTROL (PG. 1)
TWIN VALVE CONTROL (PG. 2)
CARBURETOR (PG. 1)
CARBURETOR (PG. 2)
IGNITION SYSTEM KOKUSAN
IGNITION SYSTEM SEM
CLUTCH
KICK STARTER
TRANSMISSION I
TRANSMISSION II
SHIFTING MECHANISM
COOLING SYSTEM SX, MXC, EXC

CHASSIS MANUAL COVER
FRONT FORK WP
FORK LEGS WP
HANDLEBARS - CONTROLS
HANDBRAKE CYLINDER
FRAME - SUB FRAME
SIDE AND KICK STAND
SWINGARM - CHAINGUARD
REAR BRAKE CONTROL
SHOCK ABSORBER WP
EXHAUST PIPE
SILENCER (PG. 1)
SILENCER (PG. 2)
AIR FILTER BOX
TANK - SEAT - COVER
MASK - FENDER
DECAL
FRONT WHEEL SX
FRONT WHEEL MXC, EXC, EGS

BRAKE CALIPER FRONT
REAR WHEEL (PG. 1)
REAR WHEEL (PG. 2)
BRAKE CALIPER REAR
HEAD LIGHT
FLASHER - REAR LIGHT
SPEEDOMETER EXC USA
SPEEDOMETER EXC
SPEEDOMETER EGS
WIRING HARNESS EXC
WIRING HARNESS EGS
ACCESSORIES
SPECIAL TOOLS
TECHNICAL DATA - ENGINE 1
TECHNICAL DATA - ENGINE 2
TECHNICAL DATA - CHASSIS
MAINTENANCE SCHEDULE
TORQUES - CARB SETTINGS

KTM

ERSATZTEILKATALOG 1999 **SPARE PARTS MANUAL**



MOTOR ENGINE

250/300 380

TECHNISCHE DATEN / TECHNICAL DATA

**ART.NR. 3.204.54
7.98**

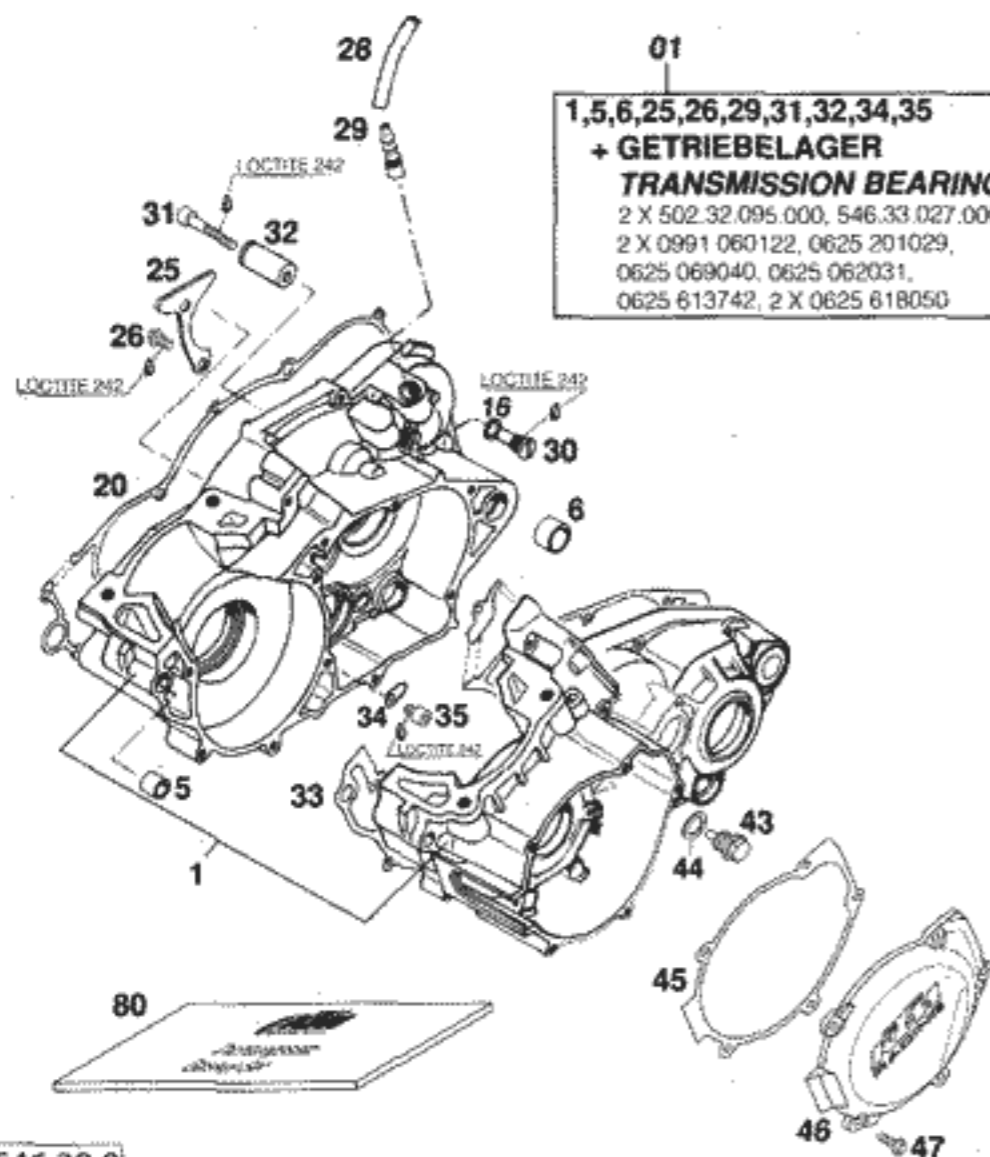
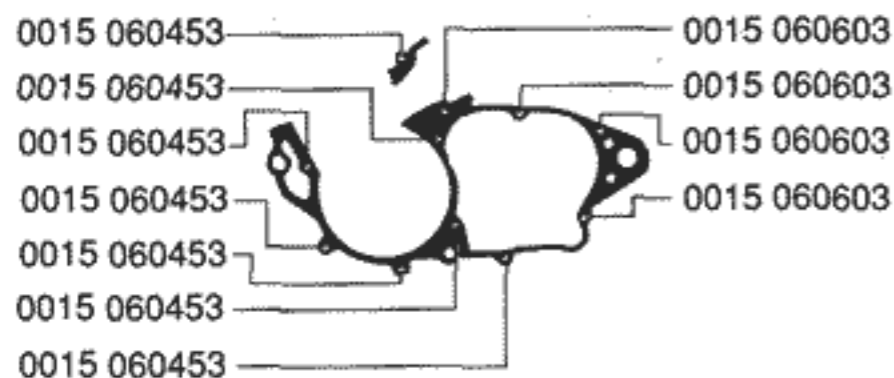


FIG	TEILNR/PARTNR	BEZEICHNUNG	DESCRIPTION	QTY
01*	547.30.000.044	MOTORGEHÄUSE KPL. MIT LAGER'99	ENGINE CASE CPL.W.TRAN.BEAR'99	1
5	546.30.027.000	PASSBÜCHSE 13,8X11X12	DOWEL BUSHING 13,8X11X12	1
6	501.30.027.000	PASSHÜLSE 19 X15,1X12	DOWEL 19 X15,1X12	1
16	580.38.032.110	CU-DICHTRING 9 X 13 X 1	CU-SEAL RING 9 X 13 X1	1
20	546.30.025.100	KUPPLUNGSDECKELDICHTUNG 0,5MM	CLUTCH COVER GASKET 0,5MM	1
25	546.30.017.000	HALTEBLECH	RETAINING PLATE	1
26	0015 060123	SK.BUNDSCHRAUBE M 6X12 SW=8	HH COLLAR SCREW M 6X12 WS=8	2
28	550.07.016.001	SCHLAUCH 7X10 PER METER	PVC-HOSE 7X10 PER METER	0,25
29	546.30.022.000	ENTLÜFTUNGSSTUTZEN '94	BLEEDER FLANGE '94	1
30	545.30.001.150	FLACHKOPFSCHRAUBE M.ZAPFEN	FLAT HEAD SCREW WITH PIN	1
31	0912 060404	ISK.SCHRAUBE DIN0912-M 6X40	AH SCREW DIN0912-M 6X40	1
32	546.33.018.400	LAGERZAPFEN F. STARTERZW.RAD	BEARING PIN	1
33	546.30.039.200	GEHÄUSEDICHT. 0,5MM 250-380'98	CASE GASKET 0,5MM 250-380'98	1
34	546.34.049.000	HALTEBLECH	RETAINING PLATE	2
35	0912 060083	ISK.SCHRAUBE DIN0912-M 6X 8	AH SCREW DIN0912-M 6X 8	2
43	580.30.021.000	ÖLABLASSCHR.B.M.MAGNET M12X1,5	OILDRAIN PLUG W.MAGNET M12X1,5	1
44	580.38.022.000	CU-DICHTRING DIN7603-12X18X1,5	CU-SEAL RING DIN7603-12X18X1,5	1
45*	547.30.040.000	ZÜNDUNGSDECKELDICHTUNG 1MM '99	IGNITION COVER GASKET 1MM '99	1
46*	547.30.002.000	ZÜNDUNGSDECKEL 250-380 '99	IGNITION COVER 250-380 '99	1
47	0015 050163	SK.BUNDSCHRAUBE M 5X16 SW=8	HH COLLAR SCREW M 5X16 WS=8	5
80*	546.30.099.000	DICHTUNGSSATZ 250/300/380 '99	GASKET SET 250/300/380 '99	1

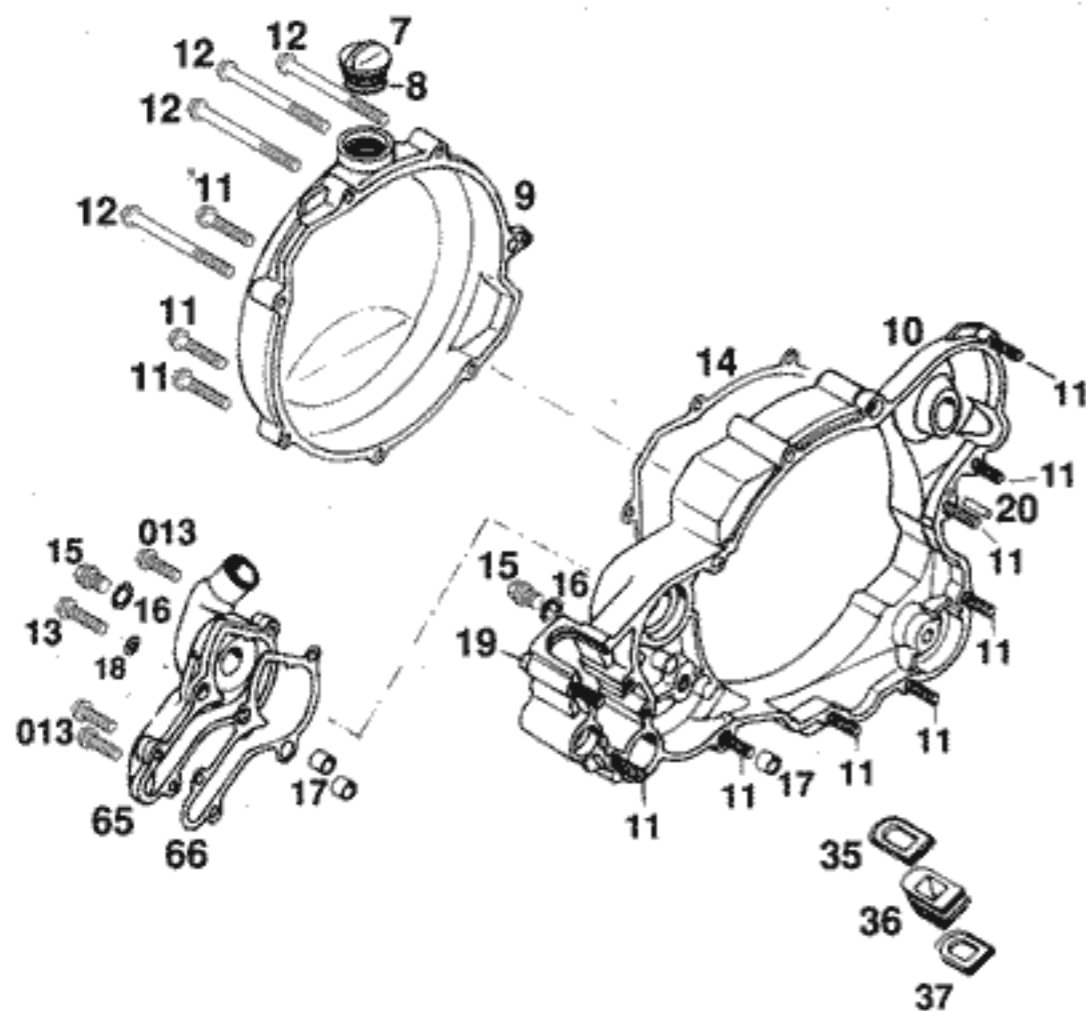


FIG	TEILNR/PARTNR	BEZEICHNUNG	DESCRIPTION	QTY
7	580.30.020.000	ÖLEINFÜLLSCHRAUBE M24 X 3	PLUG M24 X 3	1
8	0770 160030	O-RING 16,00X3,00 NBR 70	O-RING 16,00X3,00 NBR 70	1
9	546.30.101.000/90	KUPPLUNGSAUSSENDECKEL '98	OUTER CLUTCH COVER '98	1
10	546.30.001.300	KUPPLUNGSDECKEL 250/300/360'96	CLUTCH COVER 250/300/360 '96	1
11	0015 060303	SK.BUNDSCHRAUBE M 6X30 SW=8	HH COLLAR SCREW M 6X30 WS=8	11
12	0015 060703	SK.BUNDSCHRAUBE M 6X70 SW=8	HH COLLAR SCREW M 6X70 WS=8	4
13	0015 060253	SK.BUNDSCHRAUBE M 6X25 SW=8	HH COLLAR SCREW M 6X25 WS=8	2
013	0015 060203	SK.BUNDSCHRAUBE M 6X20 SW=8	HH COLLAR SCREW M 6X20 WS=8	3
14	546.30.025.050	KUPPLUNGSAUSSENDECKELDICHUNG	OUTER CLUTCH COVER GASKET	1
15	0910 100003	VERSCHL.SCHR. DIN0910-M10X1	PLUG DIN0910-M10X1	2
16	420.13.226.000	CU-DICHTRING DIN7603-10X16X1	CU-SEAL RING DIN7603-10X16X1	2
17	490.30.090.000	PASSHÜLSE 9,8 X 7 X 10	DOWEL 9,8 X 7 X 10	3
18	0603 061001	CU-DICHTRING DIN7603- 6X10X1	CU-SEAL RING DIN7603- 6X10X1	2
19	0015 060453	SK.BUNDSCHRAUBE M 6X45 SW=8	HH COLLAR SCREW M 6X45 WS=8	1
20	0007 050160	ZYLINDERSTIFT DIN0007- 5X16	CYLINDER PIN DIN0007- 5X16	1
35	546.37.207.000	DICHTELEMENT OBEN	SEALING ELEMENT TOP	1
36	546.37.007.000	ABDICHTUNG	GASKET	1
37	546.37.107.000	DICHTELEMENT UNTEN	SEALING ELEMENT BOTTOM	1
65	546.35.001.000	WASSERPUMPENDECKEL	WATER PUMP COVER	1
66	546.35.003.200	WASSERPUMPENDECKELDICHUNG	WATER PUMP COVER GASKET	1

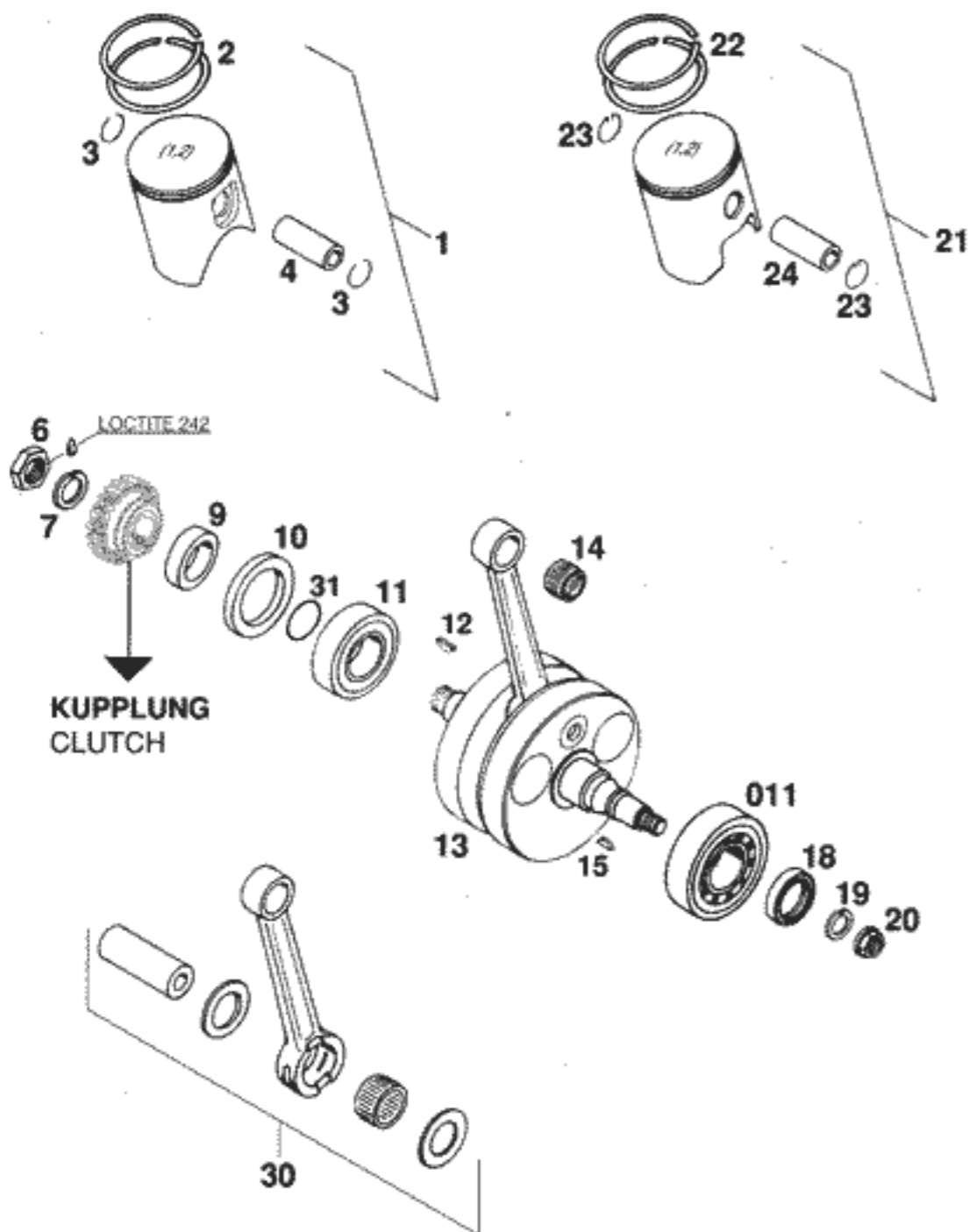


FIG	TEILNR/PARTNR	BEZEICHNUNG	DESCRIPTION	QTY
1*	546.30.007.600/ I	KOLBEN I KPL. 67,5MM 250'99	PISTON I CPL. 67,5MM 250'99	1
1*	546.30.007.600/ II	KOLBEN II KPL. 67,5MM 250'99	PISTON II CPL. 67,5MM 250'99	1
1*	547.30.007.300/ I	KOLBEN I KPL. 78,0MM 380'99	PISTON I CPL. 78,0MM 380'99	1
1*	547.30.007.300/ II	KOLBEN II KPL. 78,0MM 380'99	PISTON II CPL. 78,0MM 380'99	1
2	546.30.032.000	R-RING 67,5X1 250 CC	SQUARE RING 67,5X1 250 CC	2
2	547.30.032.000	R-RING 78,0X1,25 360/380 CC	SQUARE R. 78,0X1,25 360/380 CC	2
3	540.30.074.000	DRAHTSPRENGRING C18X1,5	WIRE LOCK RING C18X1,5	2
4	547.30.033.000	KOLBENBOLZEN 18 X 48	PISTON PIN 18 X 48	1
6	546.30.029.000	SK-MUTTER M18X1,5-LINKS	HEX.NUT L/SH M18X1,5	1
7	581.32.072.000	SPERRKANTRING VSK 18	LOCK WASHER VSK 18	1
9	546.30.016.400	DISTANZHÜLSE 28X38X11,5	SPACER SLEEVE 28X38X11,5	1
10	0760 385273	WELLENDICHTRING 38X52X7 BTSL	SHAFT SEAL RING 38X52X7BTSL	1
11	0625 622064	RILLENKUGELLAGER 62206.803107	BALL BEARING 62206.803107	1
011	565.30.123.100	ZYLINDERROLLENLAGER NJ207 NSK	CYLIND. ROLLER BEARING NJ207NSK	1
12	6 946 005	SCHEIBENFEDER 5X6,5 GEHÄRTET	WOODRUFF KEY 5X6,5 HARDED	1
13*	546.30.018.500	KURBELWELLE HUB 69,5 „250“ '99 D=113MM	CRANKSHAFT STR. 69,5 „250“ '99 D=113MM	1
13	546.30.318.400	KURBELWELLE HUB 73 „300“	CRANKSHAFT STROKE 73 „300“	1
13	547.30.018.500	KURBELWELLE HUB 77 „380“	CRANKSHAFT STROKE 77 „380“	1
14	544.30.034.000	NADELLAGER KBK 18X22X20	NEEDLE BEARING KBK 18X22X20	1
15	0888 030050	SCHEIBENFEDER DIN6888-3X5X13	WOODRUFF KEY DIN6888-3X5X13	1
18	0760 253570	WELLENDICHTRING 25X35X7 BTSL	SHAFT SEAL RING 25X35X7 BTSL	1
19	502.30.029.012	SPERRKANTRING VSK 12	LOCKING RING VSK 12	1
20	490.30.021.000	BUNDMUTTER M12X1 RECHTS	COLLAR NUT M12X1 R/S	1
21	546.30.307.400/ I	KOLBEN I KPL. 72,0MM 300'96	PISTON I CPL. 72,0MM 300'96	1
21	546.30.307.400/ II	KOLBEN II KPL. 72,0MM 300'96	PISTON II CPL. 72,0MM 300'96	1
22	546.30.332.000	R-RING 72,0X1,25 300 CC	SQUARE RING 72,0X1,25 300 CC	2
23	543.30.074.000	DRAHTSPRENGRING SKA 18	WIRE LOCK RING SKA 18	2
24	546.30.033.000	KOLBENBOLZEN 18 X 44	PISTON PIN 18 X 44	1
30	546.30.015.044	PLEUJEL-REP.SATZ 250/300 '96	CONROD REPAIR KIT 250/300 '96	1
30	547.30.015.000	PLEUJEL-REP. SATZ 360/380 '97	CON.ROD REPAIR KIT 360/380 '97	1
31	0770 250015	O-RING 25,00X1,50 NBR 70	O-RING 25,00X1,50 NBR 70	1

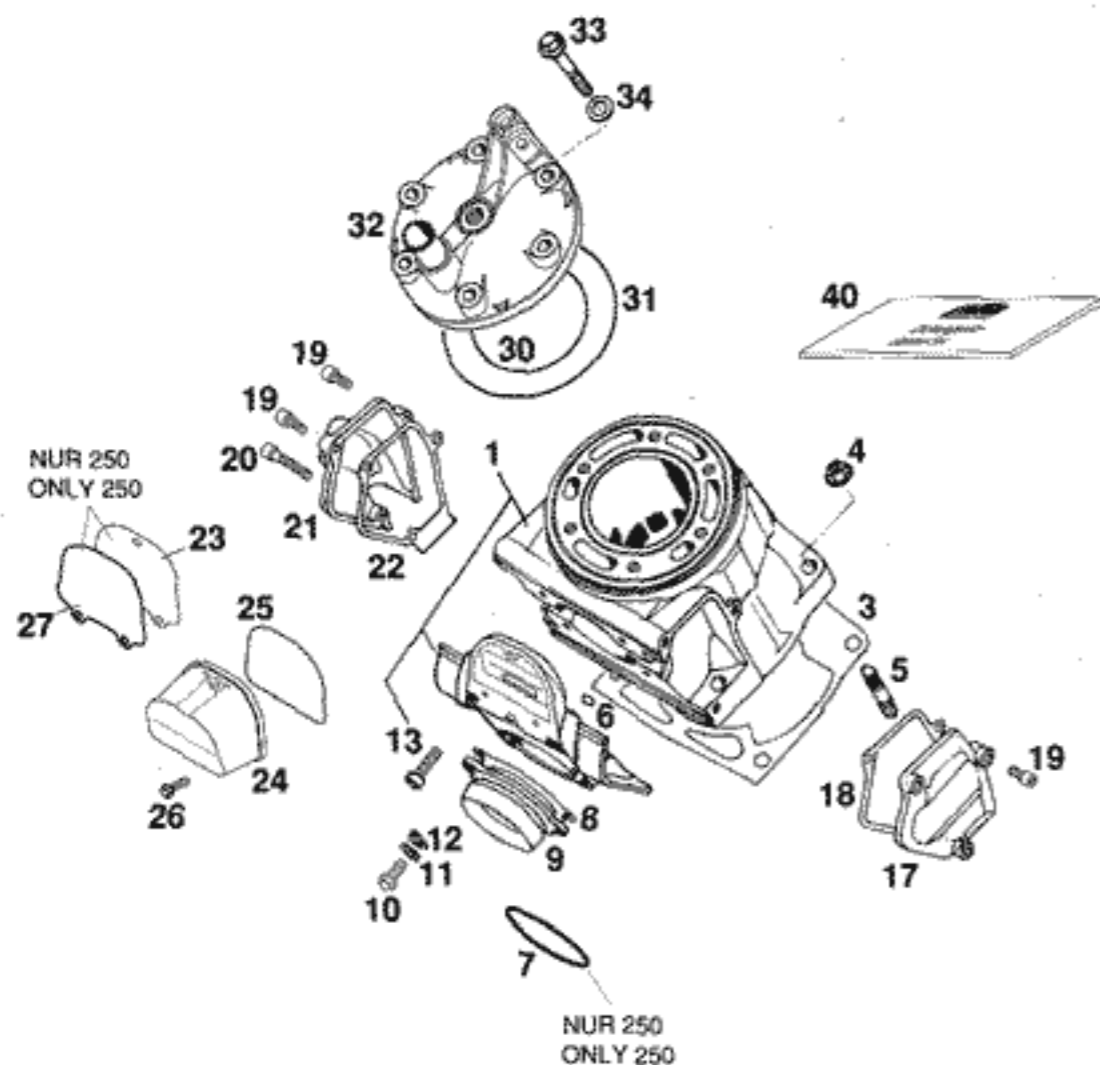


FIG	TEILNR/PARTNR	BEZEICHNUNG	DESCRIPTION	QTY
1*	546.30.105.244	ZYLINDER KPL.M.FLANSCH 250'99	CYLINDER CPL.W.FLANGE 250'99	1
1	546.30.405.144	ZYLINDER KPL.M.FLANSCH 300'98	CYLINDER CPL.W.FLANGE 300'98	1
1	547.30.005.244	ZYLINDER KPL.M.FLANSCH 380'98	CYLINDER CPL.W.FLANGE 380'98	1
3	546.30.030.102	ZYL.FUSSDICHTUNG 0,20MM '96	CYLINDER BASE GASKET 0,20MM'96	X
3	546.30.030.104	ZYL.FUSSDICHTUNG 0,40MM '98	CYLINDER BASE GASKET 0,40MM'98	X
3	546.30.030.105	ZYL.FUSSDICHTUNG 0,50MM '96	CYLINDER BASE GASKET 0,50MM'96	X
3	546.30.030.107	ZYL.FUSSDICHTUNG 0,75MM '96	CYLINDER BASE GASKET 0,75MM'96	X
4	546.30.044.000	BUNDMUTTER M10 SW=13	COLLAR NUT M10 WS=13	4
5	0835 100351	STIFTSCHRAUBE DIN0835-M10X35 250/300	STUD DIN0835-M10X35 250/300	4
5	0835 100403	STIFTSCHRAUBE DIN0835-M10X40 380	STUD DIN0835-M10X40 380	4
6	0770 116241	O-RING 11,3 X2,4 SILICON	O-RING 11,3 X2,4 SILICON	4
7*	0770 440030	O-RING 44,00X3,00 VITON NUR 250	O-RING 44,00X3,00 VITON ONLY 250	4
8	546.30.046.000	AUSPUFFSTUTZENDICHTUNG	EXHAUST FLANGE GASKET	1
9*	547.05.003.000	AUSPUFFFLANSCH KPL. 250 '99	EXHAUST FLANGE CPL. 250 '99	1
9	546.05.073.000	AUSPUFFFLANSCH 300/380	EXHAUST FLANGE 300/380	1
10	0015 060163	SK.BUNDSCHRAUBE M 6X16 SW=8	HH COLLAR SCREW M 6X16 WS=8	3
11	0137 060000	FEDERSCHEIBE DIN0137-B 6	SPRING WASHER DIN0137-B 6	3
12	510.05.074.000	FEDERLASCHE	RETAINING PLATE	3
13	0912 060303	ISK.SCHRAUBE DIN0912-M 6X30	AH SCREW DIN0912-M 6X30	4
17	546.37.105.000	SEITENDECKEL LINKS	CONTROL COVER L/S	1
18	546.37.106.000	DICHTUNG FÜR SEITENDECKEL	GASKET FOR SIDE COVER	1
19	0912 050123	ISK.SCHRAUBE DIN0912-M 5X12	AH SCREW DIN0912-M 5X12	5
20	0912 050303	ISK.SCHRAUBE DIN0912-M 5X30	AH SCREW DIN0912-M 5X30	1
21	546.37.005.000	STEUERUNGSDECKEL RECHTS	CONTROL COVER R/S	1
22	546.37.006.100	DICHTUNG FÜR STEUERUNGSDECKEL	GASKET FOR CONTROL COVER	1
23*	547.37.010.050	ZW.FLANSCHDECKELDICHT. 250'99 NUR 250	FLANGE COVER GASKET 250 '99 ONLY 250	1
24	547.37.010.000	ZWISCHENFLANSCHDECKEL KTC '98	FLANGE COVER KTC '98	1
25	0770 690020	O-RING 69,00X2,00 NBR 70	O-RING 69,00X2,00 NBR 70	1
26	0015 050203	SK.BUNDSCHRAUBE M 5X20 SW=8	HH COLLAR SCREW M 5X20 WS=8	3

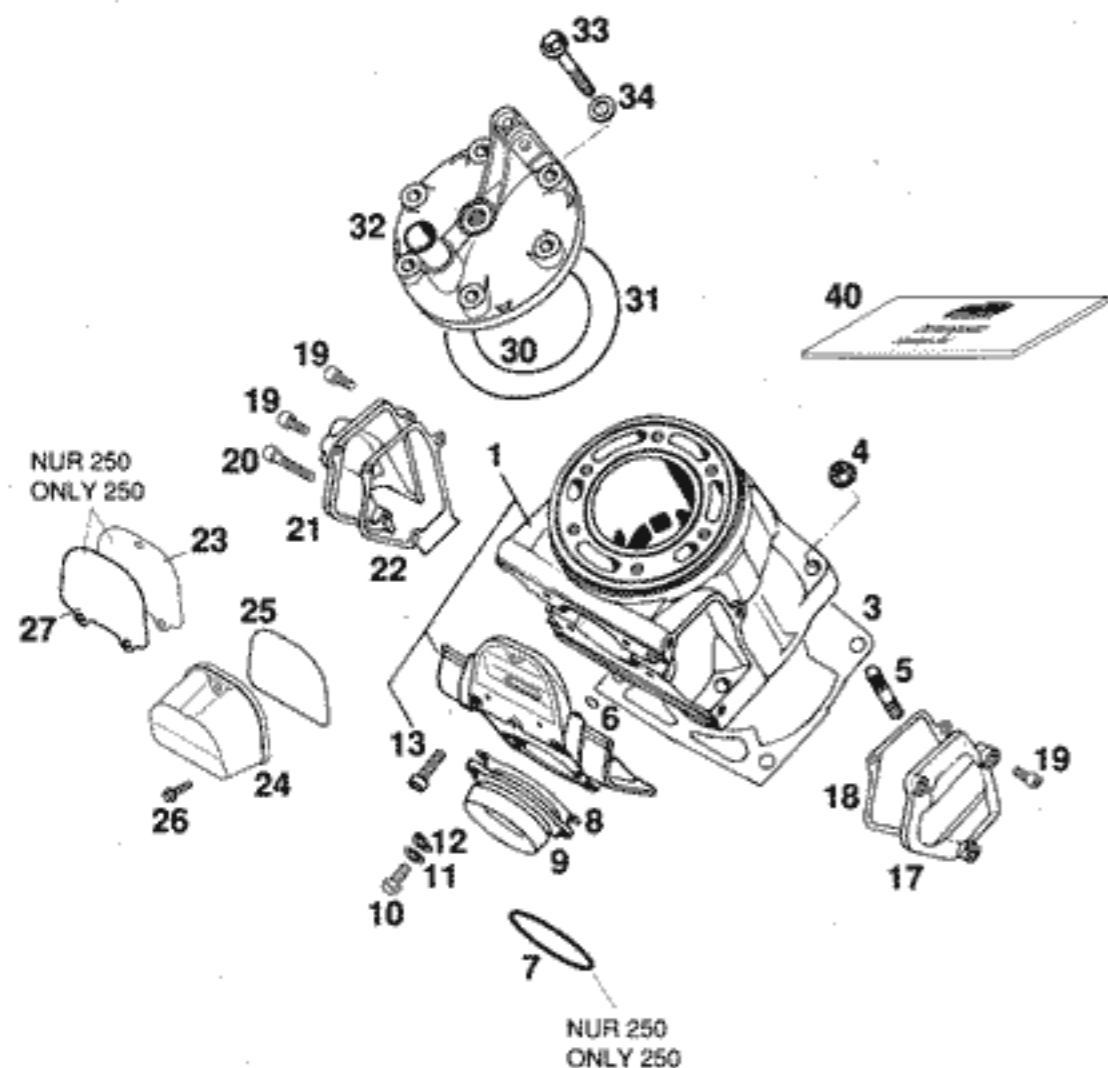


FIG	TEILNR/PARTNR	BEZEICHNUNG	DESCRIPTION	QTY
27*	547.37.010.051	ABDECK.ZWISCHENFLAN. ALU 1,2MM NUR 250	COVER FLANGE ALU 1,2MM ONLY 250	1
30	0770 740021	O-RING 74,00X2,00 SILICON	O-RING 74,00X2,00 SILICON	1
30	0770 780021	O-RING 78,00X2,00 SILICON	O-RING 78,00X2,00 SILICON	1
30	0770 840021	O-RING 84,00X2,00 SILICON	O-RING 84,00X2,00 SILICON	1
31	0770 114020	O-RING 114,00X2,00 SILICON	O-RING 114,00X2,00 SILICON	1
32*	546.30.006.700	ZYLINDERKOPF „2502“ 250'99	CYLINDER HEAD „2502“ 250'99	1
32	546.30.306.600	ZYLINDERKOPF „3001“ 300'96	CYLINDER HEAD „3001“ 300'96	1
32	547.30.006.100	ZYLINDERKOPF „3602“ 360/380'97	CYLINDER HEAD „3602“ 360/380'97	1
33	565.30.079.000	BUNDSCHRAUBE M8X42-10.9	SPECIAL SCREW M8X42-10.9	6
34	565.30.080.000	CU-DICHTRING 8 X 16 X 1	CU-SEAL RING 8 X 16 X 1	6
40*	546.30.097.000	DICHTUNGSSATZ ZYLINDER '96-'99	GASKET SET CYLINDER '96-'99	1

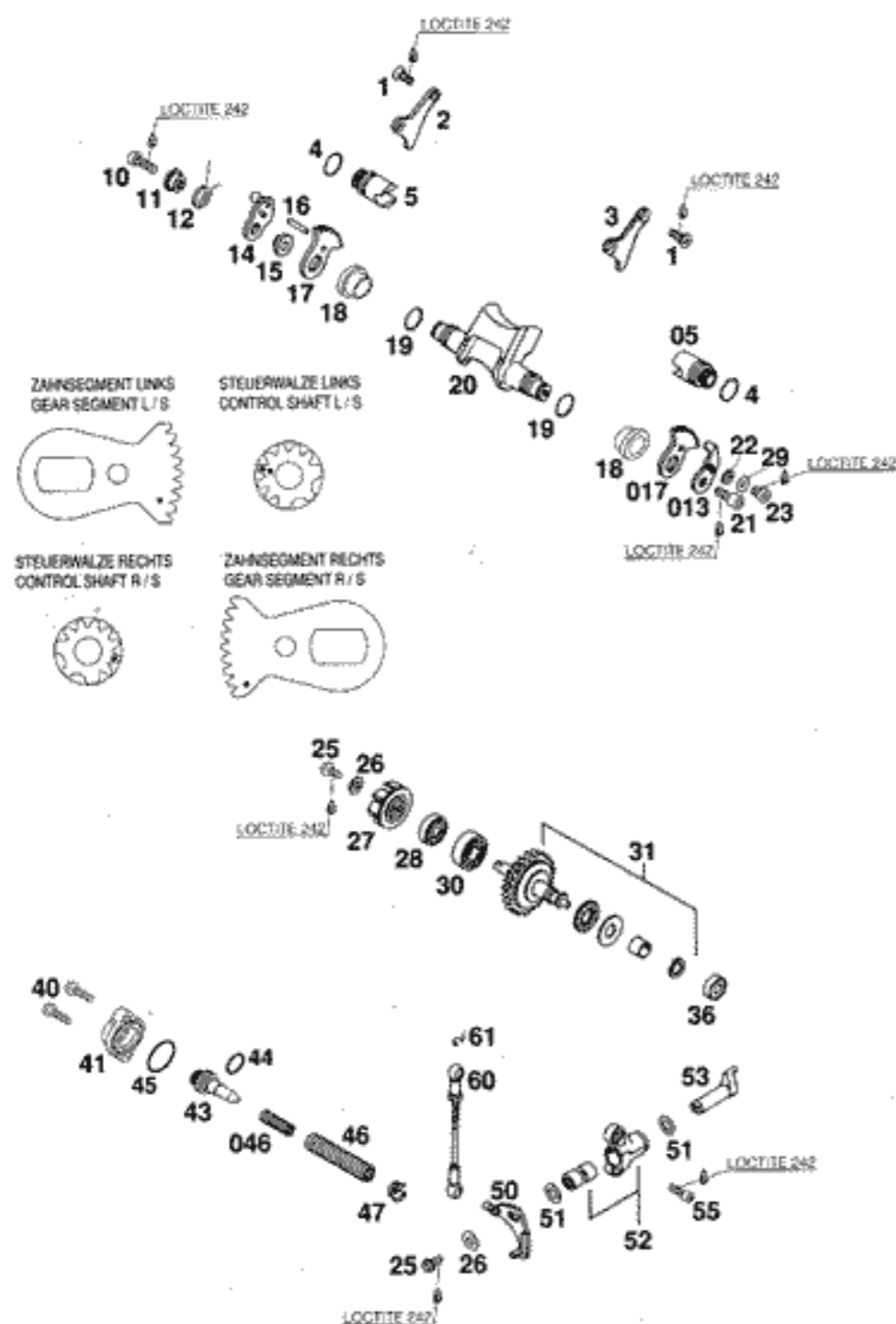
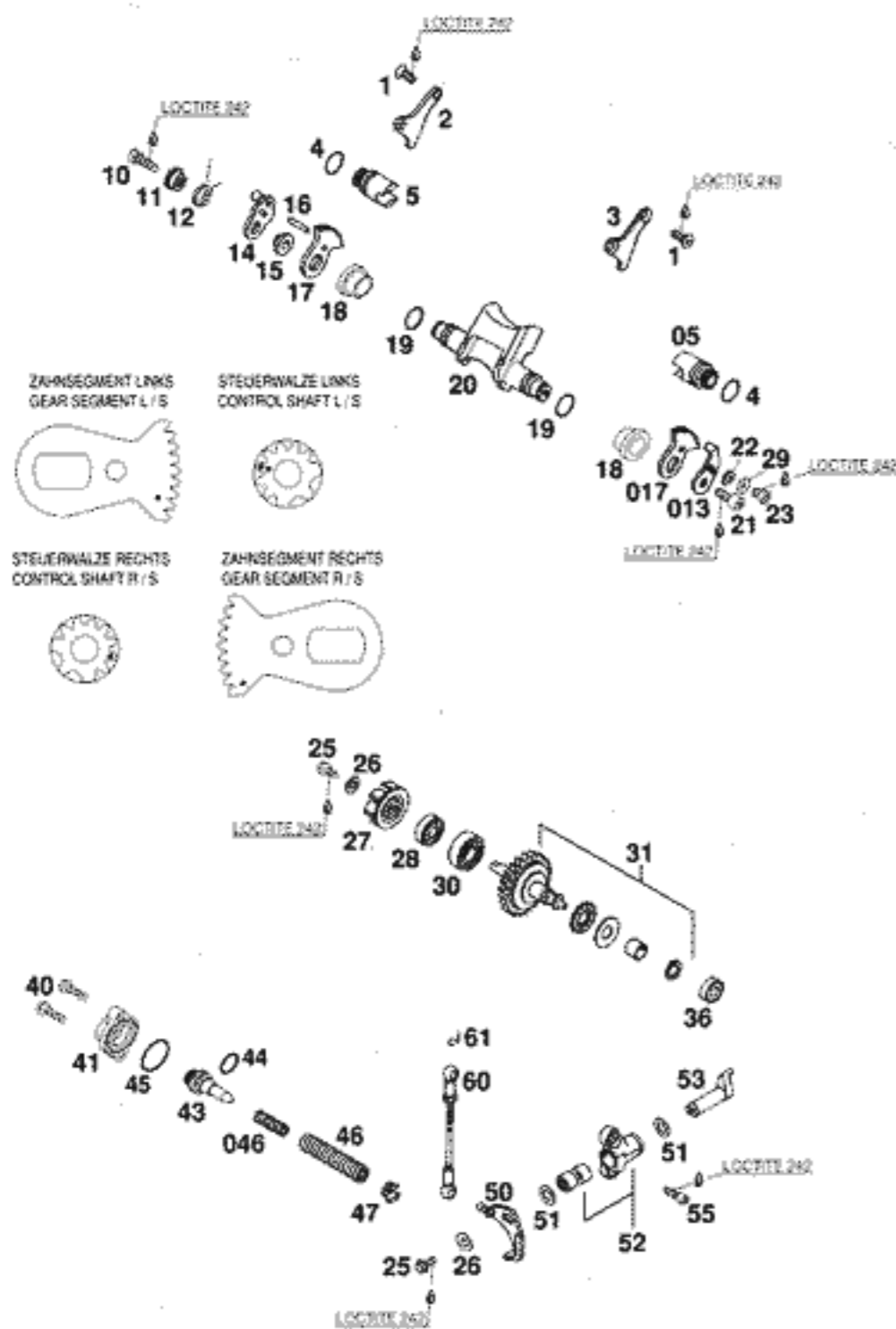


FIG	TEILNR/PARTNR	BEZEICHNUNG	DESCRIPTION	QTY
1	0965 050103	SENKSCHRAUBE DIN0965-M 5X10	FLAT HEAD SCREW DIN0965-M 5X10	4
2	546.37.062.000	HALTEBLECH RECHTS 250	RETAINING PLATE R/S 250	1
2	546.37.362.000	HALTEBLECH RECHTS 300/360/380	RETAINING PLATE R/S 300/360/380	1
3	546.37.063.000	HALTEBLECH LINKS 250	RETAINING PLATE L/S 250	1
3	546.37.363.000	HALTEBLECH LINKS 300/360/380	RETAINING PLATE L/S 300/360/380	1
4	0770 160021	O-RING 16,00X2,00 SILICON	O-RING 16,00X2,00 SILICON	2
05	546.37.061.444	STEUERW. KPL. LINKS „L“ 250'96	CONTROL ROLLER L/S „L“ 250'96	1
05	546.37.361.444	STEUERW. KPL. LI. „L“ 300/360/380	CONTR. VALVE L/S „L“ 300/360/380	1
5	546.37.061.544	STEUERWALZE KPL. RECHTS 250'96	CONTROL ROLLER CPL. R/S 250'96	1
5	546.37.361.544	STEUERWALZE KPL. RE. 300/360/380	CONTROL VALVE R/S 300/360/380	1
10	0912 060203	ISK.SCHRAUBE DIN0912-M 6X20	AH SCREW DIN0912-M 6X20	1
11	546.37.067.000	FEDERHÜLSE	SPRING SLEEVE	1
12	546.37.066.000	ÜBERLASTFEDER	OVERLOAD SPRING	1
013	546.37.085.300	ANSCHLAGBLECH STEUERKLAPPE '92	RETAIN. PLATE CONTROL FLAP '92	1
14	546.37.065.000	EINSTELLHEBEL	CONTROL LEVER WITH BALL TYPE	1
15	546.37.068.100	LAGERHÜLSE	BEARING SLEEVE	1
16	0007 050160	ZYLINDERSTIFT DIN0007- 5X16	CYLINDER PIN DIN0007- 5X16	1
17	546.37.064.000	ZAHNSEGMENT RECHTS 250	GEAR SEGMENT R/S 250	1
017	546.37.064.050	ZAHNSEGMENT LINKS M6 250	GEAR SEGMENT L/S M6 250	1
17	546.37.364.000	ZAHNSEGMENT RECHTS 300/360/380	GEAR SEGMENT R/S 300/360/380	1
017	546.37.364.050	ZAHNSEGMENT LI. M6 300/360/380	GEAR SEGM. L/S M6 300/360/380	1
18	547.37.019.000	LAGERHÜLSE FÜR STEUERKLAPPE'97	BEAR. SLEEVE F. CONTROL FLAP'97	2
19	0770 150151	O-RING 15,00X1,50 SILICON	O-RING 15,00X1,50 SILICON	2
20*	546.37.020.800	STEUERKLAPPE „2504“ 250'99	CONTROL FLAP „2504“ 250'99	1
20	546.37.320.700	STEUERKLAPPE „3003“ 300'98	CONTROL FLAP „3003“ 300'98	1
20	547.37.020.200	STEUERKLAPPE „3603“ 380'98	CONTROL FLAP „3603“ 380'98	1
21	0912 060163	ISK.SCHRAUBE DIN0912-M 6X16	AH SCREW DIN0912-M 6X16	1
22	546.37.056.000	SCHEIBE 6,5X11X2 ALU	WASHER 6,5X11X2 ALU	1
23	0984 060063	ZYL.SCHRAUBE DIN7984-M 6X 6	AH SCREW DIN7984-M 6X 6	1
25	0015 050123	SK.BUNDSCHRAUBE M 5X12 SW=8	HH COLLAR SCREW M 5X12 WS=8	2
26	0349 000050	SCHEIBE DIN7349- 5X15X2	WASHER DIN7349- 5X15X2	2
27	546.35.005.000	WASSERPUMPENRAD	WATER PUMP WHEEL	1
28	0760 082472	WELLENDICHTRING 8X24X7	SHAFT SEAL RING 8X24X7	1
29	0137 060000	FEDERSCHEIBE DIN0137-B 6	SPRING WASHER DIN0137-B 6	X
30	0625 160026	RILLENKUGELLAGER 16002	BALL BEARING 16002	1

FIG	TEILNR/PARTNR	BEZEICHNUNG	DESCRIPTION	QTY
31	546.37.050.344	FLIEHKRAFTVERSTELLER KOMPLETT	CENTRIFUGAL TIMER CPL.	1
36	546.37.098.000	RILLENKUGELLAGER 626.2RS1.C3	GROOVED BALL BEAR. 626.2RS1.C3	1
40	0015 050203	SK.BUNDSCHRAUBE M 5X20 SW=8	HH COLLAR SCREW M 5X20 WS=8	2
41	546.37.070.100	VERSCHLUSSDECKEL 250-380'98	COVER LID 250-380'98	1
43	546.37.075.100	FEDERWIDERLAGER 250-380'98	SPRING GUIDE 250-380'98	1
44	0770 021120	O-RING 12,37X2,62 NBR70	O-RING 12,37X2,62 NBR70	1
45	0770 240020	O-RING 24,00X2,00 NBR70	O-RING 24,00X2,00 NBR70	1
46	546.37.072.000	EINSTELLFEDER L=65MM D=1,8MM NUR 250	ADJUST.SPRING L=65MM D=1,8MM ONLY 250	1
46	546.37.072.100	EINSTELLFEDER L=65MM D=2MM '96 NUR 300/380	ADJUST.SPRING L=65MM D=2MM '96 ONLY 300/380	1
046	546.37.072.300	HILFSFEDER '95	AUXILIARY SPRING '95	1
47	546.37.071.200	FEDEREINSATZ	SPRING INSERT '91	1
50	546.37.055.244	WINKELHEBEL KPL. '91	ANGLE LEVER CPL. '91	1
51	0988 101610	PASSCHEIBE DIN988-10X16X1	SHIM WASHER DIN988 10X16X1,0	2
52	546.37.059.244	LAGERBOCK KPL.	BEARING SUPPORT CPL.	1
53	546.37.057.200	VERSTELLHEBEL '91	CONTROL LEVER '91	1
55	0912 050163	ISK.SCHRAUBE DIN0912-M 5X16	AH SCREW DIN0912-M 5X16	2
60	546.37.095.344	GESTÄNGE KPL. 250/300/360/380	CONNECT.ROD 250/300/360/380	1
61	502.37.195.055	SICHERUNGSBÜGEL DIN-71805-S-8	SECURING DIN-71805-S-8	2



ACHTUNG !!!
 Vor dem Einbau des Vergasers, Bedüsung kontrollieren.
CAUTION !!!
 Before mounting the carburetor, check the jetting.

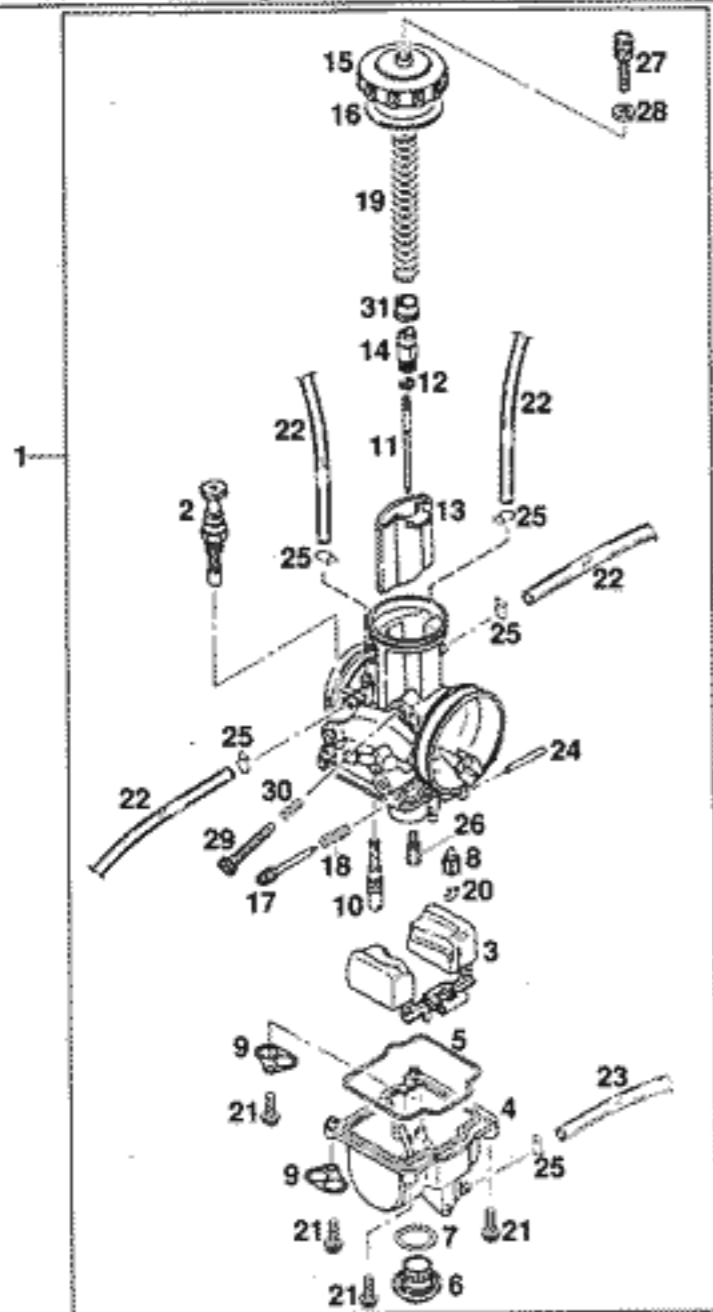


FIG	TEILNR/PARTNR	BEZEICHNUNG	DESCRIPTION	QTY
1	546.31.201.044	VERGASER KEIHIN PWK38 100598	CARBURETOR KEIHIN PWK 38 '93	1
2	546.31.245.000	STARTKOLBEN KPL.	STARTER PISTON CPL.	1
3	546.31.209.000	SCHWIMMER R-39	FLOAT R-39	1
4	546.31.211.000	SCHWIMMERGEHÄUSE	FLOAT CHAMBER	1
5	545.31.610.000	DICHTUNG SCHWIMMERGEHÄUSE	GASKET FLOAT CHAMBER	1
6	545.31.699.000	VERSCHLUSSSCHRAUBE M18X1	PLUG M18X1 KEIHIN	1
7	0770 180230	O-RING 18,00X2,30 NBR 70	O-RING	1
8	546.31.220.000	SCHWIMMERNADEL	FLOAT NEEDLE 1062-814-2100	1
9	545.31.612.100	HALTEBLECH F. ENTLÜFTUNGSSCHL.	RETAINING PLATE FOR BLEEDER	2
10	545.31.607.035	LEERLAUFDÜSE GR.35 KEIHIN	IDLE JET 35 KEIHIN	X
10	545.31.607.038	LEERLAUFDÜSE GR.38 KEIHIN	IDLE JET 38 KEIHIN	X
10	545.31.607.040	LEERLAUFDÜSE GR.40 KEIHIN	IDLE JET 40 KEIHIN	X
10	545.31.607.042	LEERLAUFDÜSE GR.42 KEIHIN	IDLE JET 42 KEIHIN	X
10	545.31.607.045	LEERLAUFDÜSE GR.45 KEIHIN	IDLE JET 45 KEIHIN	1
10	545.31.607.048	LEERLAUFDÜSE GR.48 KEIHIN	IDLE JET 48 KEIHIN	X
10	545.31.607.050	LEERLAUFDÜSE GR.50 KEIHIN	IDLE JET 50 KEIHIN	X
10	545.31.607.052	LEERLAUFDÜSE GR.52 KEIHIN	IDLE JET 52 KEIHIN	X
10	545.31.607.055	LEERLAUFDÜSE GR.55 KEIHIN	IDLE JET 55 KEIHIN	X
10	545.31.607.058	LEERLAUFDÜSE GR.58 KEIHIN	IDLE JET 58 KEIHIN	X
10	545.31.607.060	LEERLAUFDÜSE GR.60 KEIHIN	IDLE JET 60 KEIHIN	X
10	545.31.607.062	LEERLAUFDÜSE GR.62 KEIHIN	IDLE JET 62 KEIHIN	X
10	545.31.607.065	LEERLAUFDÜSE GR.65 KEIHIN	IDLE JET 65 KEIHIN	X
10	545.31.607.070	LEERLAUFDÜSE GR.70 KEIHIN	IDLE JET 70 KEIHIN	X
10	545.31.607.075	LEERLAUFDÜSE GR.75 KEIHIN	IDLE JET 75 KEIHIN	X
10	545.31.607.080	LEERLAUFDÜSE GR.80 KEIHIN	IDLE JET 80 KEIHIN	X
11	545.31.636.851	DÜSENNADEL N 85 A KEIHIN	JET NEEDLE N 85 A KEIHIN	X
11	545.31.636.852	DÜSENNADEL N 85 B KEIHIN	JET NEEDLE N 85 B KEIHIN	X
11	545.31.636.853	DÜSENNADEL N 85 C KEIHIN	JET NEEDLE N 85 C KEIHIN	1
11	545.31.636.854	DÜSENNADEL N 85 D KEIHIN	JET NEEDLE N 85 D KEIHIN	X
11	545.31.636.855	DÜSENNADEL N 85 E KEIHIN	JET NEEDLE N 85 E KEIHIN	X
11	545.31.636.004	DÜSENNADEL NOZ D KEIHIN	JET NEEDLE NOZ D KEIHIN	X
11	545.31.636.005	DÜSENNADEL NOZ E KEIHIN	JET NEEDLE NOZ E KEIHIN	X
11	545.31.636.006	DÜSENNADEL NOZ F KEIHIN	JET NEEDLE NOZ F KEIHIN	X
11	545.31.636.007	DÜSENNADEL NOZ G KEIHIN	JET NEEDLE NOZ G KEIHIN	1
11	545.31.636.008	DÜSENNADEL NOZ H KEIHIN	JET NEEDLE NOZ H KEIHIN	1
11	545.31.636.009	DÜSENNADEL NOZ I KEIHIN	JET NEEDLE NOZ I KEIHIN	X
11	545.31.634.168	DÜSENNADEL R 1468 J KEIHIN	JET NEEDLE R 1468 J KEIHIN	X
11	545.31.634.171	DÜSENNADEL R 1471 J KEIHIN	JET NEEDLE R 1471 J KEIHIN	X
11	545.31.634.172	DÜSENNADEL R 1472 J KEIHIN	JET NEEDLE R 1472 J KEIHIN	1

* = NEUTEIL / NEW PART

X = NACH BEDARF / AS REQUIRED

ACHTUNG !!!
 Vor dem Einbau des Vergasers, Bedüsung kontrollieren.
CAUTION !!!
 Before mounting the carburetor, check the jetting.

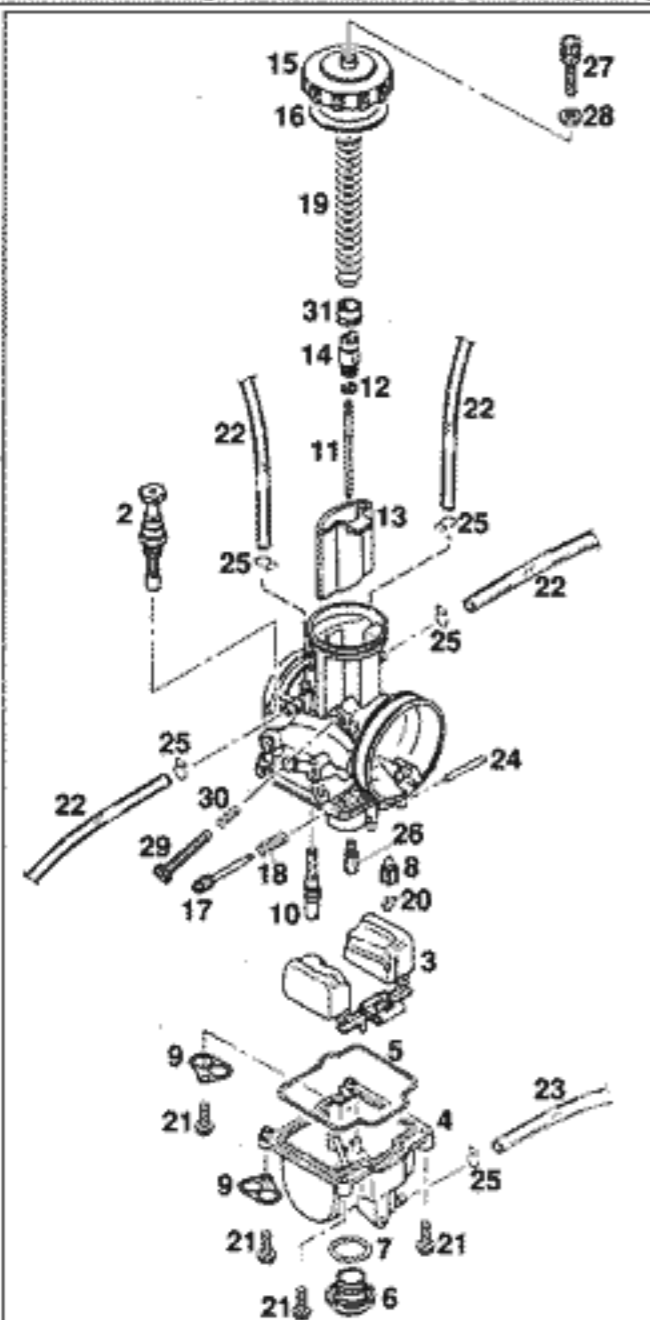


FIG	TEILNR/PARTNR	BEZEICHNUNG	DESCRIPTION	QTY
12	545.31.629.000	KLEMMFEDER	CLIP FOR JET NEEDLE	1
13	546.31.235.006	GASSCHIEBER 6	THROTTLE VALVE 6	1
14	546.31.232.000	NIPPEL	NIPPLE 1101-804-2001	1
15	546.31.227.000	VERGASERDECKEL	CARBURETOR COVER	1
16	545.31.628.000	GUMMIDICHTRING 40X46X1	RUBBER SEAL RING 40X46X1	1
17	545.31.617.000	STELLSCHRAUBE	ADJUSTMENT SCREW	1
18	545.31.615.000	FEDER FÜR STELSCHRAUBE	SPRING FOR ADJUSTMENT SCREW	1
19	546.31.230.000	SCHIEBERFEDER	SLIDING SPRING	1
20	545.31.621.000	KLAMMER	CLAMP	1
21*	0016 040133	SK.BUNDSCHRAUBE M 4X13 SW=6	HH COLLAR SCREW M 4X13 WS=6	4
22	310.07.007.001	PVC-SCHLAUCH 5 X 8 MM	PVC-HOSE 5 X 8 MM	1,92
23	520.31.137.001	PVC-SCHLAUCH 3 X 6 MM	PVC-HOSE 3 X 6 MM	0,39
24	545.31.608.000	STIFT 2,5X25	STUD 2,5X25	1
25	545.31.696.000	KLAMMER 6 MM	CLAMP 6 MM	X
26	545.31.623.150	HAUPTDÜSE GR.150 KEIHIN	MAIN JET 150 KEIHIN	X
26	545.31.623.158	HAUPTDÜSE GR.158 KEIHIN	MAIN JET 158 KEIHIN	X
26	545.31.623.160	HAUPTDÜSE GR.160 KEIHIN	MAIN JET 160 KEIHIN	X
26	545.31.623.165	HAUPTDÜSE GR.165 KEIHIN	MAIN JET 165 KEIHIN	X
26	545.31.623.170	HAUPTDÜSE GR.170 KEIHIN	MAIN JET 170 KEIHIN	X
26	545.31.623.172	HAUPTDÜSE GR.172 KEIHIN	MAIN JET 172 KEIHIN	X
26	545.31.623.175	HAUPTDÜSE GR.175 KEIHIN	MAIN JET 175 KEIHIN	1
26	545.31.623.178	HAUPTDÜSE GR.178 KEIHIN	MAIN JET 178 KEIHIN	X
26	545.31.623.180	HAUPTDÜSE GR.180 KEIHIN	MAIN JET 180 KEIHIN	X
26	545.31.623.182	HAUPTDÜSE GR.182 KEIHIN	MAIN JET 182 KEIHIN	X
26	545.31.623.185	HAUPTDÜSE GR.185 KEIHIN	MAIN JET 185 KEIHIN	X
26	545.31.623.188	HAUPTDÜSE GR.188 KEIHIN	MAIN JET 180 KEIHIN	X
26	545.31.623.190	HAUPTDÜSE GR.190 KEIHIN	MAIN JET 190 KEIHIN	X
26	545.31.623.195	HAUPTDÜSE GR.195 KEIHIN	MAIN JET 195 KEIHIN	X
27	545.31.625.000	STELLSCHRAUBE M6X0,75	ADJUSTMENT SCREW M6X0,75	1
28	520.31.126.000	SK.MUTTER M6X0,75 DIN0439	HEXAGON NUT M6X0,75 DIN0439	1
29	546.31.219.100	STELLSCHRAUBE M5	ADJUSTMENT SCREW M5	1
30	546.31.118.000	FEDER	SPRING	1
31	546.31.231.000	FEDERTASSE	SPRING CAP	1
32	503.31.029.031	SCHIEBERANSCHLAG L=31MM	SLIDE STOP L=31MM	X
33	503.31.029.036	SCHIEBERANSCHLAG L=36MM	SLIDE STOP L=36MM	X
34	0770 060018	O-RING 6,00X1,78	O-RING 6,00X1,78	X

* = NEUTEIL / NEW PART

X = NACH BEDARF / AS REQUIRED

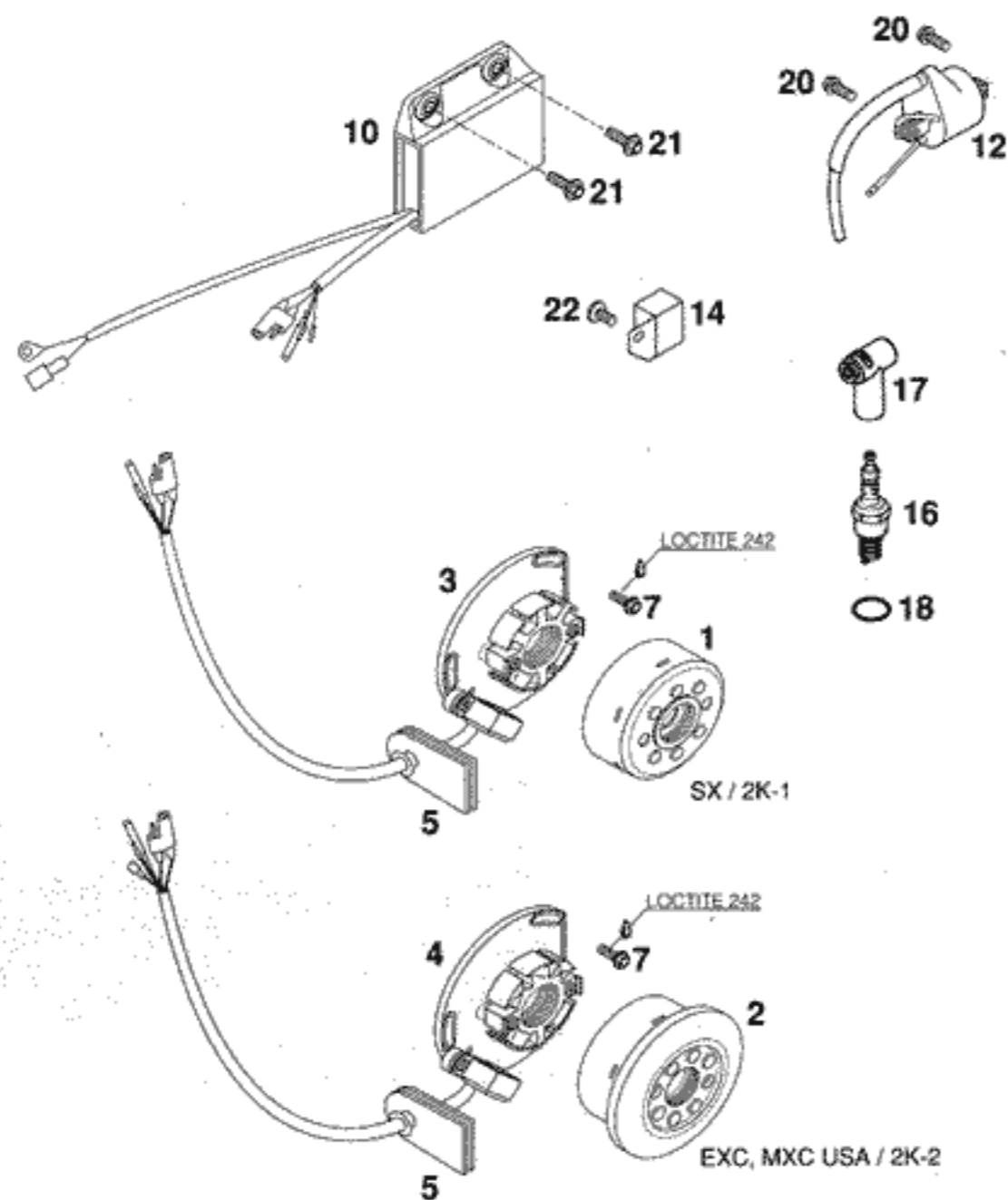


FIG	TEILNR/PARTNR	BEZEICHNUNG	DESCRIPTION	QTY
1	547.39.005.000	ROTOR KOKUSAN 2K-1 '97	FLYWHEEL KOKUSAN 2K-1 '97	1
2	547.39.005.144	ROTOR KOKUSAN 2K-2 KPL. '97	FLYWHEEL KOKUSAN 2K-2 CPL. '97	1
3	547.39.004.000	STATOR KOKUSAN 2K-1 '97	STATOR KOKUSAN 2K-1 '97	1
		250/380 SX	250/380 SX	
4	547.39.004.100	STATOR KOKUSAN 2K-2 '97	STATOR KOKUSAN 2K-2 '97	1
		250/300/380 MXC,EXC USA	250/300/380 MXC,EXC USA	
5	546.31.004.300	GUMMIDURCHFÜHRUNG	RUBBER PASSAGE	1
7	0015 050163	SK.BUNDSCHRAUBE M 5X16 SW=8	HH COLLAR SCREW M 5X16 WS=8	3
10*	546.39.031.200	DIGITALBOX KOKUSAN 250 '99	DIGITAL BOX KOKUSAN 250 '99	1
		250 SX EU/USA,250 MXC/EXC USA	250 SX EU/USA,250 MXC/EXC USA	
10	547.39.031.200	DIGITALBOX KOKUSAN 300/380 '98	DIGITAL BOX KOKUSAN 300/380'98	1
		300/380 SX/MXC/EXC USA, SX EU	300/380 SX/MXC/EXC USA, SX EU	
12	503.39.006.000	ZÜNDSPULE KOKUSAN 125-380 '98	IGNITION COIL KOKU. 125-380'98	1
14	547.11.034.000	SPANNUNGSREGLER KOKU. EXC USA	VOLTAGE REGULATOR KOKUSAN EXC	1
		250/300/380 EXC USA	250/300/380 EXC USA	
16	543.31.093.410	ZÜNDKERZE NGK BR8ECM	SPARK PLUG NGK BR8ECM	1
17	545.31.010.000	KERZENSTECKER LB05EMH NGK	SPARK PLUG CAP LB05EMH NGK	1
18	0770 150040	O-RING 15,00X4,00 NBR 70	O-RING 15,00X4,00 NBR 70	1
20	0015 060163	SK.BUNDSCHRAUBE M 6X16 SW=8	HH COLLAR SCREW M 6X16 WS=8	2
21	0014 060203	SK.BUNDSCHRAUBE M 6X20 SW=8	HH COLLAR SCREW M 6X20 WS=8	2
22	0014 060103	SK.BUNDSCHRAUBE M 6X10 SW=8	HH COLLAR SCREW M 6X10 WS=8	1

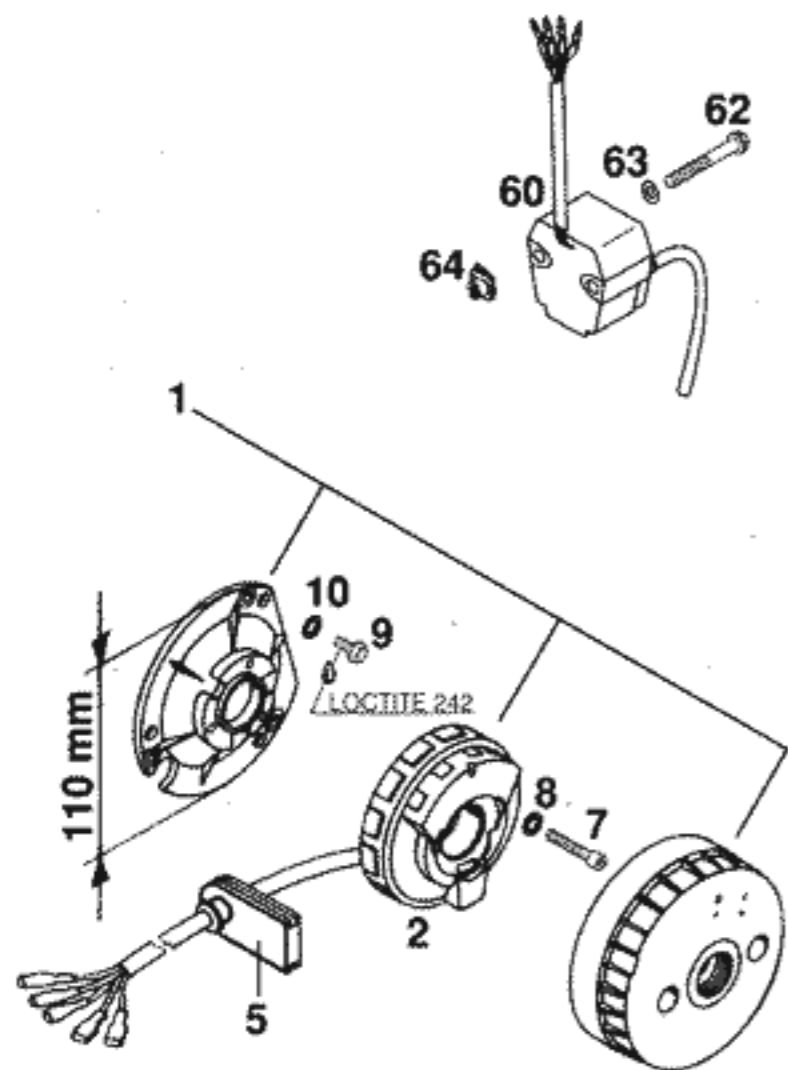


FIG	TEILNR/PARTNR	BEZEICHNUNG	DESCRIPTION	QTY
1	546.31.602.300	ZÜNDANLAGE K11 KPL. '92	IGNITION K11 CPL. '92	1
2	546.31.602.351	STATOR LOSE „19“	STATOR LOOSE „19“	1
5	546.31.004.300	GUMMIDURCHFÜHRUNG	RUBBER PASSAGE	1
7	0912 050303	ISK.SCHRAUBE DIN0912-M 5X30	AH SCREW DIN0912-M 5X30	3
8	0125 050003	UNTERLEGSCHIEBE DIN0125-A 5,0	WASHER DIN0125-A 5,0	3
9	0015 050123	SK.BUNDSCHRAUBE M 5X12 SW=8	HH COLLAR SCREW M 5X12 WS=8	3
10	0125 050003	UNTERLEGSCHIEBE DIN0125-A 5,0	WASHER DIN0125-A 5,0	3
12	0770 150040	O-RING 15,00X4,00 NBR 70	O-RING 15,00X4,00 NBR 70	1
31	545.31.010.000	KERZENSTECKER LB05EMH NGK	SPARK PLUG CAP LB05EMH NGK	1
60	546.31.606.100	ZÜNDMODUL TM 14-07	IGNITION MODUL TM 14-07	1
62	0015 060453	SK.BUNDSCHRAUBE M 6X45 SW=8	HH COLLAR SCREW M 6X45 WS=8	2
63	0125 060003	UNTERLEGSCHIEBE DIN0125-A 6,4	WASHER DIN0125-A 6,4	2
64	502.35.033.300	KLIPS-MÜTTERNHALTER M6 KP142	SNAP-NUT HOLDER M6 KP142	2
93	543.31.093.410	ZÜNDKERZE NGK BR8ECM	SPARK PLUG NGK BR8ECM	1



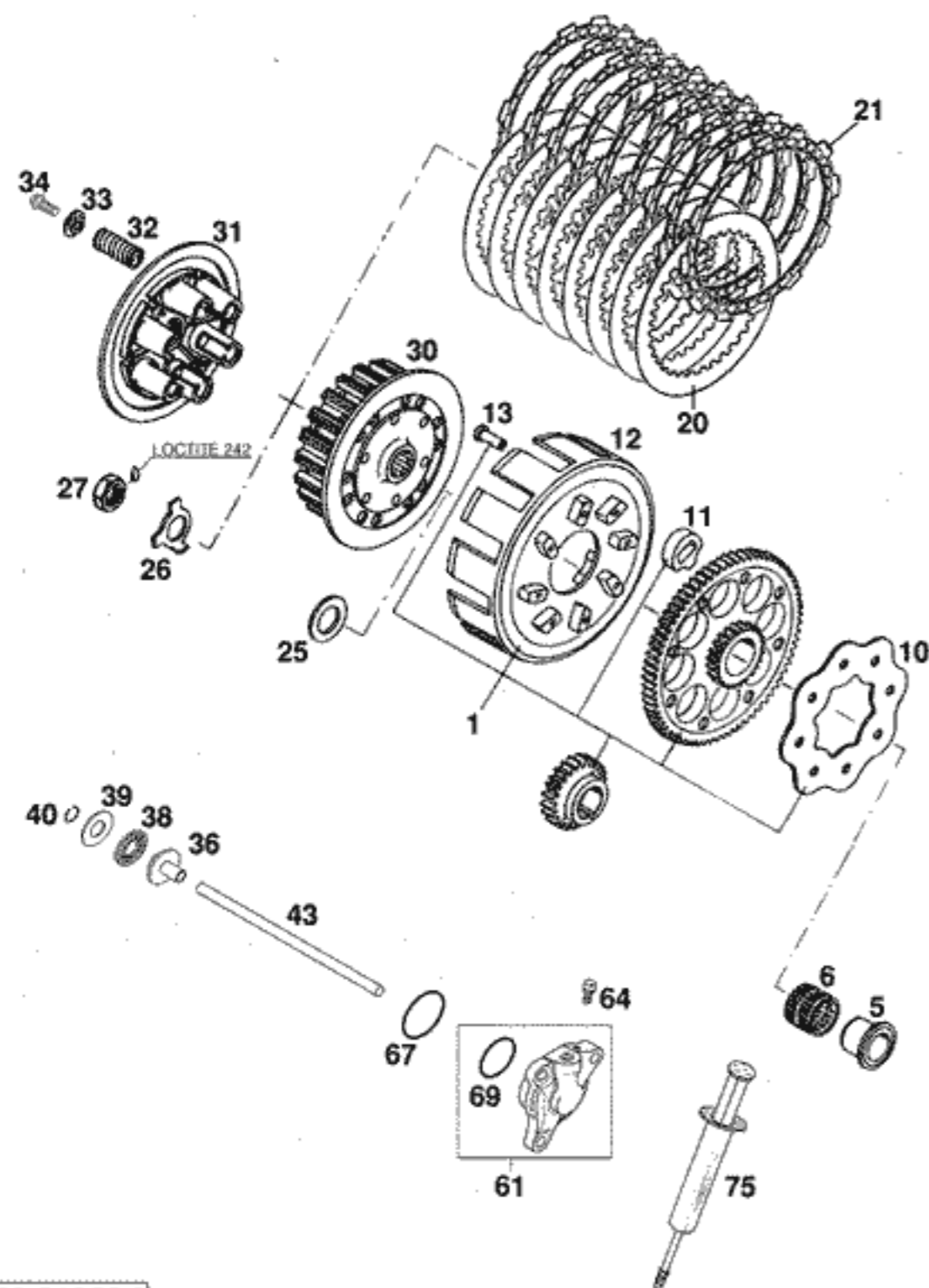


FIG	TEILNR/PARTNR	BEZEICHNUNG	DESCRIPTION	QTY
1	546.32.001.272	KUPPLUNGSKORB 72-Z M.PRIM.25-Z 250/300 CC	OUTER CLUTCH HUB 72T PRIM. 25T 250/300 CC	1
1	546.32.001.372	KUPPLUNGSKORB 72-Z M.PRIM.26-Z 380 CC	OUTER CLUTCH HUB 72T PRIM. 26T 380 CC	1
5	503.32.070.000	INNENRING MIT BUND	INNER RING WITH COLLAR	1
6	565.32.095.000	NADELKRANZ K 26X30X22 ZW.KSE	NEEDLE BEARING K26X30X22ZW.KSE	1
10	581.32.028.000	HALTEBLECH	RETAINING PLATE	1
11	581.32.026.000	DÄMPFERELEMENT	DAMPING ELEMENT	8
12	546.32.001.200	KUPPLUNGSKORB LOSE	OUTER CLUTCH HUB LOOSE	1
13	0733 060150	KUPPLUNGSNIET DIN7338- 6X15	CLUTCH RIVET DIN7338- 6X15	8
20	546.32.012.000	STAHLLAMELLE 1,2 MM	STEEL DISK 1,2 MM	8
21	546.32.011.300	BELAGLAMELLE 2,7 MM '96	LINING DISK 2,7 MM '96	9
25	575.32.013.000	STÜTZSCHEIBE 22,2X35X3 GEHÄRT.	SUPPORTWASHER 22,2X35X3 HARDE.	1
26	565.32.018.000	SICHERUNGSBLECH	LOCK WASHER	1
27	0936 181505	SK.MUTTER DIN0936-M18X1,5 RE.	HEXAGON NUT DIN0936-M18X1,5 R.	1
30	546.32.002.200	MITNEHMER	INNER CLUTCH HUB	1
31	546.32.003.000	DRUCKKAPPE 250-380 '98	PRESSURE CAP 250-380 '98	1
32	546.32.080.000	KUPPLUNGSFEDER 2,5X43 8,5W	CLUTCH SPRING 2,5X43 8,5W	6
33	581.32.081.000	FEDERTELLER 6,2 X 20 X 3,2	SPRING RETAINER 6,2 X 20 X 3,2	6
34	0015 060163	SK.BUNDSCHRAUBE M 6X16 SW=8	HH COLLAR SCREW M 6X16 WS=8	6
36	503.32.054.051	DRUCKPILZ 125-380 '98	PRESSURE PIECE 125-380 '98	1
38	546.37.097.200	AXIALLAGER AXK 1226	AXIAL NEEDLE BEARING 1226 AXK	1
39	546.37.098.200	AXIALSCHEIBE AS1226 12X26X1	AXIAL WASHER AS1226 12X26X1	1
39	546.37.098.300	AXIALSCHEIBE 12,5X25,8X1,5	AXIAL WASHER 12,5X25,8X1,5	X
40	0993 012000	SPRENGRING DIN7993-RW12	CIRCLIP DIN7993A-RW12	1
43*	547.32.054.000	DRUCKSTANGE 199,8MM 250-380'99	PUSH ROD L=199,8MM 250-380 '99	1
61*	547.32.061.044	NEHMERZYLINDER KPL. 250-380'99	CYLINDER CPL. 250-380 '99	1
64*	547.32.064.000	ENTLÜFTUNGSSCHR. MIT KAPPE	BLEEDER SCREW WITH CAP	1
67*	0770 300015	O-RING 30,00X1,50 NBR 70	O-RING 30,00X1,50	1
69*	0770 020210	O-RING 23,52X1,78	O-RING 23,52X1,78	1
75*	503.29.050.000	ENTLÜFT.SPITZE HYDR. KUPPLUNG	VENT INJEKTION HYDR. CLUTCH	1

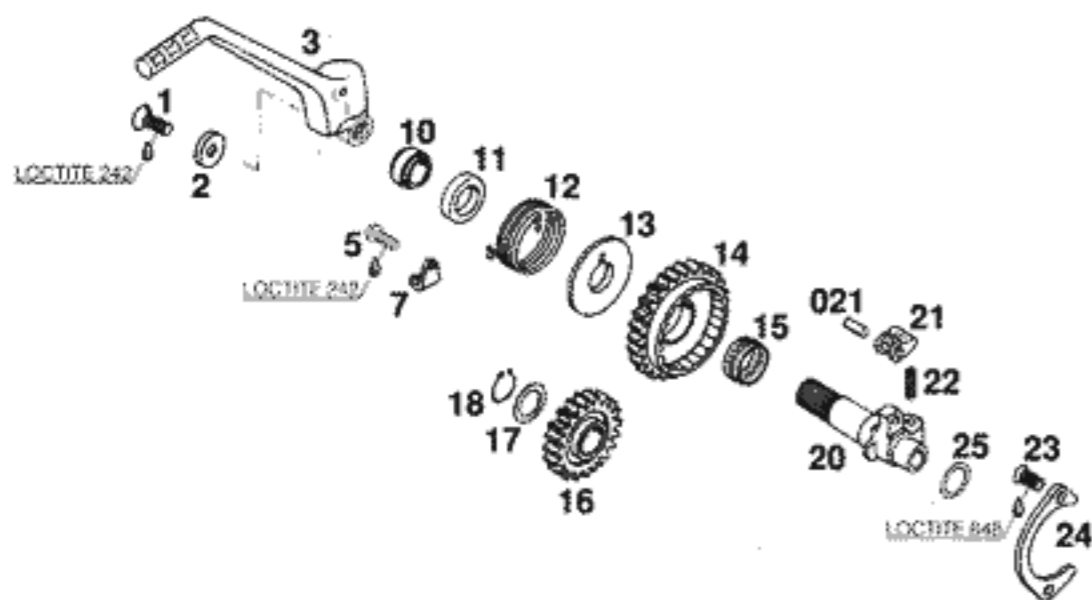


FIG	TEILNR/PARTNR	BEZEICHNUNG	DESCRIPTION	QTY
1	546.10.052.000	KETTENRADSCHRAUBE-ISK M 8X20	SPROCKET SCREW-AH M 8X20	1
2	546.33.037.000	FASSONSCHIEBE 8 MM	WASHER D=8MM	1
3	546.33.036.344	KICKSTARTER KPL. 250/VI '92	KICKSTARTER CPL. 250/VI '92	1
5	0015 060163	SK.BUNDSCHRAUBE M 6X16 SW=8	HH COLLAR SCREW M 6X16 WS=8	1
7	546.33.074.000	FEDERLASCHE	SPRING HANGER	1
10	546.33.038.000	DISTANZBÜCHSE	SPACER BUSHING ZINC PLATED	1
11	0760 193070	WELLENDICHTRING 19X30X7 B	SHAFT SEAL RING 19X30X7B	1
12	546.33.025.000	KICKSTARTERFEDER	KICKSTARTER SPRING	1
13	546.33.026.000	MITNEHMERNABE	DRIVING HUB	1
14*	547.33.051.034	STARTERRAD 34-Z 250-380 '99	KICKSTART.GEAR 34-Z 250-380'99	1
15	565.33.098.000	NADELKLANZ K 22 X 26 X 13 H	NEEDLE BEARING K 22 X 26 X 13H	1
16	546.33.024.200	STARTERZWISCHENRAD 24 Z	KICKST.INTERMEDIATE GEAR 24 T	1
17	546.33.090.000	ANLAUFSCHIEBE 17,2X25X1	STOP DISK 17,2X24X1	1
18	0471 170010	SICHERUNGSRING DIN0471-17X1	CIRCLIP DIN0471-17X1	1
20	546.33.021.200	KICKSTARTERWELLE	KICKSTARTER SHAFT	1
021	0402 061480	NADELROLLE DIN5402 NRB 6X14,8	NEEDLE ROLLER DIN5402 6X14,8	1
21	546.33.023.200	SPERRKLINKE	LOCKING PAWL	1
22	546.33.028.200	KLINKENFEDER	RATCHET SPRING	1
23*	0991 060166	SENKSCR. DIN7991-M 6X16 10.9	FLAT HEAD SCR. DIN7991-M 6X16	2
24*	547.33.069.000	AUSRÜCKBLECH 6MM '99	RELEASE PLATE 6MM '99	1
25	0988 172405	PASSCHIEBE DIN0988-17X24X0,5	SHIM WASHER DIN0988-17X24X0,5	1

ACHTUNG !
 Bei Bestellung von Getrieberädern, Markierung beachten.

CAUTION !
 When you order transmission gears, check marking.

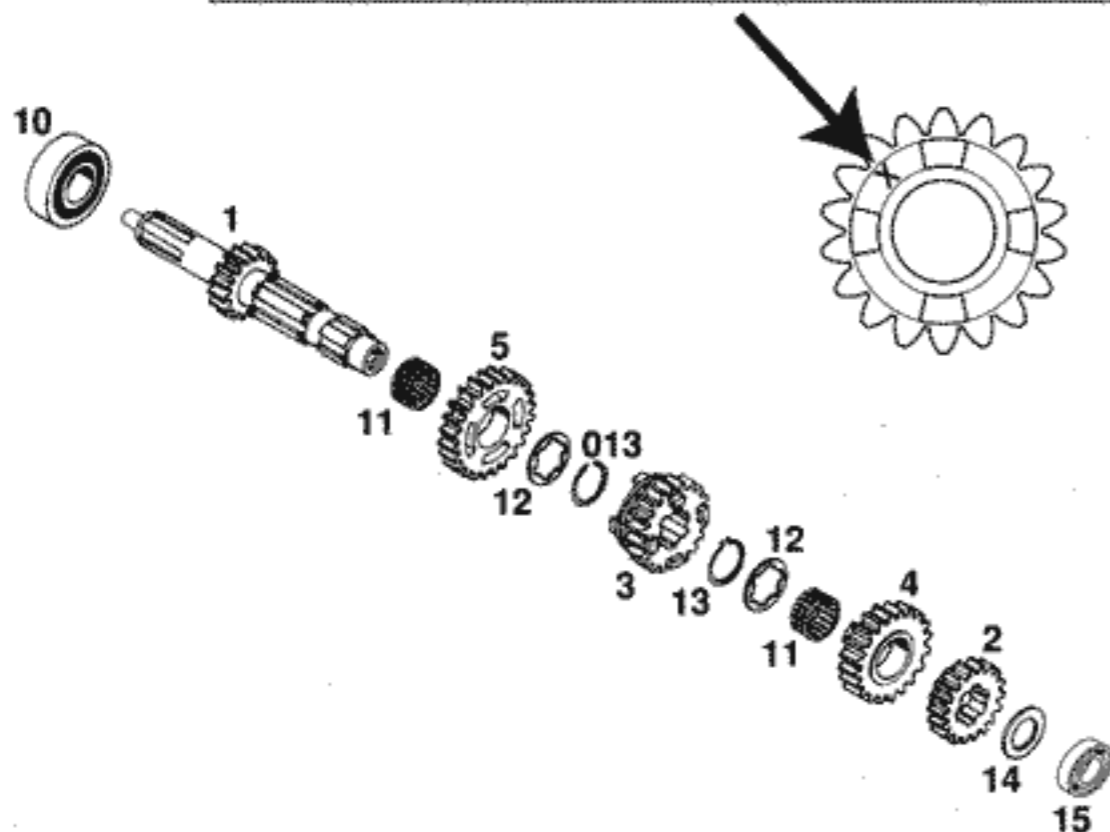


FIG	TEILNR/PARTNR	BEZEICHNUNG	DESCRIPTION	QTY
1*	547.33.001.000	ANTRIEBSWELLE 15-Z '99	MAIN SHAFT 15-T '99	1
2	546.33.010.000	FESTRAD 2.G 17-Z SX 250 „441“ 250 SX/MXC	2ND GEAR MAINSHAFT 17-T „441“ 250 SX/MXC	1
2	546.33.110.000	FESTRAD 2.G 18-Z SX/GS „446“ 250-380 EXC/EGS, 380 SX	2ND GEAR MAINSHAFT 18-T „446“ 300/380 MXC	1
3	546.33.006.300	SCHIEBERAD 3.G 19-Z SX „462“ 250/380 SX, 250/300/380 MXC	3RD GEAR MAINSHAFT 19-T „462“ 250/380 SX, 250/300/380 MXC	1
3	546.33.106.300	SCHIEBERAD 3.G 19-Z GS „467“ 250-380 EXC,EGS	3RD GEAR MAINSHAFT 19-T „467“ 250-380 EXC,EGS	1
4	546.33.008.000	LOSRAD 4.G 21-Z SX „480“ 250/380 SX, 250/300/380 MXC	4TH GEAR MAINSHAFT 21-T „480“ 250/380 SX, 250/300/380 MXC	1
4	546.33.108.000	LOSRAD 4.G 21-Z GS „485“ 250-380 EXC,EGS	4TH GEAR MAINSHAFT 21-T „485“ 250-380 EXC,EGS	1
5	546.33.004.000	LOSRAD 5.G 23-Z SX „500“ 250/380 SX, 250/300/380 MXC	5TH GEAR MAINSHAFT 23-T „500“ 250/380 SX, 250/300/380 MXC	1
5	546.33.104.000	LOSRAD 5.G 23-Z GS „505“ 250-380 EXC,EGS	5TH GEAR MAINSHAFT 23-T „505“ 250-380 EXC,EGS	1
10	0625 201029	RILLENKUGELLAGER 201029 C4	BALL BEARING 201029 C4	1
11	565.33.099.000	NADELKRANZ K22X26X13 GETEILT	NEEDLE BEAR. K22X26X13 DIVIDED	2
12	546.33.016.000	ANLAUFSCHIEBE 22,4X25,7X32X1,5	STOP DISK 22,5X25,7X32X1,5	2
13	520.33.096.000	SICH.RING DIN0471-25X1,64SD	LOCK RING DIN0471-25X1,64SD	1
013	546.33.096.000	AXIALSICHERUNG 25X1,64	AXIAL-CIRCLIP 25X1,64	1
14	546.33.015.000	ANLAUFSCHIEBE 20,2X33X1,5	STOP DISK 20,2X33X1,5	1
15*	0625 069040	RILLENKUGELLAGER 61904 C3	BALL BEARING 61904 C3	1

ACHTUNG !
Bei Bestellung von Getrieberädern, Markierung beachten.

CAUTION !
When you order transmission gears, check marking.

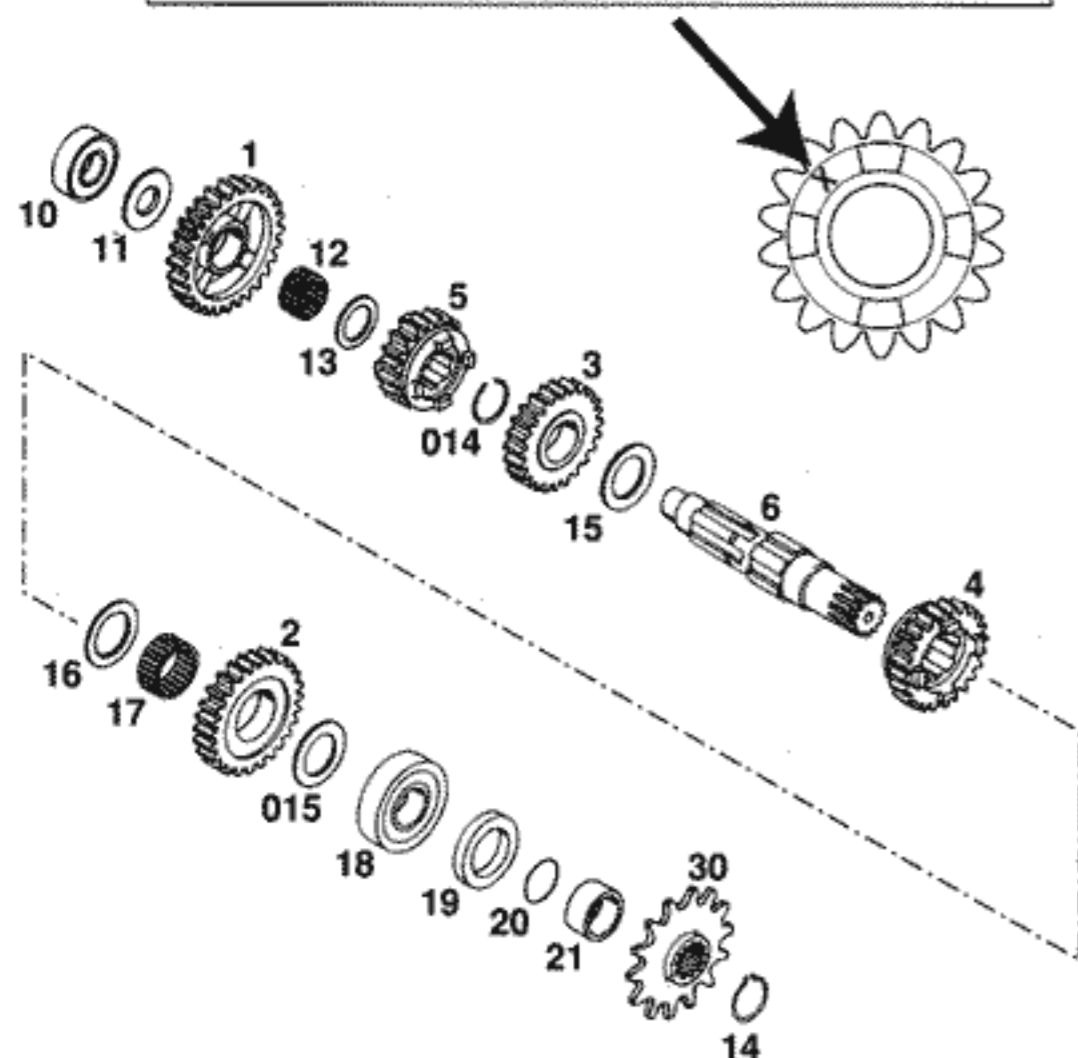


FIG	TEILNR/PARTNR	BEZEICHNUNG	DESCRIPTION	QTY
1	546.33.005.000	LOSRAD 1.G 29-Z SX/GS „430“	1ST GEAR COUNTERSH.29-T „430“	1
2	546.33.013.000	LOSRAD 2.G 27-Z SX 250 „450“ 250 SX/MXC	2ND GEAR COUNTERSH.27-T „450“ 250 SX/MXC	1
2	546.33.113.000	LOSRAD 2.G 26-Z „455“ 250-380 EXC/EGS, 380 SX	2ND GEAR COUNTERSH.26-T „455“ 300/380 MXC	1
3	546.33.009.000	LOSRAD 3.G 25-Z SX 250 „470“ 250 SX/MXC	3RD GEAR COUNTERSH.25-T „470“ 250 SX/MXC	1
3	546.33.009.100	LOSRAD 3.G 24-Z SX „472“ 380 SX, 300/380 MXC	3RD GEAR COUNTERSH.24 T „472“ 380 SX, 300/380 MXC	1
3	546.33.109.000	LOSRAD 3.G 22-Z GS „475“ 250-380 EXC,EGS	3RD GEAR COUNTERSH.22-T „475“ 250-380 EXC,EGS	1
4	546.33.011.000	SCHIEBERAD 4.G 23-Z SX „490“ 250/380 SX, 250/300/380 MXC	4TH GEAR COUNTERSH.23-T „490“ 250/380 SX, 250/300/380 MXC	1
4	546.33.111.000	SCHIEBERAD 4.G 20-Z GS „495“ 250-380 EXC,EGS	4TH GEAR COUNTERSH.20-T „495“ 250-380 EXC,EGS	1
5	546.33.007.300	SCHIEBERAD 5.G 21-Z SX „512“ 250/380 SX, 250/300/380 MXC	5TH GEAR COUNTERSH.21-T „512“ 250/380 SX, 250/300/380 MXC	1
5	546.33.107.300	SCHIEBERAD 5.G 18-Z GS „517“ 250-380 EXC,EGS	5TH GEAR COUNTERSH.18-T „517“ 250-380 EXC,EGS	1
6	546.33.003.400	ABTRIEBSWELLE '93	COUNTER SHAFT '93	1
10	0625 062031	RILLENKUGELLAGER 6203 TN9.C3	BALL BEARING 6203 TN9.C3	1
11	546.33.018.000	ANLAUFSCHIEBE 17,2X34X1,5	STOP DISK 17,2X34X1,5	1
12	565.33.099.000	NADELKRANZ K22X26X13 GETEILT	NEEDLE BEAR. K22X26X13 DIVIDED	1
13	546.33.017.000	ANLAUFSCHIEBE 22,2X33X1,5	STOP DISK 22,2X33X1,5	1
14	520.33.096.000	SICH.RING DIN0471-25X1,64SD	LOCK RING DIN0471-25X1,64SD	1
014	546.33.196.000	AXIALSICHERUNG 25X2,0	AXIAL CIRCLIP 25X2,0	1
15	546.33.020.400	ANLAUFSCHIEBE 26X40X1,5	STOP DISK 26X40X1,5	1
015	546.33.020.000	ANLAUFSCHIEBE 25,7X40X1,5	STOP DISK 25,2X40X1,5	1
16	546.33.019.000	ANLAUFSCHIEBE 28,2X40X1,5	STOP DISK 28,2X42X1,5	1
17	546.33.098.000	NADELKRANZ K 28X33X13 FV	NEEDLE BEARING K 28X33X13 FV	1
18	0625 613742	RILLENKUGELLAGER 613742 C4	BALL BEARING 613742 C4	1
19	0760 324271	WELLENDICHTRING 32X42X7 BSL	SHAFT SEAL RING 32X42X7 BSL	1
20	0770 250020	O-RING 25,00X2,00 NBR 70	O-RING 25,00X2,00 NBR 70	1
21	546.33.014.100	DISTANZBÜCHSE 12MM	SPACER BUSHING 12 MM	1
30	500.33.029.013	KETTENRAD 13-Z	SPROCKET 13-T	1
30	500.33.029.014	KETTENRAD 14-Z	SPROCKET 14-T	1
30	500.33.029.015	KETTENRAD 15-Z	SPROCKET 15-T	1

* = NEUTEIL / NEW PART

X = NACH BEDARF / AS REQUIRED

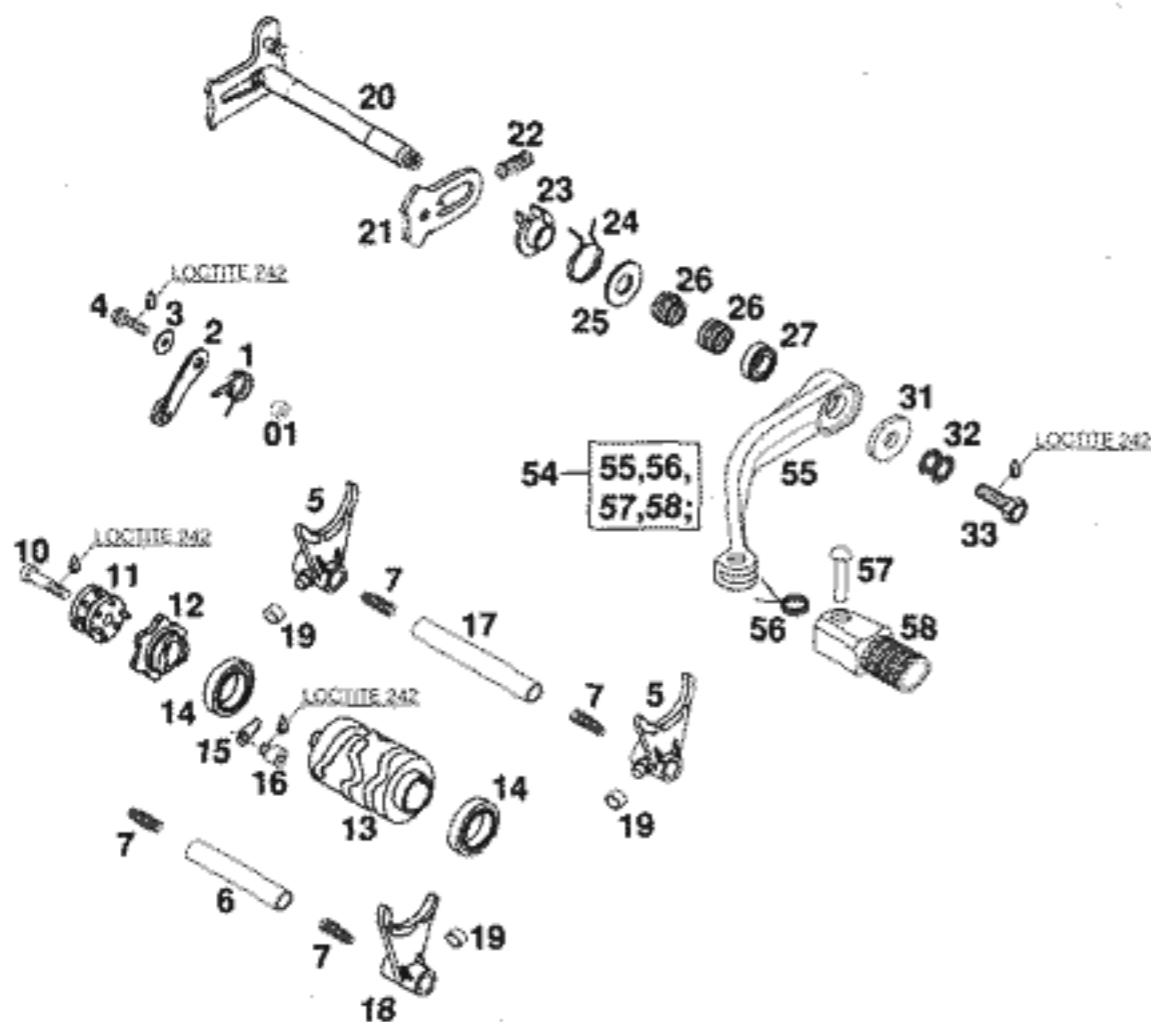


FIG	TEILNR/PARTNR	BEZEICHNUNG	DESCRIPTION	QTY
1	546.34.023.300	ARRETIERHEBELFEDER '96	LOCKING LEVER SPRING D=2,3MM96	1
01	546.34.052.300	HÜLSE FÜR ARRETIERHEBEL	SLEEVE FOR LOCKING LEVER	1
2	546.34.024.144	ARRETIERHEBEL KPL. '96	LOCKING LEVER CPL '96	1
3	0021 050003	SCHEIBE DIN9021-A 5,3	WASHER DIN9021-A 5,3	1
4	0015 050203	SK.BUNDSCHRAUBE M 5X20 SW=8	HH COLLAR SCREW M 5X20 WS=8	1
5*	547.34.002.000	SCHALTGABEL 1./3.GANG+2.G. '99	SHIFTING FORK 1./3.GEAR+2.G'99	2
6*	547.34.019.000	SCHALTSCHIENE 75,8MM ANTR. '99	SHIFTING RAIL 75,8MM MAINS. '99	1
7*	580.38.023.200	DRUCKFEDER 0,9MM	PRESSURE SPRING 0,9MM	4
10	0912 060303	ISK.SCHRAUBE DIN0912-M 6X30	AH SCREW DIN0912-M 6X30	1
11	546.34.013.044	WALZENMITNEHMER KPL.MIT NADELN	DRIVER F.SHIFT ROLLER W.NEEDLE	1
12	546.34.015.000	WALZENARRETIERUNG	LOCKING ROLLER	1
13*	547.34.012.000	SCHALTWALZE 250-380 '99	SHIFT ROLLER 250-380 '99	1
14	0625 618050	RILLENKUGELLAGER 61805 C3	BALL BEARING 61805 C3	2
15	546.34.049.000	HALTEBLECH	RETAINING PLATE	2
16	0912 060083	ISK.SCHRAUBE DIN0912-M 6X 8	AH SCREW DIN0912-M 6X 8	2
17*	547.34.020.000	SCHALTSCHIENE 96,8MM ABTR. '99	SHIFTING RAIL 96,8MM COUNT. '99	1
18*	547.34.001.000	SCHALTGABEL 4./5.GANG '99	SHIFTING FORK 4./5.GANG '99	1
19*	503.34.018.100	SCHALTROLLE 6X8X5,2 '98	SHIFTING ROLLER 6X8X5,2 '98	3
20	546.34.005.044	SCHALTWELLE	SHIFTING SHAFT CPL	1
21	546.34.008.000	GLEITBLECH	SLIDING PLATE	1
22	565.34.013.100	SPANNFEDER 0,8MM	SPANNER SPRING 0,8MM	1
23	546.34.020.000	FEDERFÜHRUNG	SPRING GUIDE	1
24	546.34.014.100	RÜCKHOLFEDER 2,2MM '95	RETURN SPRING 2,2MM '95	1
25	546.34.050.000	ANLAUFSCHLEIBE 14X30X1	STOP DISK 14X30X1	1
26	546.32.095.000	NADELHÜLSE HK 1412 14,6X20X12	NEEDLE BEAR.HK 1412 14,6X20X12	2
27	0760 142460	WELLENDICHTRING 14X24X6 B	SHAFT SEAL RING 14X24X6 B	1
31	502.32.050.001	STAHSCHLEIBE 6X17X3	STEEL WASHER 6X17X3	1
32	502.33.041.000	NORDLOCK SCHEIBEN M6 (PAAR)	PAIR OF WASHERS M6 NORDLOCK	1
33	0933 060165	SK.SCHRAUBE DIN0933-M 6X16	HH SCREW DIN0933-M 6X16	1
54	546.34.031.044	SCHALTHEBEL KPL. 2-TAKT	SHIFT LEVER CPL. 2-STROKE	1
56	546.34.032.100	SCHALTHEBELFEDER 250	SHIFTING LEVER SPRING 250	1
57	546.34.031.050	BOLZEN 6X25 FÜR SCHALTHEBEL	BOLT 6X25 FOR SHIFT LEVER	1
58	546.34.131.000	AUFTRITT FÜR SCHALTHEBEL 250	STEP PLATE FOR SHIFT LEVER	1

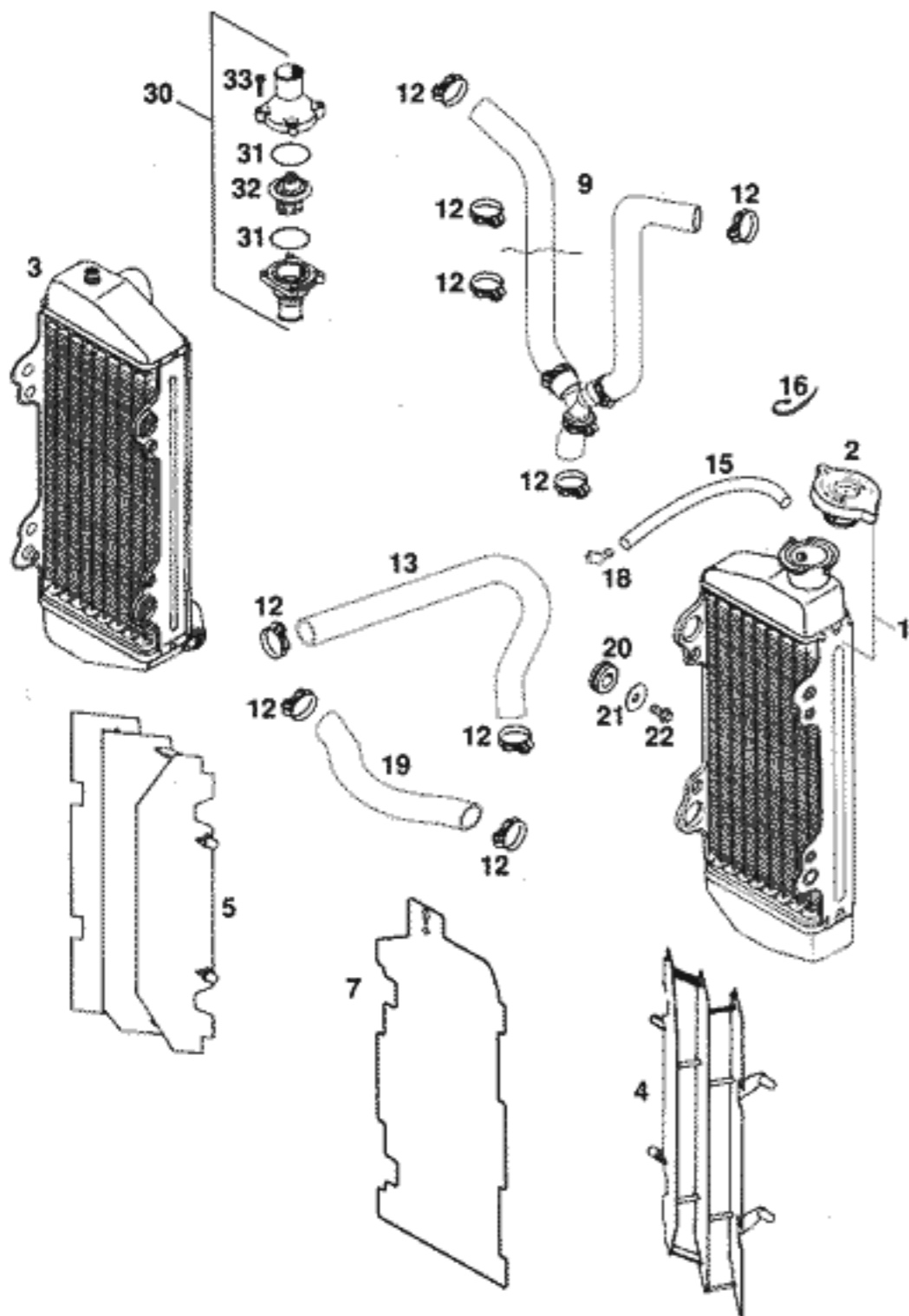


FIG	TEILNR/PARTNR	BEZEICHNUNG	DESCRIPTION	QTY
1	503.35.007.000	KÜHLER LINKS NATUR (45286) '98	RADIATOR L/S NATURE (45286)'98	1
2	580.35.016.000	KÜHLERVERSCHLUSS KLEIN 1,4 BAR	RADIATOR CAP SMALL 1,4 BAR	1
3	547.35.008.000	KÜHLER RECHTS NATUR (45287)'98	RADIATOR R/S NATURE (45287)'98	1
4	546.35.034.200	KÜHLERSCHUTZ LINKS FARBLOS '95	RADIATOR PROTECT. L/S WHITE'95	1
5	546.35.134.200	KÜHLERSCHUTZ RECHTS FARBLOS'95	RADIATOR PROTECT. R/S WHITE'95	1
7*	503.35.033.000	ABDECKUNG F.KÜHLER LI. SCHWARZ FÜR WINTERBETRIEB	COVER FOR RADIATOR L/S BLACK FOR WINTER OPERATION	1
9	503.35.026.000	KÜHLERSCHLAUCH KPL. 125-380'98	RADIATOR HOSE CPL. 125-380'98	1
12	100.01.020.000	SCHLAUCHKLEMME GEMI 16/27	HOSE CLAMP GEMI 16/27	X
13	547.35.027.000	FORMSCHLAUCH 18X25 250-380'98 WASSERPUMPE - KÜHLER	RADIATOR HOSE 18X25 250-380'98 WATER PUMP - RADIATOR	1
15	550.07.016.001	SCHLAUCH 7X10 PER METER	PVC-HOSE 7X10 PER METER	0,2
16	440.11.076.200	KABELBAND 200MM	CABLE TIE 200MM	X
18	503.03.089.000	WINKELSTÜCK '97	ANGEL PIECE '97	1
19	547.35.025.000	FORMSCHLAUCH 18X25 250-380'98 KÜHLER - KÜHLER	RADIATOR HOSE 18X25 250-380'98 RADIATOR - RADIATOR	1
20	410.01.052.000	KABELTÜLLE D=12MM	RUBBER SLEEVE D=12MM	4
21	0021 060003	SCHEIBE DIN9021-A 6,4	WASHER DIN9021-A 6,4	4
22	0015 060123	SK.BUNDSCHRAUBE M 6X12 SW=8	HH COLLAR SCREW M 6X12 WS=8	4
30	546.35.013.144	THERMOSTATGEH. KPL. 55GRAD '98	THERMOSTATCASE CPL. 55DEG. '98	1
31	0770 320020	O-RING 32,00X2,00	O-RING 32,00X2,00	2
32	546.35.017.000	THERMOSTAT 55 GRAD '94	THERMOSTAT 55 DEGREES '94	1
33*	0016 040183	KUNSTSTOFFSCHR. KB40X18 WN1412	PLASTIC SCREW KB40X18 WN1412	4

KTM

ERSATZTEILKATALOG 1999 SPARE PARTS MANUAL



**FAHRGESTELL
CHASSIS**

ART. NR. 3.204.56
7.98

250/300/380 SX, MXC, EXC, EGS

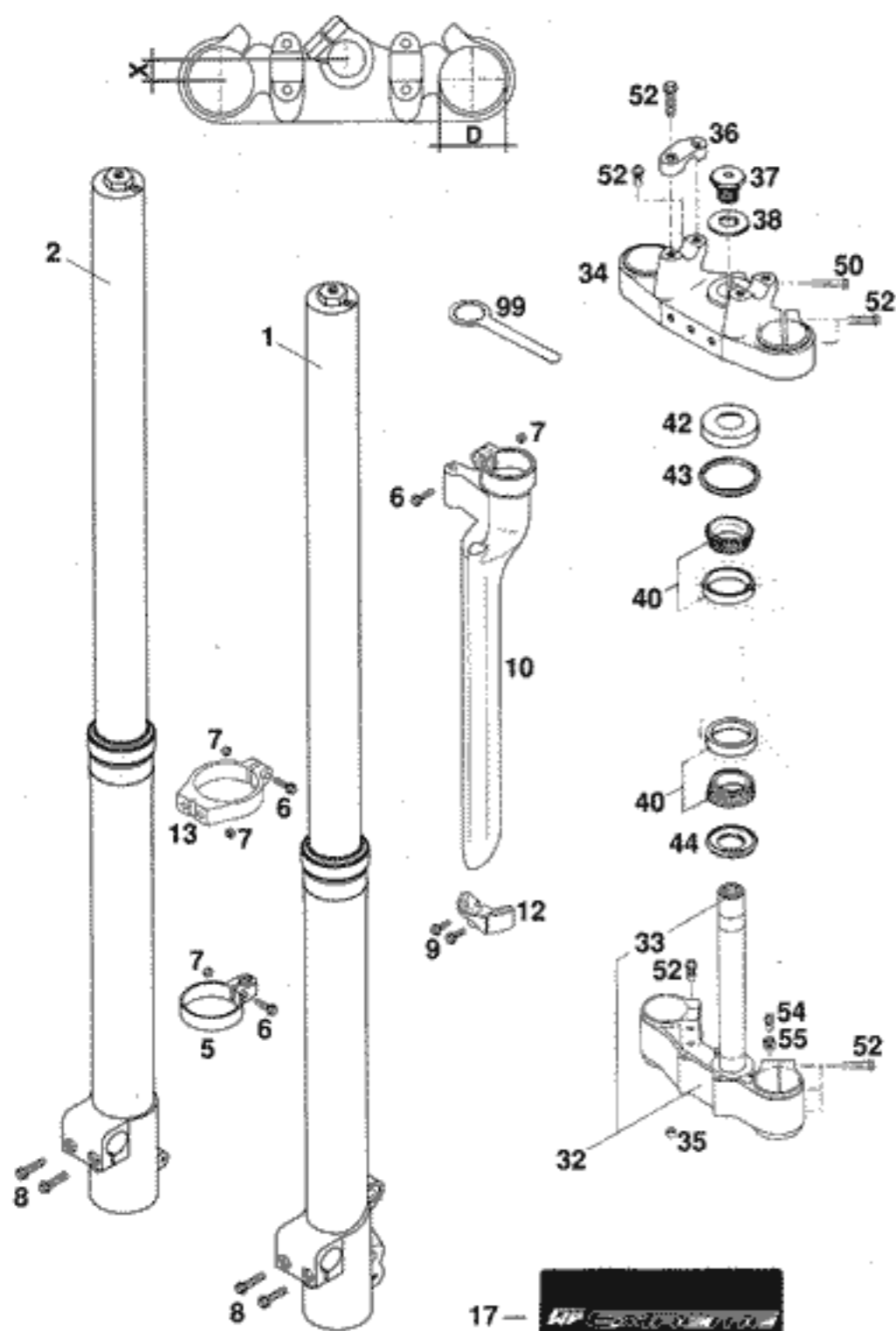


FIG	TEILNR/PARTNR	BEZEICHNUNG	DESCRIPTION	QTY
1*	0918.T768LS	GABELBEIN LINKS 250/380 SX '99	FORK LEG L/S 250/380 SX '99	1
1*	0918.T769LS	GABELBEIN LINKS 250-380 EXC'99 250/300/380 MXC,EXC,EGS	FORK LEG L/S 250-380 EXC '99 250/300/380 MXC,EXC,EGS	1
2*	0918.T768RS	GABELBEIN RECHTS 250/380 SX'99	FORK LEG R/S 250/380 SX '99	1
2*	0918.T769RS	GABELBEIN RECHTS 250-380EXC'99 250/300/380 MXC,EXC,EGS	FORK LEG R/S 250-380 EXC '99 250/300/380 MXC,EXC,EGS	1
5	503.01.070.000	TACHOWELLENFÜHRUNG D=50MM '97	SPEEDOM. CABLE GUIDE D=50MM '97	1
6	0015 050203	SK.BUNDSCHRAUBE M 5X20 SW=8	HH COLLAR SCREW M 5X20 WS=8	5
7	0985 050003	SS.MUTTER DIN0985-M 5	SELF LOCKING NUT DIN0985-M 5	9
8	0015 080253	SK.BUNDSCHRAUBE M 8X25 SW=10	HH COLLAR SCREW M 8X25 WS=10	4
9	0015 050163	SK.BUNDSCHRAUBE M 5X16 SW=8	HH COLLAR SCREW M 5X16 WS=8	4
10	503.01.092.000	GABELSCHUTZ LINKS SCHWARZ '97	FORK PROTECTOR L/S BLACK '97	1
—	503.01.093.000	GABELSCHUTZ RECHTS SCHWARZ '97	FORK PROTECTOR R/S BLACK '97	1
12	546.01.290.000/30	GABELSCHUTZF.LINKS SCHWARZ'97	FORK PROTECTION GUIDE L/S '97	1
—	546.01.390.000/30	GABELSCHUTZF.RECHTS SCHWARZ'97	FORK PROTECTION GUIDE R/S '97	1
13	503.01.090.250	HALTESCHELLE SCHUTZFÜHRUNG '98	CLAMP PROTECTOR GUIDE '98	2
17	503.08.093.000	AUFKLEBER „WP EXTREME“	DECAL „WP EXTREME“	2
32	503.01.032.014	GABELBR.UNT.KPL. X=14MM/D=50MM	BOTTOM TRIPLE CLAMP14MM/D=50MM	1
33	501.01.033.100	GABELSCHAFTROHR '91	FORK TUBE L=244 '91	1
34	503.01.034.014	GABELBRÜCKE OBEN X=14MM/D=50MM	TOP TRIPLE CLAMP X=14MM/D=50MM	1
35	503.01.089.000	DISTANZBÜCHSE 6X10X5 SX,MXC 250/380 SX, 250/300/380 MXC	SPACER BUSHING 6X10X5 SX,MXC 250/380 SX, 250/300/380 MXC	2
36	546.01.038.000	LENKERKLEMMBRÜCKE '95	HANDLEBAR CLAMP '95	2
37	564.01.043.000	SK.SCHRAUBE M20X1,5	HH SCREW M20X1,5	1
38	564.01.044.000	SCHEIBE 21X38X3	WASHER 21X38X3	1
40	542.01.081.000	KEGELROLLENLAGER SKF 331274	TAPERED ROLL. BEAR. SKF 331274	2
42	542.01.086.000	SCHUTZRING	STEERING HEAD COVER	1
43	546.01.184.000	STEUERKOPFABDICHTUNG OBEN	STEERING HEAD GASKET TOP	1
44	546.01.084.100	O-RINGTRÄGER M. DICHTLIPPE '91	O-RING SUPPORT W. SEALING LIP	1
50	0015 080403	SK.BUNDSCHRAUBE M 8X40 SW=10	HH COLLAR SCREW M 8X40 WS=10	1
52	0015 080303	SK.BUNDSCHRAUBE M 8X30 SW=10	HH COLLAR SCREW M 8X30 WS=10	14
54*	503.01.037.000	ANSCHLAGSCHRAUBE M8X21 SW=13	SPECIAL SCREW M8X21 WS=13	2
55	0934 080003	SK.MUTTER DIN0934-M 8	HEXAGON NUT DIN0934-M 8	2
99	542.12.035.000	RINGSCHLÜSSEL SW=32	RING WRENCH WS=32	1

ZUGSTUFE RECHTS
 REBOUND DAMPING RIGHT

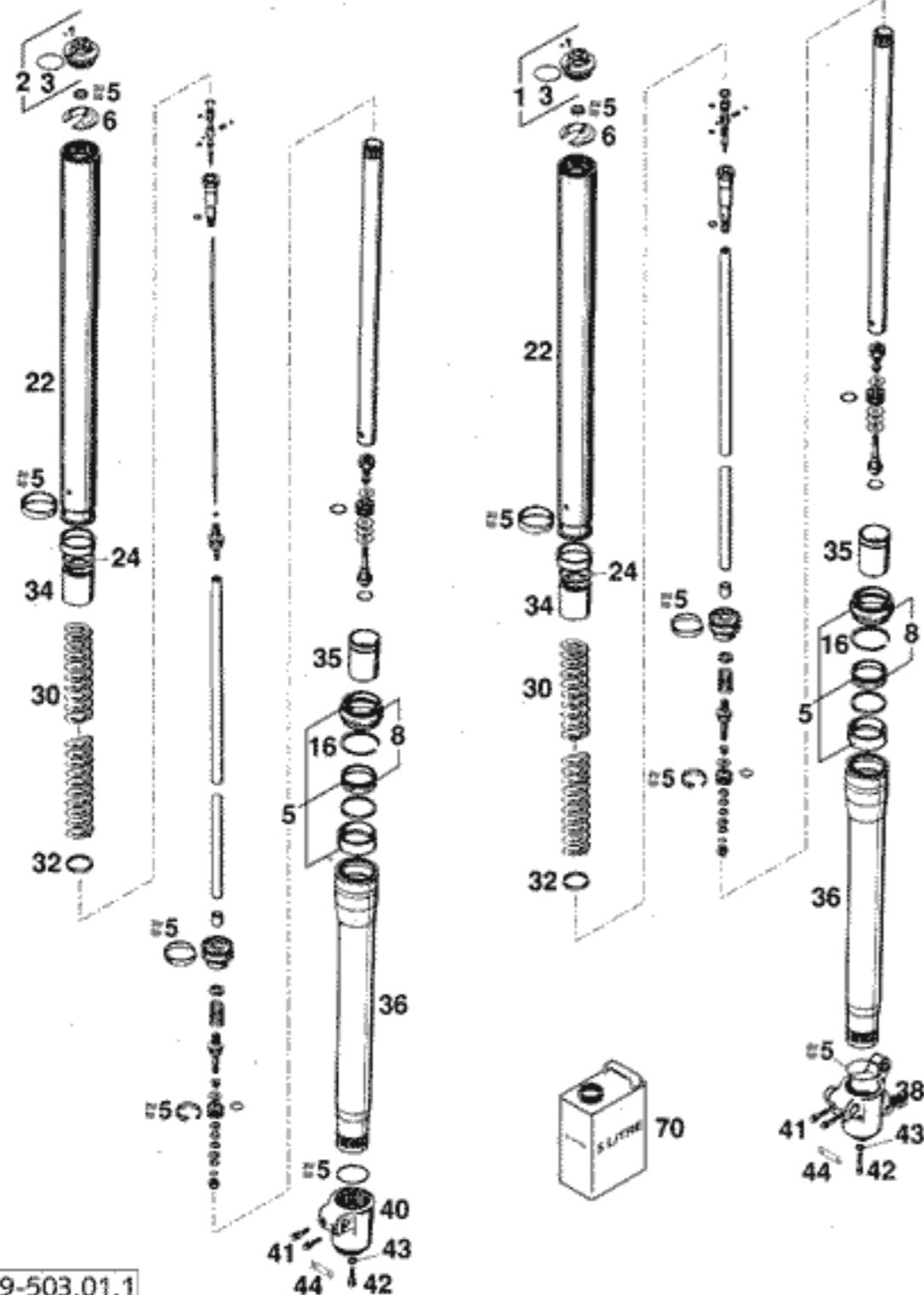
DRUCKSTUFE LINKS
 COMPRESS DAMPING LEFT


FIG	TEILNR/PARTNR	BEZEICHNUNG	DESCRIPTION	QTY
1	583.01.408.000	VERSCHLUSSKAPPE KPL.DRUCKSTUFE	SCREW CAP CPL.COMPRESS DAMPING	1
2	583.01.409.000	VERSCHLUSSKAPPE KPL. ZUGSTUFE	SCREW CAP CPL. REBOUND DAMPING	1
3	0770 400020	O-RING 40,00X2,00	O-RING 40,00X2,00	2
5	583.01.414.000	DICHTUNGSSATZ M.GLEITBÜCHSEN	GASKET SET WITH SLIDING BUSH	2
6	583.01.423.000	FEDERTELLER MIT SCHLITZ	SPRING RETAINER WITH SLOT	2
8	583.01.415.000	REP. SATZ WELLENDICHTRINGE	REPAIR KIT SHAFT SEAL RINGS	2
16	583.01.429.000	SPRENGRING D=50MM	CIRCLIP D=50MM	2
22	547.01.003.000	GABELHOLM D=50MM/L=668MM '98	FORK TUBE D=50MM/L=668MM '98	2
24	583.01.419.000	SCHEIBE 32X45X2	WASHER 32X45X2	2
30	547.01.021.038	FEDER 3,8 N/MM	SPRING 3,8 N/MM	X
30	547.01.021.040	FEDER 4,0 N/MM	SPRING 4,0 N/MM	2
30	547.01.021.042	FEDER 4,2 N/MM	SPRING 4,2 N/MM	2
30	547.01.021.044	FEDER 4,4 N/MM	SPRING 4,4 N/MM	X
32	547.01.016.000	RING 35X41,5X2,5	RING 35X41,5X2,5	2
34	547.01.022.000	BÜCHSE 44,5X35X80	BUSHING 44,5X35X80	2
35	547.01.018.000	GLEITBÜCHSE HYDRO-STOP L=73,5	SLIDING BUSH HYDRO-STOP L=73,5	2
36	547.01.004.000	AUSSENROHR L=439MM	OUTER TUBE L=439MM	2
38	547.01.006.000	GABELFAUST LI. EXTREME M8 '98	AXLE CLAMP L/S EXTREME M8 '98	1
40	547.01.007.000	GABELFAUST RE. EXTREME M8 '98	AXLE CLAMP R/S EXTREME M8 '98	1
41	0015 080253	SK.BUNDSCHRAUBE M 8X25 SW=10	HH COLLAR SCREW M 8X25 WS=10	4
42	0015 080203	SK.BUNDSCHRAUBE M 8X20 SW=10	HH COLLAR SCREW M 8X20 WS=10	2
43	545.01.081.000	DICHRING 8X12X1,5	SEAL RING 8X12X1,5	2
44	583.01.006.050	KLEMMPLATTE 13,5X42,5	CLAMPING PLATE 13,5X42,5	2
70	306007	GABELÖL SAE5 5 LITER	FORK OIL SAE5 5 LITER	1

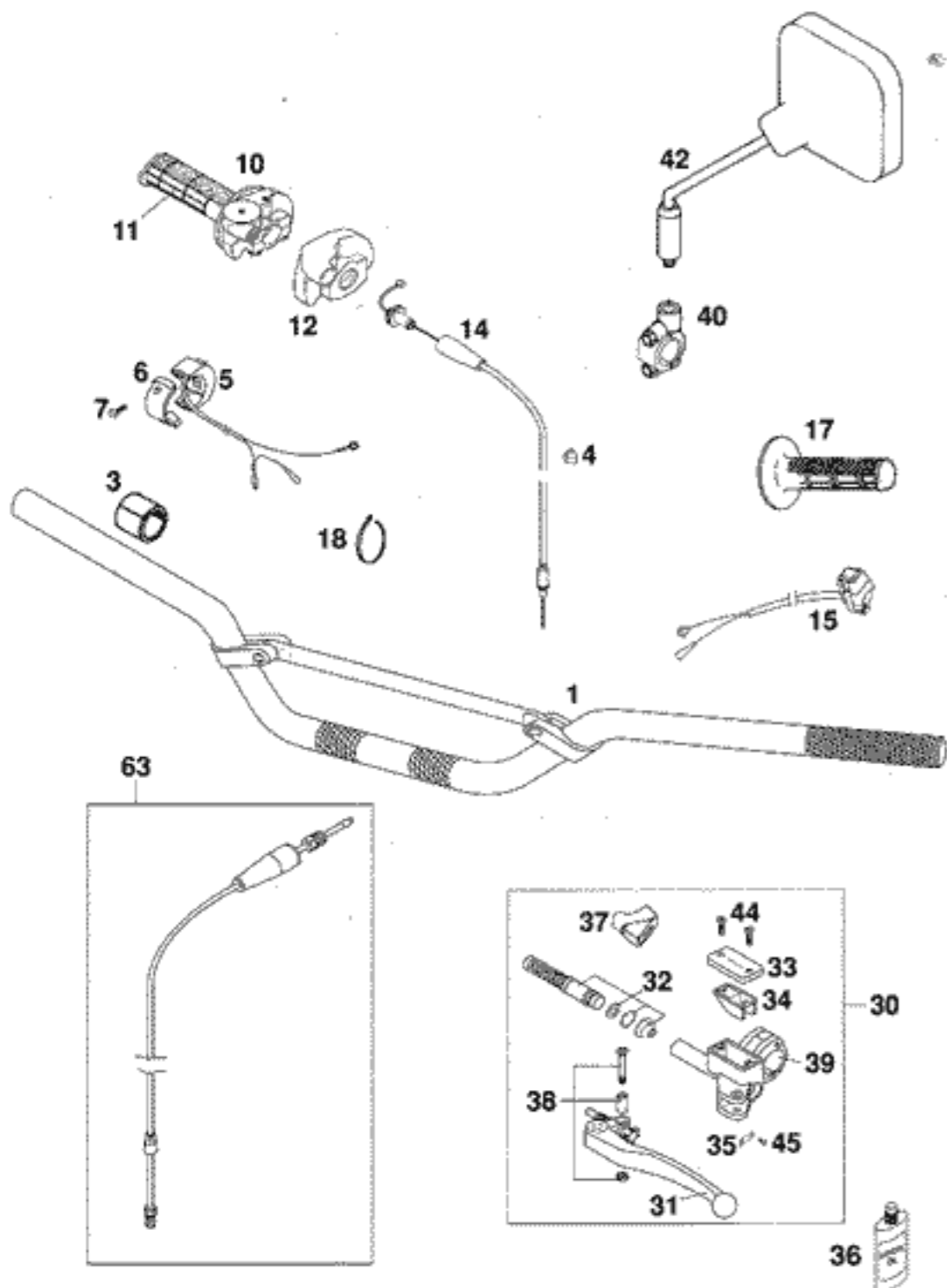


FIG	TEILNR/PARTNR	BEZEICHNUNG	DESCRIPTION	QTY
1	502.02.001.000	ALU-LENKER '95	ALU-HANDLEBAR '95	1
3	502.02.010.000	DISTANZBÜCHSE 22X28X22 PVC	SPACER BUSHING 22X28X22PVC	X
4	570.13.072.000	KABELHALTER 12MM 0210	WIRING HOLDER 12MM 0210	1
5	503.11.074.000	MOTORABSTELLKNOPF CEV EGS AUSTRALIEN	ENGINE STOP SWITCH CEV EGS AUSTRALIA	1
6	503.11.074.050	SHELLE FÜR MOTORABSTELLKNOPF	CLAMP ENGINE STOP SWITCH	1
7	0985 040153	LINSENSCHRAUBE DIN7985-M 4X15	FLAT HEAD SCREW DIN7985-M 4X15	2
10	503.02.010.000	GASDREHGRIF KPL. DOMINO '97	THROTTLE TWIST GRIP CPL '97	1
11	502.02.003.000	DREHGRIFÜBERZUG DOMINO SCHW.	TWIST GRIP COVER DOMINO BLACK	1
12	503.02.020.000	SCHUTZKAPPE DOMINO '97	PROTECTION COVER '97	1
14	503.02.091.000	GASSEIL 250-380 DOMINO/KEIHIN	THROTTLE CABLE 250-380 DOMINO	1
15	503.11.089.000	KURZSCHLUSSSCHALTER '97	SHORT CIRCUIT BUTTON '97	1
17	502.02.052.000	FESTGRIF DOMINO SCHWARZ '95	FIXED GRIP DOMINO BLACK '95	1
18	440.11.276.200	KABELBAND 200 X 5MM T50 R/SF	CABLE TIE 200 X 5MM T50 R/SF	1
30	503.02.030.000	GEBERZYLINDER KPL. 125-200 '98	MASTER CYL. CLUTCH 125-200'98	1
31	503.02.031.000	KUPPLUNGHEBEL KPL. 125-200'98	CLUTCH LEVER CPL. 125-200 '98	1
32	503.02.032.000	REP.SATZ KOLBEN KUP. HYDR. '98	REPSATZ PISTON CLUT.HYDR. '98	1
33	503.02.033.000	DECKEL FÜR HYDR. KUPPLUNG '98	COVER FOR HYDR. CLUTCH '98	1
34	503.02.034.000	GUMMIBALG FÜR RESERVOIR '98	RUBBER FOR RESERVOIR '98	1
35	503.02.035.000	BLATTFEDER FÜR HEBEL '98	SPRING PLATE FOR LEVER '98	1
36	503.02.036.000	ÖL FÜR HYDR.KUPPLUN 50ML '98	OIL FOR HYDR. CLUTCH 50ML '98	1
37	503.02.037.000	SCHUTZKAPPE FÜR HEBELGELENK'98	PROTECT.CAP FOR LEVER PERCH'98	1
38	503.02.038.000	HEBELSCHRAUBE KPL. 125-200 '98	LEVER SCREW CPL. 125-200 '98	1
39*	503.02.030.050	KLEMMSCHELLE MIT SPANNSTIFT	CLAMP WITH PIN	1
40*	503.12.042.000	SPIEGELHALTERUNG LI. M10X1,25	MIRROR CLAMP L/S M10X1,25	X
42	580.12.040.000	RÜCKBLICKSPIEGEL LINKS	REAR MIRROR L/S	X
—	580.12.140.000	RÜCKBLICKSPIEGEL RECHTS	REAR MIRROR R/S	X
44	0965 040123	SENKSCHRAUBE DIN0965-M 4X12	FLAT HEAD SCREW DIN0965-M 4X12	2
45	0984 030063	ZYL.SCHRAUBE DIN7984-M 3X 6	AH SCREW DIN7984-M 3X 6	1
63*	547.32.063.000	LEITUNGSKIT KPL.M.ANSCHLÜSSEN	PIPE KIT KPL. WITH CONNECTIONS	1

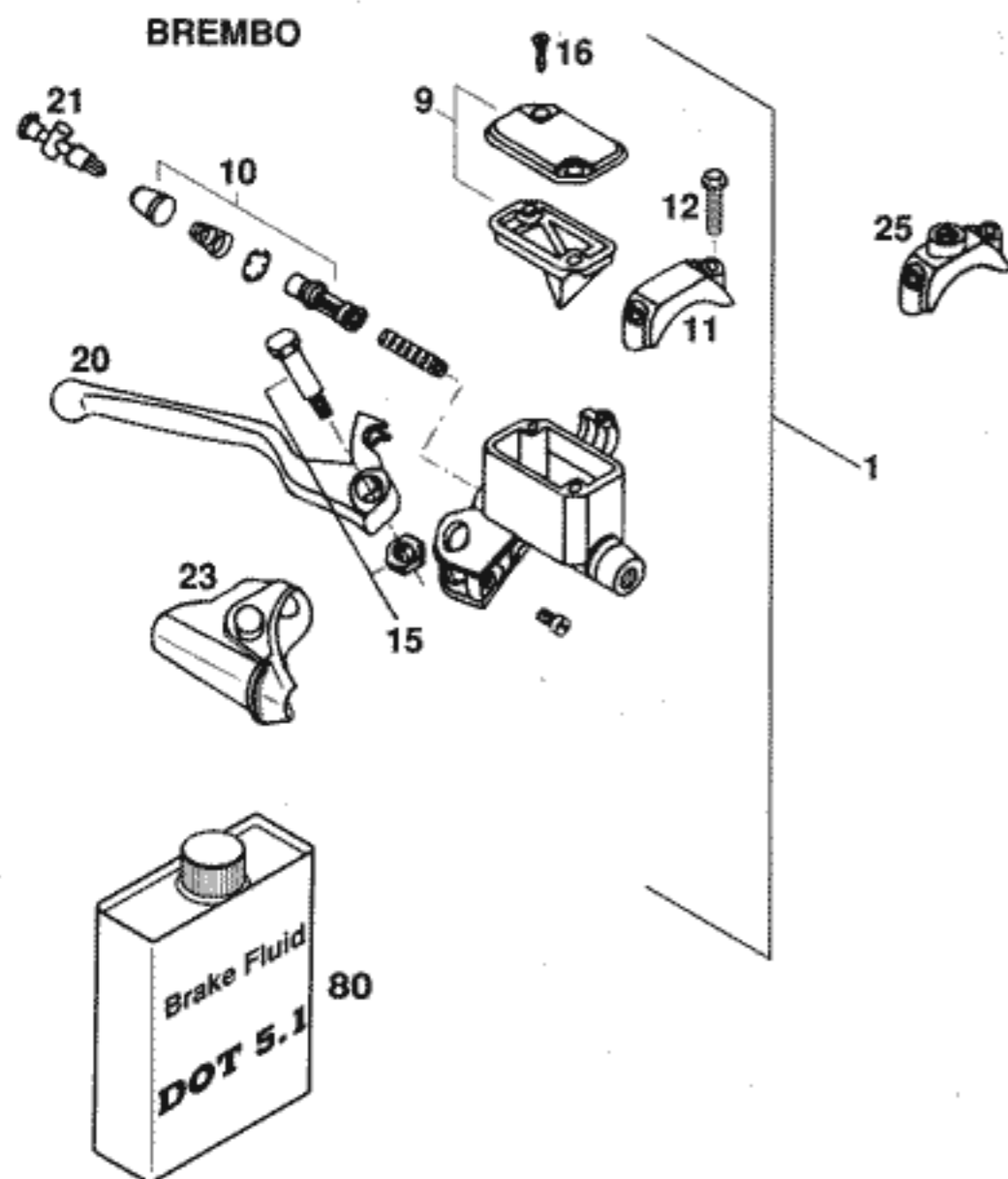


FIG	TEILNR/PARTNR	BEZEICHNUNG	DESCRIPTION	QTY
1	502.13.001.044	HANDBREMSZYLINDER BREMBO'94 D=11MM	HANDBRAKE CYLINDER BREMBO '94 D=11MM	1
9	502.13.012.000	DECKEL KPL.	COVER CPL.	1
10	502.13.050.000	REPARATUR-SATZ KOLBEN 11MM	REPAIR KIT PISTON 11MM	1
11	544.13.011.000	SCHELLE BREMBO	CLAMP BREMBO	1
12	0015 060253	SK.BUNDSCHRAUBE M 6X25 SW=8	HH COLLAR SCREW M 6X25 WS=8	2
15	502.13.015.000	HEBELSCHRAUBE KPL.	LEVER SCREW CPL.	1
16	0965 050163	SENKSCHRAUBE DIN0965-M 5X16	FLAT HEAD SCREW DIN0965-M 5X16	2
20	502.13.020.000	HANDBREMSHEBEL LOOSE BREMBO'94	HAND BRAKE LEVER LOOSE BREM'94	1
21	502.13.021.000	STELLSCHRAUBE KPL.	ADJUSTING SCREW CPL.	1
23	502.13.023.000	SCHUTZKAPPE BREMBO'94	PROTECTION CAP BREMBO'94	1
25	580.12.040.150	KLEMMSCHELLE FÜR SPIEGEL '94	CLAMP FOR MIRROR '94	1
80	306054	BREMSFLÜSSIGKEIT DOT 5.1	BRAKE FLUID DOT 5.1	1

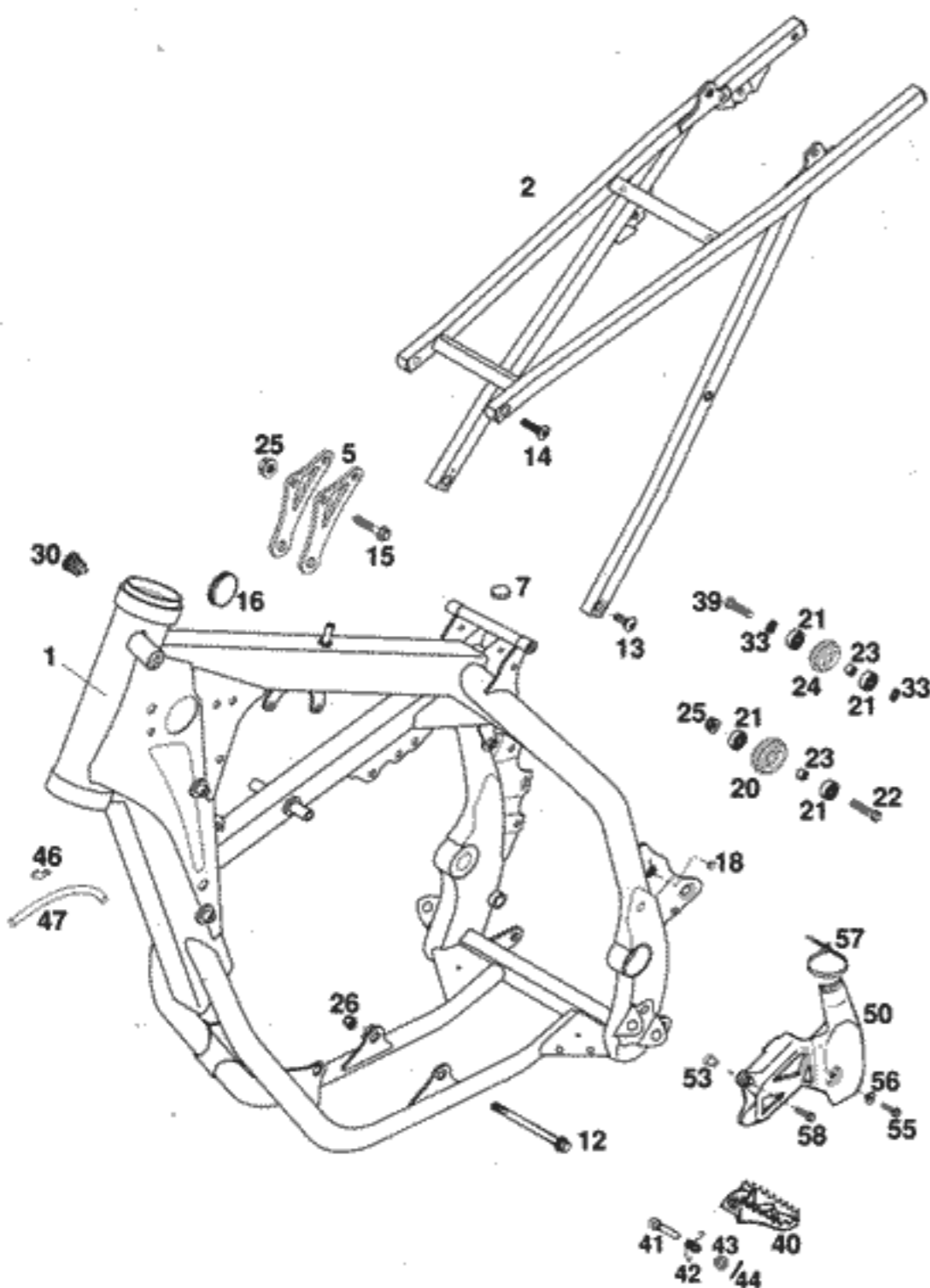


FIG	TEILNR/PARTNR	BEZEICHNUNG	DESCRIPTION	QTY
1	547.03.001.000	RAHMEN KOKU. SX,MXC,EXC USA'98 OHNE SCHLOSSKÖRPER	FRAME KOKU. SX,MXC,EXC USA '98 WITHOUT LOCK BODY	1
1	547.03.001.200	RAHMEN SEM 250-380 EXC,EGS '98 MIT SCHLOSSKÖRPER	FRAME SEM 250-380 EXC,EGS'98 WITH LOCK BODY	1
2	503.03.002.000	AUSLEGER KPL.ALU 125-380 '98	S.FRAME CPL.ALU 125-380 '98	1
5	547.03.013.000	MOTORSTREBE 250/300/380 '98	REINFORCING BRACKET 250-380'98	2
7	503.07.020.000	GUMMIPUFFER FÜR TANK '98	RUBBER BUFFER FOR TANK '98	2
12	546.03.013.000	MOTORTRAGSCHR. M10X105-10.9	ENGINE BRAC.SCREW M10X105-10,9	2
13	546.10.052.000	KETTENRADSCHRAUBE-ISK M 8X20	SPROCKET SCREW-AH M 8X20	2
14	545.10.052.000	KETTENRADSCHRAUBE-ISK M 8X29	SPROCKET SCREW-AH M 8X26	2
15	565.30.079.000	BUNDSCHRAUBE M8X42-10.9	SPECIAL SCREW M8X42-10.9	3
16	546.06.004.000	VERSCHLUSSKAPPE 37MM	PLUG 37 MM	2
18	544.03.135.000	VERSCHLUSSPFROPFEN SFL10	PLASTIC CAP SFL10	1
20*	523.03.053.100	KETTENROLLE D=35MM 125-380 '99	CHAIN ROLL D=35MM 125-380 '99	1
21	0625 006087	RILLENKUGELLAGER 608 2RS C3	GROOVED BALL BEAR. 608 2RS C3	4
22	0015 080353	SK.BUNDSCHRAUBE M 8X35 SW=10	HH COLLAR SCREW M 8X35 WS=10	1
23	740.03.021.000	BÜCHSE 8 X 12 X 6,5	BUSHING 8 X 12 X 6,5	2
24*	523.03.053.000	KETTENROLLE D=30MM 125-380 '99	CHAIN ROLL D=30MM 125-380 '99	1
25	543.10.086.000	STOVERFLANSCHMUTTER M8	SELF LOCKING NUT M8	4
26	543.10.086.100	SS.MUTTER M10 CU SW=14	SELF LOCKING NUT M10 CU WS=14	2
30	420.07.049.000	SCHUTZKAPPE	PLASTIC CAP	1
33	360.03.014.000	SCHNORR-SICHERUNGSSCHEIBE 8MM	LOCK WASHER 8MM	2
39	0015 080303	SK.BUNDSCHRAUBE M 8X30 SW=10	HH COLLAR SCREW M 8X30 WS=10	1
40	546.03.040.100/90	FUSSRASTE LINKS SILBER '98	FOOT PED L/S SILVER '98	1
—	546.03.140.100/90	FUSSRASTE RECHTS SILBER '98	FOOT PED R/S SILVER '98	1
41	546.03.044.000	BOLZEN FÜR FUSSRASTER 9,8 X 50	BOLT FOR FOOTREST 9,8 X 50	2
42	546.03.041.000	FUSSRASTENFEDER LINKS & RECHTS	FOOTREST SPRING L/S & R/S	2
43	0125 100003	UNTERLEGSCHLEIBE DIN0125-A10,5	WASHER DIN0125-A10,5	2
44	0094 032253	SPLINT DIN0094-3,2X25 STAHL	PIN DIN0094-3,2X25 STEEL	2
46	503.03.089.000	WINKELSTÜCK '97	ANGEL PIECE '97	1
47	550.07.016.001	SCHLAUCH 7X10 PER METER	PVC-HOSE 7X10 PER METER	0,2
50	546.07.061.000	KETTENRITZELABDECKUNG	SPROCKET COVER	1
53*	547.03.092.050	BUNDBÜCHSE 6,4X8X12X15,5	COLLAR BUSHING 6,4X8X12X15,5	1
55	0015 050203	SK.BUNDSCHRAUBE M 5X20 SW=8	HH COLLAR SCREW M 5X20 WS=8	1
56	546.03.073.000	BUNDBÜCHSE 5 X 10 X 6 ALU	COLLAR BUSHING 5 X 10 X 6 ALU	1
57	440.11.076.200	KABELBAND 200MM	CABLE TIE 200MM	1
58	0015 060253	SK.BUNDSCHRAUBE M 6X25 SW=8	HH COLLAR SCREW M 6X25 WS=8	1

* = NEUTEIL / NEW PART

X = NACH BEDARF / AS REQUIRED

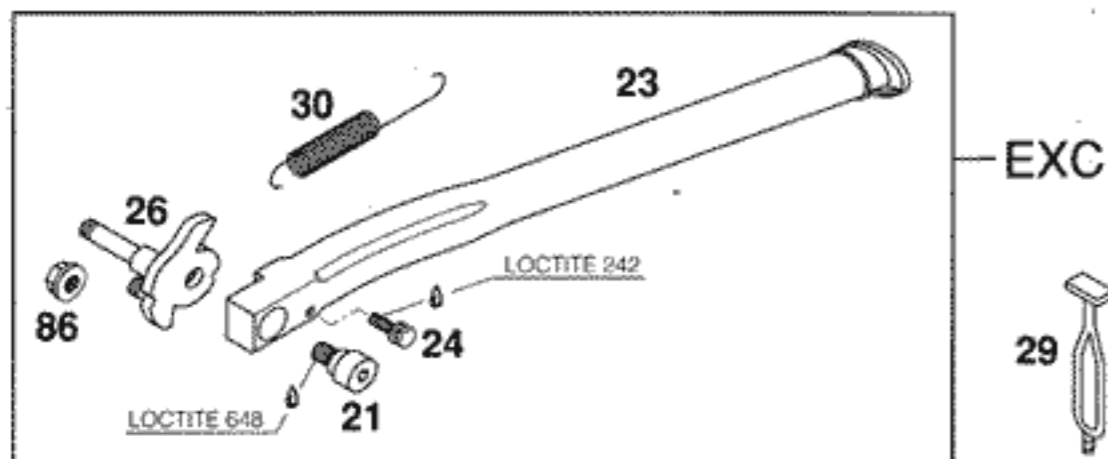
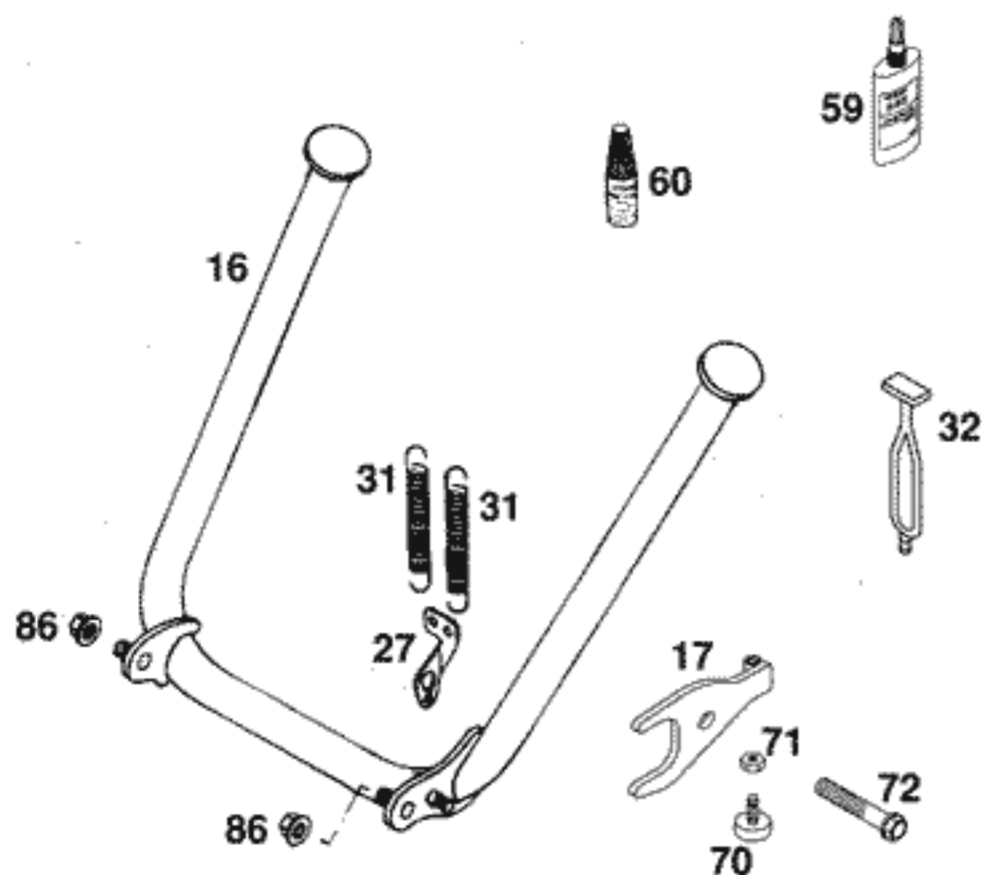


FIG	TEILNR/PARTNR	BEZEICHNUNG	DESCRIPTION	QTY
16	503.03.016.000	MITTELSTÄNDER L=438MM 2TAKT'98	CENTERSTAND L=438MM 2STROKE'98	1
17	503.03.017.000	ANSCHLAGBLECH MITTELSTÄNDER'98	BRACKET FOR CENTER STAND '98	1
21	503.03.023.060	SCHRAUBE M8 SEITENST. EXC '98	SCREW M8 SIDE STAND EXC '98	1
23	503.03.023.000	SEITENSTÄNDER L=377MM '98	SIDE STAND L=377MM '98	1
24	503.03.023.052	BOLZEN STÄNDERFEDER M5 EXC'98	BOLT SIDE ST. SPRING M5 EXC'98	1
26	503.03.026.000	STÄNDERKONSOLE KPL. 125-380'98	SIDE ST. BRACKET CPL. 125-380'98	1
27	546.03.027.000	FEDERLASCHE '90	SPRING HANGER '90	1
29	503.03.025.000	GUMMI FÜR SEITENSTÄNDER '98	RUBBER FOR SIDE STAND '98	1
30	503.03.024.000	STÄNDERFEDER 125-380 EXC '98	SIDESTAND SPRING 125-380EXC'98	1
31	100.03.021.000	STÄNDERFEDER KURZ	STAND SPRING SHORT	2
32*	503.03.018.000	GUMMI FÜR MITTELSTÄNDER '99	RUBBER FOR CENTER STAND '99	1
59	584.29.059.000	LOCTITE 648 GRÜN 20ML	LOCTITE 648 GREEN 20ML	1
60	6 899 785	LOCTITE 242 BLAU 6CCM	LOCTITE 242 BLUE 6CCM	1
70	583.03.070.000	ANSCHLAGGUMMI M8	STOP RUBBER M8	1
71	0934 080003	SK.MUTTER DIN0934-M 8	HEXAGON NUT DIN0934-M 8	1
72	0015 080403	SK.BUNDSCHRAUBE M 8X40 WS=10	HH COLLAR SCREW M 8X40 WS=10	1
86	543.10.086.000	STOVERFLANSCHMUTTER M8	SELF LOCKING NUT M8	1(2)



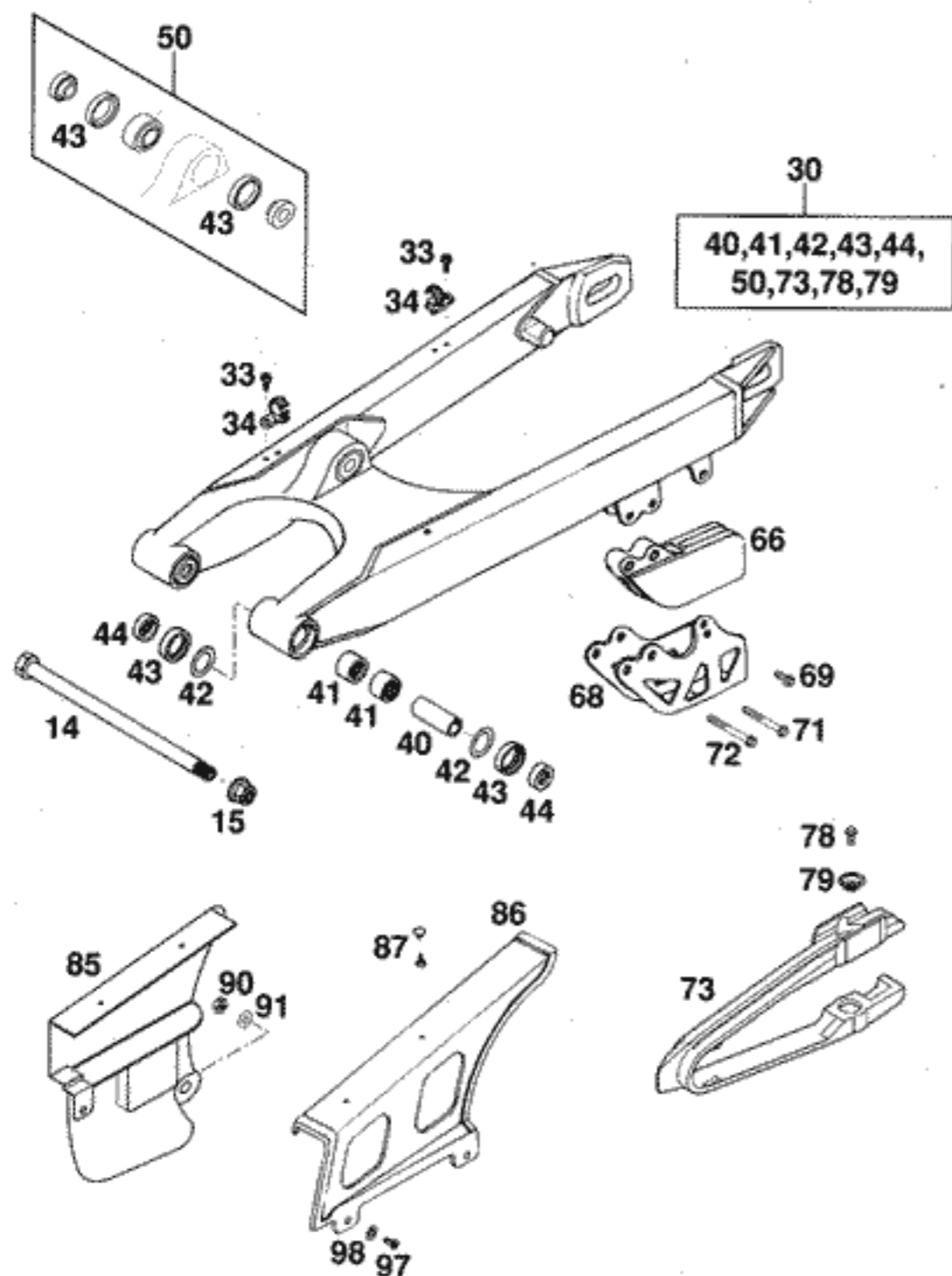


FIG	TEILNR/PARTNR	BEZEICHNUNG	DESCRIPTION	QTY
14	546.03.014.000	SCHWINGARMBOLZEN 15X250	SWINGARM BOLT 15X250	1
15	546.03.015.000	STOPPMUTTER M14X1,5 SW=19	SELF LOCKING NUT M14X1,5 WS=19	1
30*	503.04.030.144	SCHWINGARM KPL.PDS 125-380 '99	SWINGARM CPL.PDS 125-380 '99	1
33	0010 050103	GEW.FURCHSCHRAUBE M 5,0X10	SPECIAL SCREW M 5,0X10	2
34	546.11.076.100	HALTESCHELLE FÜR BREMSSCHL.'96	RETAIN.CLAMP FOR BRAKE HOSE'96	2
40	546.03.081.000	LAGERHÜLSE 15 X 20 X 48	BEARING SLEEVE 15 X 20 X 48	2
41	546.03.097.000	NADELHÜLSE HK 2016	NEEDLE BUSH HK 2016	4
42	546.03.036.000	ANLAUFSCHEIBE 22,2X31,7X1	STOP DISK 22,2X31,7X1	4
43	0760 253270	WELLENDICHTRING 25X32X7	SHAFT SEAL RING 25X32X7	6
44	546.03.090.000	TASSE FÜR WELLENDICHTR.15X25X9	BUCKET F.SHAFTSEALRING 15X25X9	4
50*	503.04.090.044	SCHWENKLAGER+BUCHSEN PDS '99	HEIM JOINT+BUSHES PDS '99	1
66	546.07.066.100	KETTENFÜHRUNG HINTEN '94	CHAIN GUIDE REAR '94	1
68	546.07.070.100	HALTEBLECH	RETAINING PLATE	1
69	0015 060163	SK.BUNDSCHRAUBE M 6X16 SW=8	HH COLLAR SCREW M 6X16 WS=8	1
71	0015 060503	SK.BUNDSCHRAUBE M 6X50 SW=8	HH COLLAR SCREW M 6X50 WS=8	1(2)
72	0015 060553	SK.BUNDSCHRAUBE M 6X55 SW=8	HH COLLAR SCREW M 6X55 WS=8	1
73	503.04.066.000	KETTENGLEITSCHUTZ '97	CHAIN GUARD '97	1
78	0009 050103	GEW.FURCHSCHRAUBE M 5,0X10	SPECIAL SCREW M 5,0X10	2
79	722.10.079.000	STÜTZSCHALE	BUCKET	2
85	503.04.060.000	KETTENSCHUTZ KLEIN EXC '97	CHAIN GUARD EXC '97	1
86	546.07.460.000	KETTENSCHUTZ GROSS EGS	CHAIN GUARD LARGE EGS	1
87	200.12.062.055	HOHLNIET 2-TLG.	HOLLOW RIVET TWO PARTS	2
90	0985 060003	SS.MUTTER DIN0985-M 6	SELF LOCK. NUT DIN0985-M 6	1
91	0021 060003	SCHEIBE DIN9021-A 6,4	WASHER DIN9021-A 6,4	1
97	0010 050103	GEW.FURCHSCHRAUBE M 5,0X10	SPECIAL SCREW M 5,0X10	2
98	0021 050003	SCHEIBE DIN9021-A 5,3	WASHER DIN9021-A 5,3	2

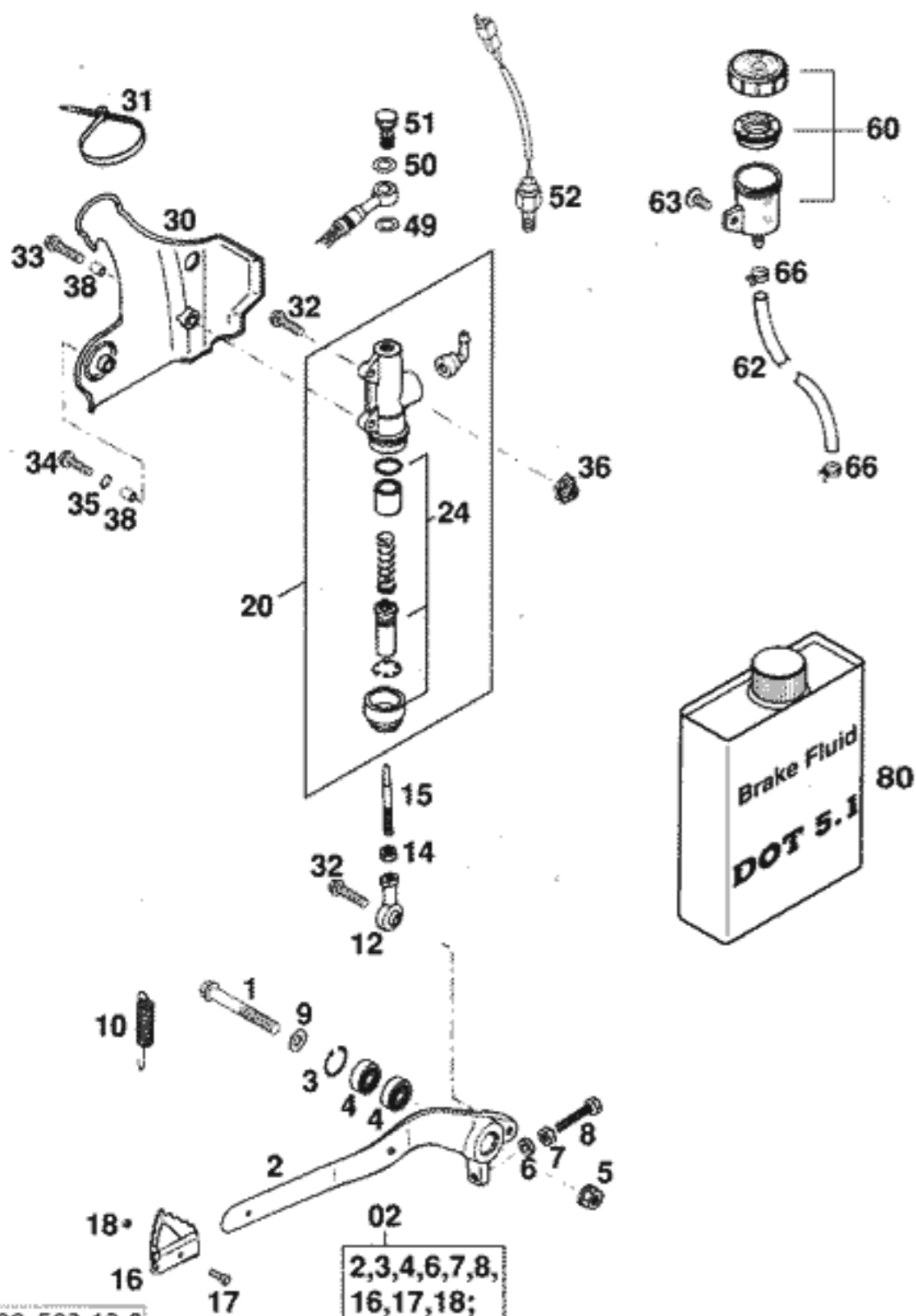


FIG	TEILNR/PARTNR	BEZEICHNUNG	DESCRIPTION	QTY
1	0015 080603	SK.BUNDSCHRAUBE M 8X60 SW=10	HH COLLAR SCREW M 8X60 WS=10	1
02	546.03.060.144	FUSSBREMSHEBEL KPL. 250'91	FOOT BRAKE LEVER CPL. 250'91	1
3	0472 022100	SICHERUNGSRING DIN0472-22X1	CIRCLIP DIN0472-22X1	1
4	0625 006087	RILLENKUGELLAGER 608 2RS C3	GROOVED BALL BEAR. 608 2RS C3	2
5	543.10.086.000	STOVERFLANSCHMUTTER M8	SELF LOCKING NUT M8	1
6	120.11.016.000	SCHEIBE 6 X 12 X 3	WASHER 6 X 12 X 3	1
7	0934 060003	SK.MUTTER DIN0934-M 6	HEXAGON NUT DIN0934-M 6	1
8	0933 060353	SK.SCHRAUBE DIN0933-M 6X35	HH SCREW DIN0933-M 6X35	1
9	0125 080003	UNTERLEGSCHIEBE DIN0125-A 8,4	WASHER DIN0125-A 8,4	1
10	546.03.062.000	RÜCKZUGFEDER FÜR BREMSHEBEL	RETURN SPRING FOR BRAKE LEVER	1
12	546.03.069.000	GELENKKOPF M6 FUßBREMSHEBEL	SWIVEL HEAD M6 FOOT BRAKELEVER	1
14	0934 060003	SK.MUTTER DIN0934-M 6	HEXAGON NUT DIN0934-M 6	1
15	546.03.068.000	DRUCKSTANGE ALU 250 '90	PRESSURE ROD ALU 250 '90	1
16*	546.03.060.150	AUFTRITT FÜR BREMSHEBEL	STEP PLATE FOR BRAKE LEVER	1
17	0933 050163	SK.SCHRAUBE DIN0933-M 5X16	HH SCREW DIN0933-M 5X16	1
18	0985 050003	SS.MUTTER DIN0985-M 5	SELF LOCKING NUT DIN0985-M 5	1
20	545.13.101.044	HAUPTBREMSZYLINDER '89	MAIN BRAKE CYLINDER '89	1
24	545.13.150.000	REPARATUR SATZ KOLBEN 13MM	REPAIR KIT PISTON 13MM	1
30	546.13.038.000	BREMSZYLINDERSCHUTZ 250 '90	BRAKE CYLIND. PROTECTOR 250'90	1
31	440.11.076.200	KABELBAND 200MM	CABLE TIE 200MM	1
32	0015 060203	SK.BUNDSCHRAUBE M 6X20 SW=8	HH COLLAR SCREW M 6X20 WS=8	2
33	0015 060253	SK.BUNDSCHRAUBE M 6X25 SW=8	HH COLLAR SCREW M 6X25 WS=8	1
34	0015 050203	SK.BUNDSCHRAUBE M 5X20 SW=8	HH COLLAR SCREW M 5X20 WS=8	1
35	502.33.041.000	NORDLOCK SCHEIBEN M6 (PAAR)	PAIR OF WASHERS M6 NORDLOCK	1
36	502.35.033.300	KLIPS-MÜTTERNHALTER M6 KP142	SNAP-NUT HOLDER M6 KP142	2
38	580.11.039.000	DISTANZBÜCHSE 6,5 X 8 X 7	SPACER BUSHING 6,5 X 8 X 7	2
49	420.13.026.000	CU-DICHRING DIN7603-10X16X1,5	CU-SEAL RING DIN7603-10X16X1,5	1
50	420.13.226.000	CU-DICHRING DIN7603-10X16X1	CU-SEAL RING DIN7603-10X16X1	1
51	502.13.025.000	HOHLSCHRAUBE M10X1X19	HOLLOW SCREW M10X1X19	1
52	503.11.051.100	BREMSLICHTSCHALTER HINTEN '98	BRAKE LIGHT SWITCH REAR '98	1
60	545.13.030.044	BREMSFLÜSSIGKEITSRESERVIOR '89	BRAKE FLUID RESERVOIR '89	1
62	580.07.016.101	SCHLAUCH FÜR RESERVIOR 6X1,5	HOSE FOR RESERVOIR 6X1,5	0,4
63	0014 060103	SK.BUNDSCHRAUBE M 6X10 SW=8	HH COLLAR SCREW M 6X10 WS=8	1
66	580.07.017.000	YDNAC KLAMMER 10101 (9MM)	YDNAC CLAMP 10101 (9MM)	2
80	306054	BREMSFLÜSSIGKEIT DOT 5.1	BRAKE FLUID DOT 5.1	1

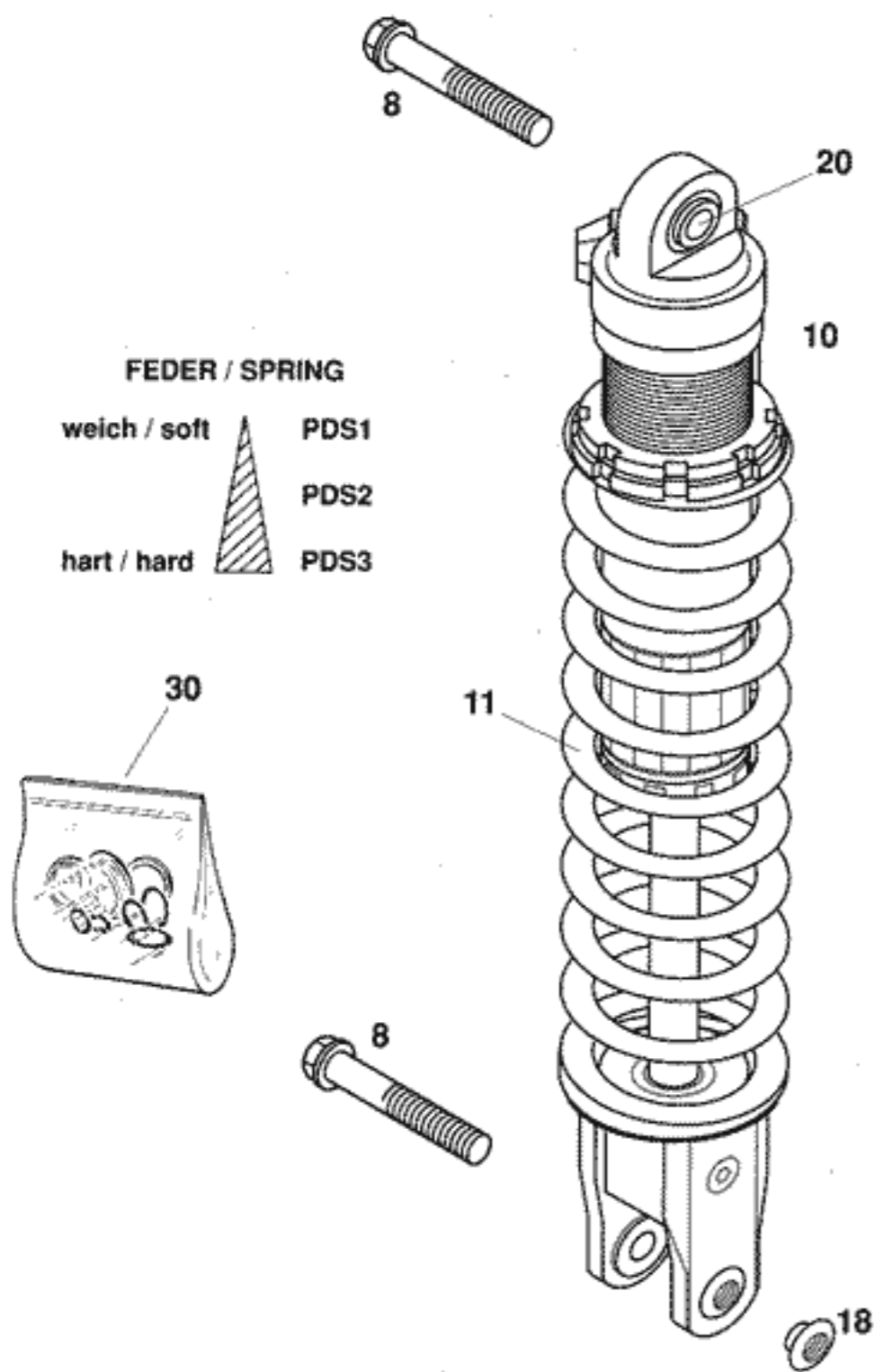


FIG	TEILNR/PARTNR	BEZEICHNUNG	DESCRIPTION	QTY
8	0015 120556	SK.BUNDSCHRAUBE M12X55 SW=13	HH COLLAR SCREW M12X55 WS=13	2
10*	1218.T712	MONOSHOCK WP PDS 250/380SX '99	MONOSHOCK WP PDS 250/380SX '99	1
10*	1218.T714	MONOSHOCK WP PDS 250-380EXC'99 250/300/380 MXC,EXC,EGS	MONOSHOCK WP PDS 250-380EXC'99 250/300/380 MXC,EXC,EGS	1
11*	9121.0009	FEDER PDS1-250	SPRING PDS1-250	X
11*	9121.0010	FEDER PDS2-250	SPRING PDS2-250	1
11*	9121.0011	FEDER PDS3-250	SPRING PDS3-250	1
18	503.04.018.000	GEWINDEBÜCHSE M12 PDS '98	BUSHING M12 PDS '98	1
20*	5018.01515	BÜCHSE+LAGER KPL. PDS 12MM '99	BUSH+BEARINGS CPL. PDS 12MM'99	1
30*	R120.04	REP.SATZ. DICHTRINGE PDS '99	REP.KIT GASKET RINGS PDS '99	1

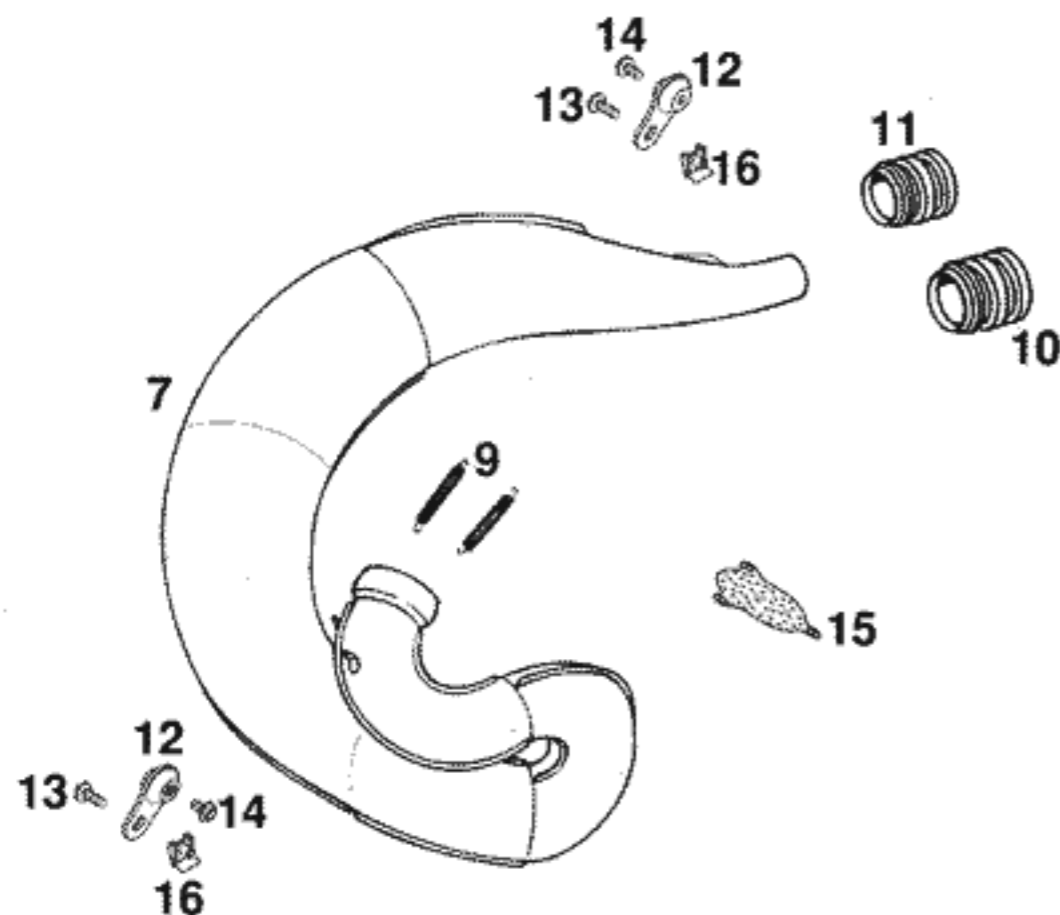


FIG	TEILNR/PARTNR	BEZEICHNUNG	DESCRIPTION	QTY
7	546.05.070.500	AUSPUFF EW,NICKEL 250/300'98 250/300 SX,MXC,EXC,EGS	EXHAUST PIPE NICKEL 250/300'98 250/300 SX,MXC,EXC,EGS	1
7	546.05.009.000	AUSPUFF DW,NICKEL „KTM546“ '98 250/300 EGS	EXHAUST PIPE NI. „KTM546“ '98 250/300 EGS	1
7	547.05.007.100	AUSPUFF EINWAND.,NICKEL 380'98 380 SX,MXC,EXC,EGS	EXHAUST PIPE NICKEL 380'98 380 SX,MXC,EXC,EGS	1
7	547.05.009.000	AUSPUFF DW,NICKEL „KTM547“ '98 380 EGS	EXHAUST PIPE NI. „KTM547“ '98 380 EGS	1
9	503.05.016.000	ZUGFEDER L=55MM ÖSEN BEWEGLICH	TENSION SPRING L=55MM	3
10	502.05.057.000	SILIKON-MUFFE D=29/31MM	SILICON SLEEVE D=29/31MM	1
11	546.05.157.000	SILIKON-MUFFE D=25/27MM	SILICON SLEEVE D=25/27MM	1
12	503.05.012.000	SCHWINGELEMENT FÜR AUSPUFF '98	SWINGELEMENT FOR EX.PIPE '98	2
13	0014 060153	SK.BUNDSCHRAUBE M 6X15 SW=8	HH COLLAR SCREW M 6X15 WS=8	2
14	0014 060103	SK.BUNDSCHRAUBE M 6X10 SW=8	HH COLLAR SCREW M 6X10 WS=8	2
15	546.05.481.100	AUSPUFFDR. 1,5MM 250/300EGS'98	THROTT.EXH.1,5MM 250/300EGS'98	1
15	547.05.001.000	AUSPUFFDROSSEL 3MM 380 EGS '98	THROTTLE EX. 3MM 380 EGS '98	1
16	546.03.048.100	MEHRBEREICHSBLECHMUTTER M6	RANGE CHANGE METAL NUT M6	2

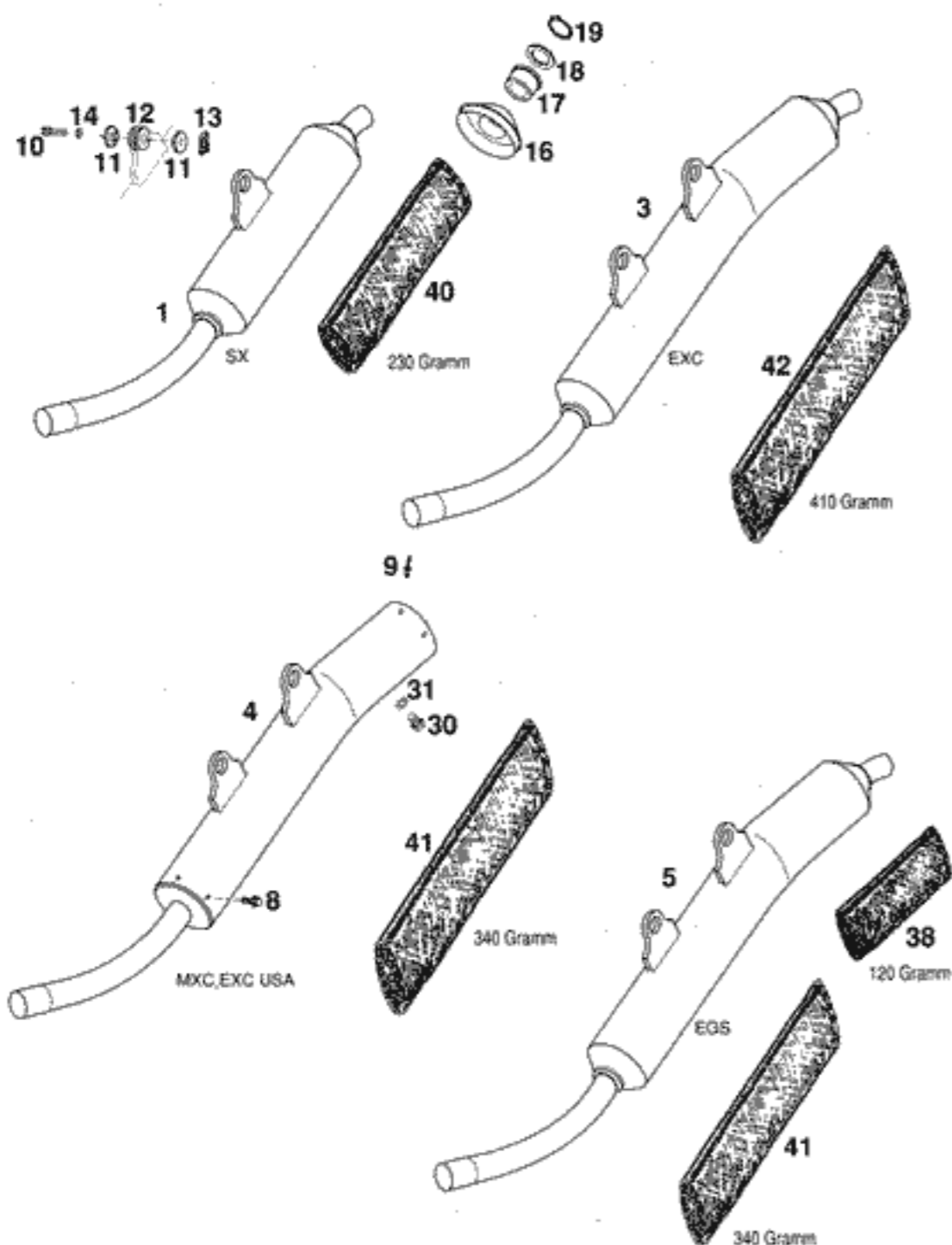


FIG	TEILNR/PARTNR	BEZEICHNUNG	DESCRIPTION	QTY
1	546.05.079.600	ENDDÄMPFER 250 SX '98	EXHAUST SILENCER 250 SX '98	1
3	523.05.081.000	ENDDÄMPFER 200/250/300 EXC '98 „KTM COMPETITION“	EX.SILENCER 200/250/300 EXC'98 „KTM COMPETITION“	1
4	523.05.082.000	ENDDÄM. 200/250/300 MXC,EXC'98 MIT SPARK ARRESTOR	EX.SIL. 200/250/300 MXC,EXC'98 WITH SPARK ARRESTOR	1
5	523.05.083.000	ENDDÄMPFER 200/250/300 EGS '98 „KTM EGS1“	EX.SILENCER 200/250/300 EGS'98 „KTM EGS1“	1
8	0009 050103	GEW.FURCHSCHRAUBE M 5,0X10	SPECIAL SCREW M 5,0X10	4
9	0011 481030	BLINDNIETE 4,8X10,3 ALU	RIVET 4,8X10,3 ALU	4
10	0015 060303	SK.BUNDSCHRAUBE M 6X30 SW=8	HH COLLAR SCREW M 6X30 WS=8	1(2)
11	546.05.069.000	BÜCHSE 7,5X12X28X7,8 '96	BUSHING 7,5X12X28X7,8 '96	2(4)
12	546.05.068.000	DÄMPFUNGSELEMENT SCHWARZ	EXHAUST BRACKET RUBBER BLACK	1(2)
13	546.03.048.100	MEHRBEREICHBLECHMUTTER M6	RANGE CHANGE METAL NUT M6	1(2)
14	0137 060000	FEDERSCHEIBE DIN0137-B 6	SPRING WASHER DIN0137-B 6	1(2)
16	546.05.379.549	ENDDÄMPFERENDKAPPE KUNSTSTOFF	SILENCER CAP PLASTIC	2
16	547.05.179.070	ENDDÄMPFERENDKAPPE ALU	SILENCER END CAP ALU	X
17	546.05.379.028	DICHTRING VITON D=28MM	SEAL RING VITON D=28MM	2
18	546.05.079.047	SCHEIBE D=28MM	WASHER D=28 MM	1
19	0471 280151	SICHERUNGSRING DIN0471-28X1,5	CIRCLIP DIN0471-28X1,5 NIRO	1
30	0910 100003	VERSCHL.SCHR. DIN0910-M10X1	PLUG DIN0910-M10X1	1
31	580.38.032.010	CU-DICHTRING DIN7603-10X14X1	CU-SEAL RING DIN7603-10X14X1	1
38	580.05.078.120	GLASFASERGARN 120 GRAMM 250/300/380 EGS HINTEN	STUFFING YARN 120 GRAMM 250/300/380 EGS BEHIND	1
40	580.05.079.056	GLASFASERGARN LOSE 300 GRAMM 250 SX	STUFFING YARN LOOSE 300 GRAMM 250 SX	1
41	580.05.078.340	GLASFASERGARN 340 GRAMM 250/300/380 MXC,EXC USA,EGS	STUFFING YARN 340 GRAMM 250/300/380 MXC,EXC USA,EGS	1
42	580.05.078.410	GLASFASERGARN 410 GRAMM 250/300/380 EXC EUROPA	STUFFING YARN 410 GRAMM 250/300/380 EXC EUROPE	1

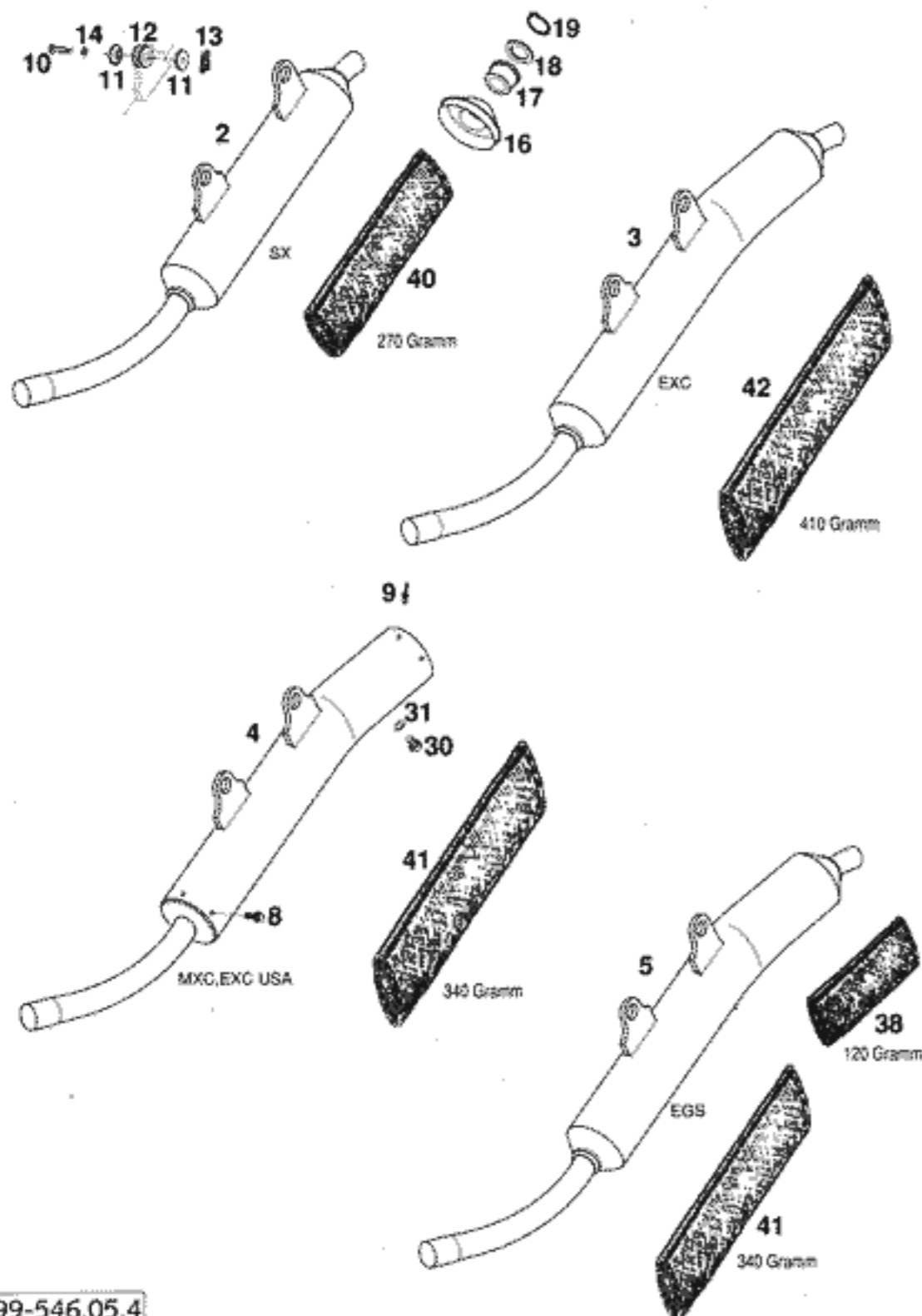


FIG	TEILNR/PARTNR	BEZEICHNUNG	DESCRIPTION	QTY
2	547.05.079.200	ENDDÄMPFER 380 SX '98	EXHAUST SILENCER 380 SX '98	1
3	547.05.081.100	ENDDÄMPFER 380 EXC EUROPA '98 „KTM COMPETITION“	EXHAUST SILENCER 380 EXC EU'98 „KTM COMPETITION“	1
4	547.05.082.100	ENDDÄMPFER 380 MXC, EXC USA '98 MIT SPARK ARRESTOR	EX. SILENCER 380 MXC, EXC USA'98 WITH SPARK ARRESTOR	1
5	547.05.083.100	ENDDÄMPFER 380 EGS '98 „KTM EGS1“	EXHAUST SILENCER 380 EGS '98 „KTM EGS1“	1
8	0009 050103	GEW.FURCHSCHRAUBE M 5,0X10	SPECIAL SCREW M 5,0X10	4
9	0011 481030	BLINDNIETE 4,8X10,3 ALU	RIVET 4,8X10,3 ALU	4
10	0015 060303	SK.BUNDSCHRAUBE M 6X30 SW=8	HH COLLAR SCREW M 6X30 WS=8	2
11	546.05.069.000	BÜCHSE 7,5X12X28X7,8 '96	BUSHING 7,5X12X28X7,8 '96	4
12	546.05.068.000	DÄMPFUNGSELEMENT SCHWARZ	EXHAUST BRACKET RUBBER BLACK	2
13	546.03.048.100	MEHRBEREICHBLECHMUTTER M6	RANGE CHANGE METAL NUT M6	2
14	0137 060000	FEDERSCHEIBE DIN0137-B 6	SPRING WASHER DIN0137-B 6	2
16	547.05.179.070	ENDDÄMPFERENDKAPPE ALU	SILENCER END CAP ALU	2
16	546.05.379.549	ENDDÄMPFERENDKAPPE KUNSTSTOFF	SILENCER CAP PLASTIC	X
17	546.05.379.030	DICHTRING VITON D=30MM '97	SEAL RING VITON D=30MM'97	2
18	547.05.079.047	SCHEIBE D=30MM	WASHER D=30MM	1
19	0471 300151	SICHERUNGSRING DIN0471-30X1,5	CIRCLIP DIN0471-30X1,5 NIRO	1
30	0910 100003	VERSCHL.SCHR. DIN0910-M10X1	PLUG DIN0910-M10X1	1
31	580.38.032.010	CU-DICHTRING DIN7603-10X14X1	CU-SEAL RING DIN7603-10X14X1	1
38	580.05.078.120	GLASFASERGARN 120 GRAMM 250/300/380 EGS HINTEN	STUFFING YARN 120 GRAMM 250/300/380 EGS BEHIND	1
40	580.05.079.056	GLASFASERGARN LOSE 300 GRAMM 380 SX	STUFFING YARN LOOSE 300 GRAMM 380 SX	1
41	580.05.078.340	GLASFASERGARN 340 GRAMM 250/300/380 MXC, EXC USA, EGS	STUFFING YARN 340 GRAMM 250/300/380 MXC, EXC USA, EGS	1
42	580.05.078.410	GLASFASERGARN 410 GRAMM 250/300/380 EXC EUROPA	STUFFING YARN 410 GRAMM 250/300/380 EXC EUROPE	1

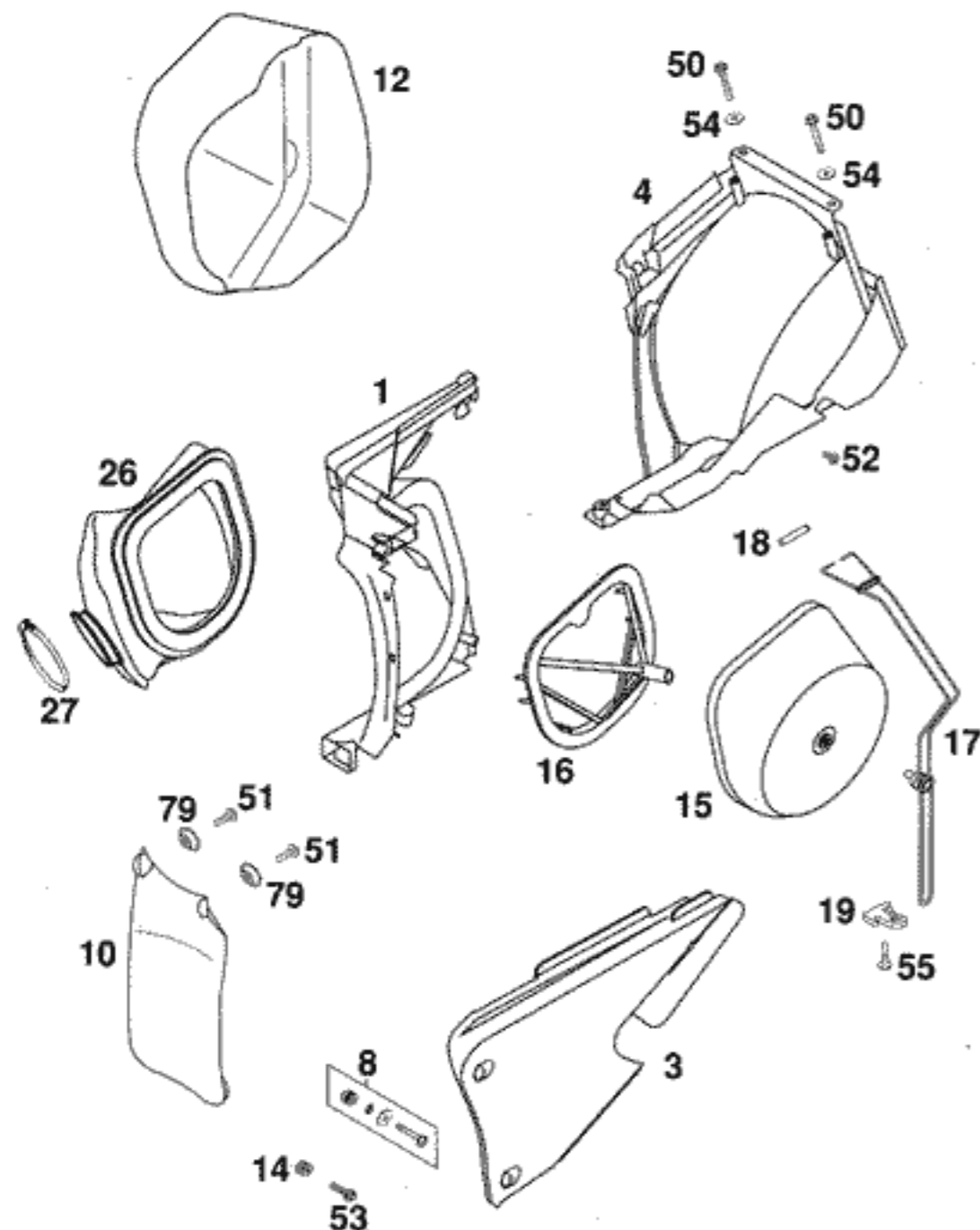


FIG	TEILNR/PARTNR	BEZEICHNUNG	DESCRIPTION	QTY
1	503.06.001.051	FILTERWAND KPL. 125-380 '98	FILTER WALL CPL. 125-380 '98	1
3	503.06.003.044	FILTERKASTENDECKEL KPL. 2T '98 MIT SCHNELLVERSCHLUSS	FILTER BOX COVER CPL. '98 WITH QUICK RELEASE	1
4	503.06.001.052	FILTERKASTENHINTERTEIL '98	FILTER BOX PART REAR '98	1
8	503.06.008.044	SCHNELLVERSCHLUSS KPL. '98	QUICK RELEASE CPL. '98	2
10	503.06.010.000	SPRITZSCHUTZ F.FILTERKASTEN'98	FENDER FOR FILTER BOX '98	1
12	503.06.012.000	DROSSELKAPPE 125-380 EGS '98	THROTTLE CAP 125-380 EGS '98	1
14	503.06.001.055	EINPRESSMUTTER FILTERKAST. M6	PRESS IN NUT FILTER BOX M6	X
15	503.06.015.000	LUFTFILTER 125-380 '98	AIR FILTER 125-380 '98	1
16	503.06.016.000	FILTERTRÄGER 125-380 '98	FILTER CARRIER 125-380 '98	1
17	503.06.017.000	FILTERHALTEBÜGEL KPL. 2TAKT'98	FILTER SUPPORT CPL.2-STROKE'98	1
18	503.06.018.000	FILTERTRÄGERHÜLSE 125-380 '98	FILTER SUPPORT BUSH 125-380'98	1
19	503.06.019.000	BEFESTIGUNGSBLECH FILTERBÜGEL	FASTEN. DEVICE FILTER SUPPORT	1
26	547.06.026.000	VERGASERMANSCHETTE 125-380 '98	CARBURETOR CONNECTION BOOT '98	1
27	510.06.027.000	SCHLAUCHBINDER 50-70MM	HOSE CLAMP 50-70MM	1
50	0017 060403	SONDERSCHRAUBE T60 M 6X40	SPECIAL SCREW T60 M 6X40	2
51	0017 060203	SONDERSCHRAUBE T60 M 6X20	SPECIAL SCREW T60 M 6X20	2
52	0009 050103	GEW.FURCHSCHRAUBE M 5,0X10	SPECIAL SCREW M 5,0X10	1
53	0014 060253	SK.BUNDSCHRAUBE M 6X25 SW=8	HH COLLAR SCREW M 6X25 WS=8	X
54	0125 060003	UNTERLEGSCHLEIBE DIN0125-A 6,4	WASHER DIN0125-A 6,4	2
55	0017 060303	SONDERSCHRAUBE T60 M 6X30	SPECIAL SCREW T60 M 6X30	1
79	722.10.079.000	STÜTZSCHALE	BUCKET	2

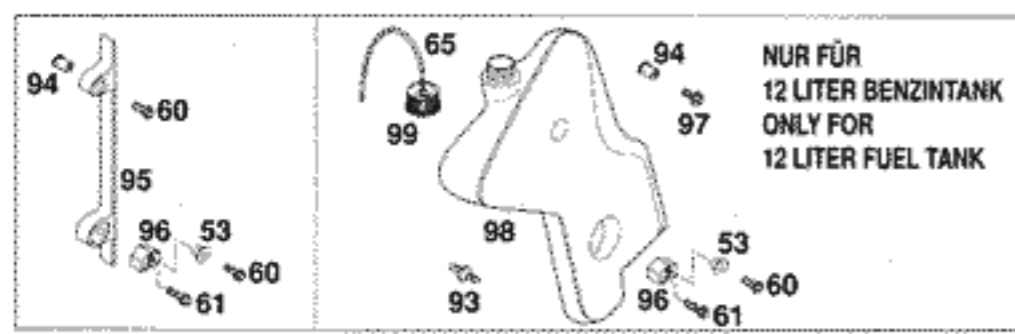
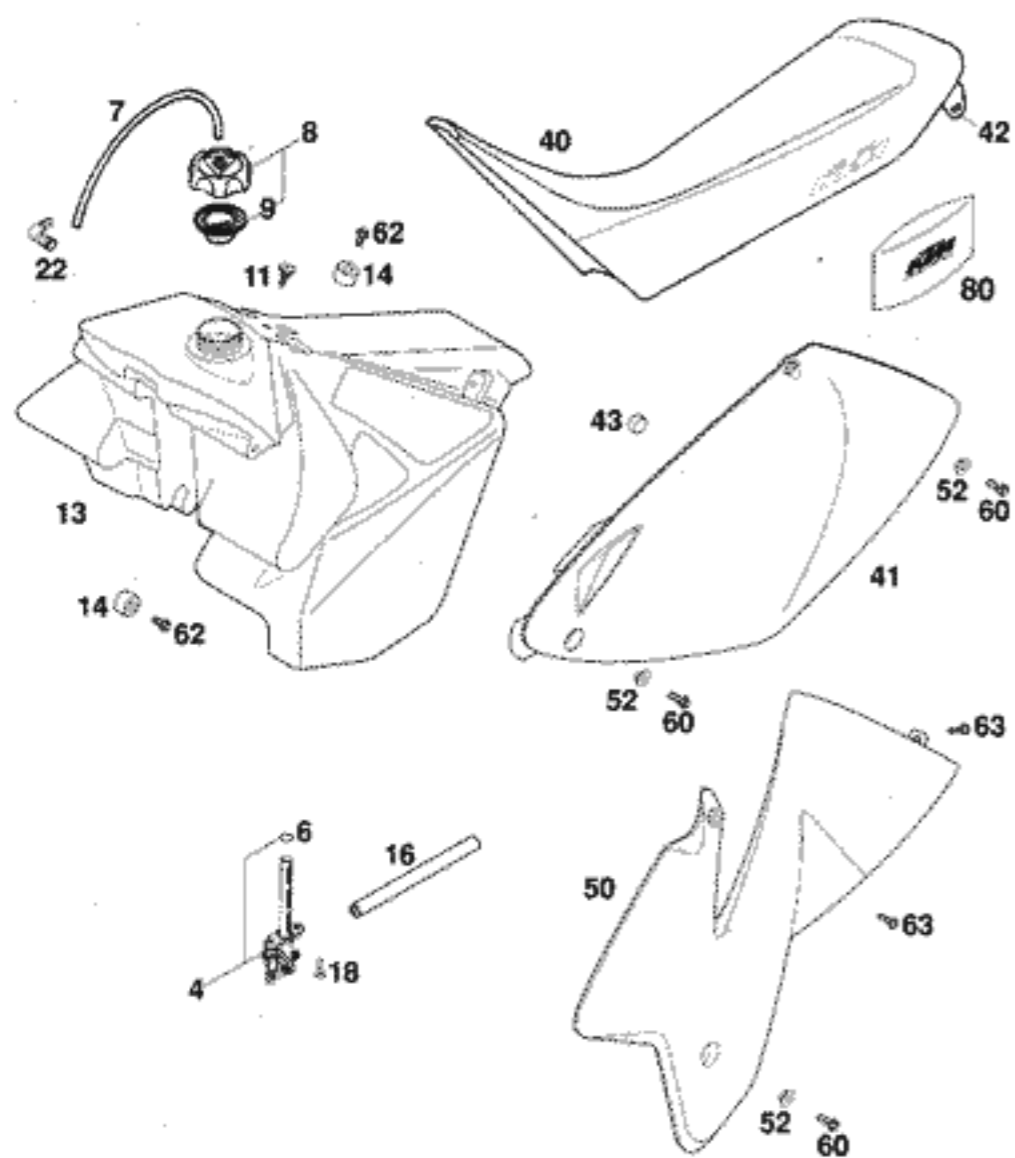


FIG	TEILNR/PARTNR	BEZEICHNUNG	DESCRIPTION	QTY
4	583.07.105.200	BENZINHAHN KPL. OFF-ON-RES	FUEL COCK CPL. OFF-ON-RES	1
6	550.07.006.200	O-RING 11X1,8 NBR 70	O-RING 11X1,8 NBR 70	1
7	310.07.107.001	PVC-SCHLAUCH 6X9 MM PER METER	PVC-HOSE 6X9 MM PER METER	0,25
8	490.07.008.044	TANKVERSCHLUSS KPL. KLEIN	FILLER CAP CPL. SMALL	1
9	490.07.009.000	DICHTUNG FÜR TANKVERSCHLUSS	GASKET FOR FILLER CAP	1
11	503.07.011.000	SCHRAUBE SITZBANKBEF. '98	SCREW SEAT FASTENING '98	1
13	503.07.013.000	BENZINTANK KPL. 7,5 LITER '98	FUEL TANK CPL. 7,5 LITER '98	1
13	503.07.013.100	BENZINTANK KPL. 9,5 LITER '98	FUEL TANK CPL. 9,5 LITER '98	1
13	523.07.013.000	BENZINTANK KPL. 12 LITER '98	FUEL TANK CPL. 12 LITER '98	1
14	503.07.014.000	TANKROLLE 12X26X12 '98	TANK ROLLER 12X26X12 '98	3
16	580.07.016.001	BENZINSCHLAUCH VITON	FUEL HOSE VITON	0,16
18*	0017 060203	SONDERSCHRAUBE T60 M 6X20	SPECIAL SCREW T60 M 6X20	2
22	510.30.022.000	WINKELSTÜCK 90 GRAD M10X1	ANGLE PIECE 90 DEGREE M10X1	1
40*	503.07.040.200	SITZBANK 125-380 STANDARD '99	SEAT 125-380 STANDARD '99	1
41	503.08.041.000/90	SEITENVERKL. LINKS SILBER '98	SIDE COVER L/S SILVER '98	1
—	503.08.042.000/90	SEITENVERKL. RECHTS SILBER '98	SIDE COVER R/S SILVER '98	1
42	503.07.041.000	SITZBANKHALTEWINKEL LI/RE '98	SEAT BRACKET L/S-R/S '98	2
43	503.08.042.055	GUMMI FÜR SEITENVERKLEIDUNG '98	RUBBER FOR SIDE COVER '98	2
50	503.08.050.000/04	SPOILER LINKS ORANGE '98	SPOILER L/S ORANGE '98	1
—	503.08.051.000/04	SPOILER RECHTS ORANGE '98	SPOILER R/S ORANGE '98	1
52	503.08.052.000	BÜCHSE FÜR SPOILER 6X11X16X5	BUSH FOR SPOILER 6X11X16X5	6
53	503.08.053.000	BÜCHSE FÜR SPOILER 6X11X16X7,5	BUSH FOR SPOILER 6X11X16X7,5	2
60	0015 060163	SK.BUNDSCHRAUBE M 6X16 SW=8	HH COLLAR SCREW M 6X16 WS=8	6
61	0015 060203	SK.BUNDSCHRAUBE M 6X20 SW=8	HH COLLAR SCREW M 6X20 WS=8	2
62	0015 060123	SK.BUNDSCHRAUBE M 6X12 SW=8	HH COLLAR SCREW M 6X12 WS=8	3
63	0981 550193	LI.BLECHSCHR. DIN7981- 5,5X19	SHEET MET.SCR.DIN7981- 5,5X19	6
65	501.31.137.000	ENTLÜFTUNGSSCHLAUCH 3X5X190	VENT HOSE 3X5X190	2
80	502.12.100.100	BORDWERKZEUG 125-380 ORANGE '97	TOOL SET 125-380 ORANGE '97	1
93*	523.38.061.050	SCHLAUCHTÜLLE FÜR ÖLTANK	HOSE CONNECTION FOR OILTANK	X
94	550.03.139.600	BLINDNIETMUTTER M6X15,5 STAHL	BLIND RIVET NUT M6X15,5 STEEL	2
95	503.35.095.000	SPOILERADAPTER 12 LI. TANK '98	SPOILER ADAPTER 12 LI. TANK '98	2
96	503.35.096.000	TANKADAPTERBÜCHSE 12 LITER '98	TANK ADAPTER BUSH 12 LITER '98	2
97	.0014 060203	SK.BUNDSCHRAUBE M 6X20 SW=8	HH COLLAR SCREW M 6X20 WS=8	2
98*	523.38.161.000	ZUSATZTANK LINKS 125-380 '99	ADDITIONAL TANK L/S 125-380 '99	1
—*	523.38.061.000	ZUSATZTANK RECHTS 125-380 '99	ADDITIONAL TANK R/S 125-380 '99	1
99	491.38.491.044	ÖLTANKVERSCHLUSS	OIL TANK CAP	2

* = NEUTEIL / NEW PART X = NACH BEDARF / AS REQUIRED

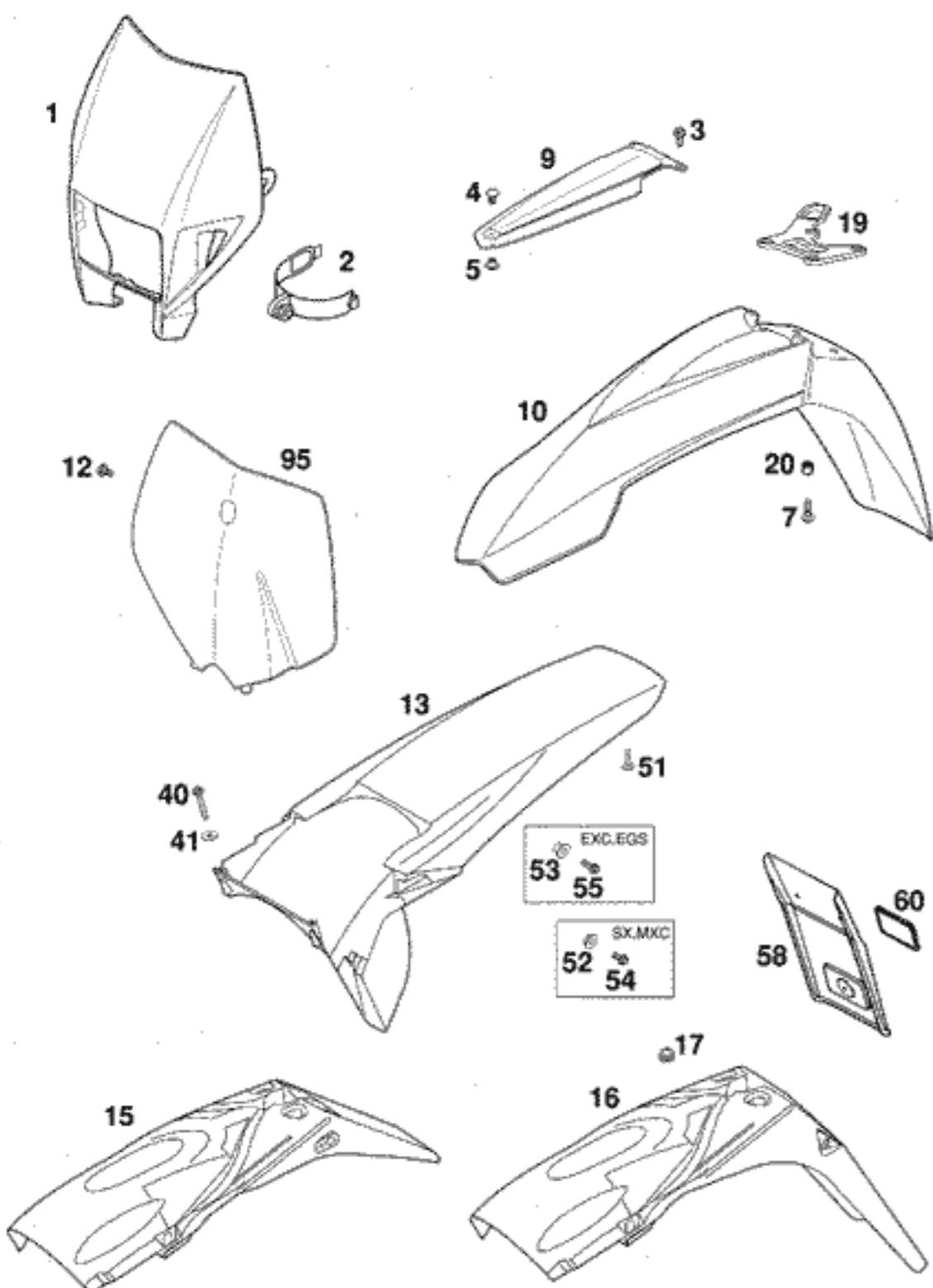


FIG	TEILNR/PARTNR	BEZEICHNUNG	DESCRIPTION	QTY
1*	503.08.001.000/04	SCHEIN.MASKE ORANGE EXC/EGS'99	H.LIGHT MASK ORANGE EXC/EGS'99	1
2	503.08.002.000	MASKENGUMMI UFO D=50MM '97	MASK RUBBER UFO D=50MM '97	2
3	0014 060153	SK.BUNDSCHRAUBE M 6X15 SW=8	HH COLLAR SCREW M 6X15 WS=8	2
4*	503.08.009.050	SCHRAUBE KOTFL.STR.M8X9 SW=17	SCREW FEND.BRACE M8X9 WS=17	1
5*	503.08.009.051	MUTTER KOTFL.STR. M8 SW=17	NUR FENDER BRACE M8 WS=17	1
7	0014 060203	SK.BUNDSCHRAUBE M 6X20 SW=8	HH COLLAR SCREW M 6X20 WS=8	4
9*	503.08.009.100	KOTFLÜGELSTREBE SCHWARZ '99	FENDER BRACE BLACK '99	1
10*	503.08.010.000/04	KOTFLÜGEL VORNE ORANGE '99	FENDER FRONT ORANGE '99	1
12	0014 060103	SK.BUNDSCHRAUBE M 6X10 SW=8	HH COLLAR SCREW M 6X10 WS=8	1
13	503.08.013.000/90	KOTFLÜGEL HINTEN SX SILBER '98 125-380 SX,MXC	REAR FENDER SX SILVER '98 125-380 SX,MXC	1
13	503.08.013.100/90	KOTFLÜGEL HINTEN EXC SILBER'98 125-380 EXC,EGS	REAR FENDER EXC SILVER '98 125-380 EXC,EGS	1
15	503.08.015.000	NUMMERTAFELTRÄGER 2T EXC '98	NUMBER PLATE CARRIER EXC '98	1
16	503.08.015.100	NUMMERTAFELTRÄGER 2T EGS '98	NUMBER PLATE CARRIER EGS '98	1
17	310.08.060.000	KABELTÜLLE D=8MM OFFEN	RUBBER SLEEVE D=8MM OPEN	1
19	546.08.019.200	TACHOWELLENFÜHRUNG '96	SPEEDOMETER CABLE GUIDE '96	1
20	502.08.020.000	DISTANZBÜCHSE 7X10X7,5	SPACER BUSHING 7X10X7,5	4
40	0017 060403	SONDERSCHRAUBE T60 M 6X40	SPECIAL SCREW T60 M 6X40	2
41	0125 060003	UNTERLEGSCHIEBE DIN0125-A 6,4	WASHER DIN0125-A 6,4	2
51	0017 060203	SONDERSCHRAUBE T60 M 6X20	SPECIAL SCREW T60 M 6X20	2
52*	503.08.052.100	BÜCHSE F.KOTFLÜGEL- 6X11X20X5	BUSH FOR FENDER 6X11X20X5	2
53*	503.08.053.100	BÜCHSE F.NUM.TRÄG. 6X11X22X9,5	BUSH F.NUM.PL.CAR. 6X11X22X9,5	2
54	0015 060123	SK.BUNDSCHRAUBE M 6X12 SW=8	HH COLLAR SCREW M 6X12 WS=8	2
55	0015 060163	SK.BUNDSCHRAUBE M 6X16 SW=8	HH COLLAR SCREW M 6X16 WS=8	2
58	490.08.216.000	VERLÄNGERUNG F.NUMMERTAFELTR.	EXTENSION FOR NUMBER PLATE	1
60	510.12.180.000	RÜCKSTRAHLER ROT GEKLEBT	REFLECTOR SELF-ADHESIV RED	1
95*	503.08.007.000/04	STARTNUMMERTAFEL ORANGE SX '99	NUMBER PLATE ORANGE SX '99	1

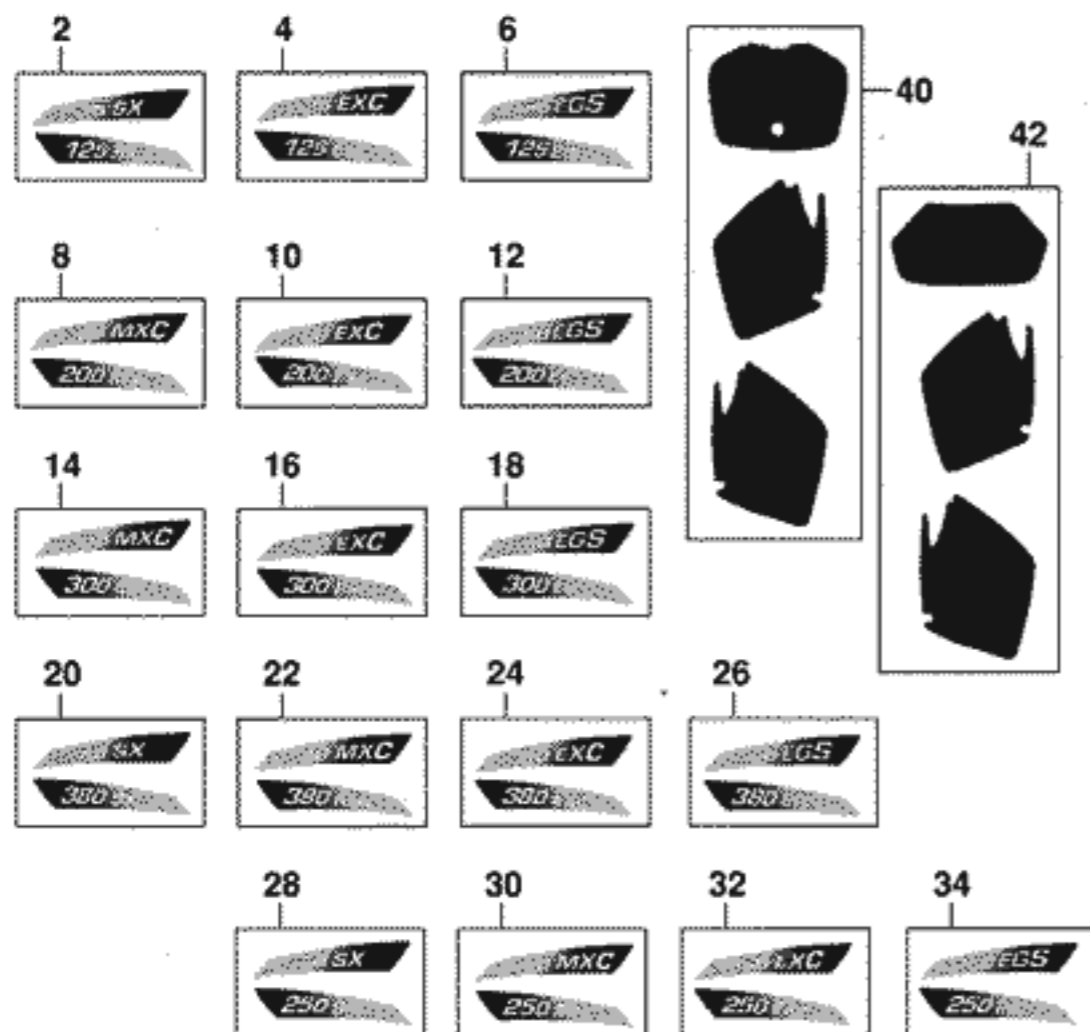



FIG	TEILNR/PARTNR	BEZEICHNUNG	DESCRIPTION	QTY
1*	503.08.090.100	SPOILERDEKOR KPL. 125-380 '99	SPOILER DECAL CPL. 125-380 '99	1
2*	503.08.091.300	HUBRAUMDEKOR „125 SX“ '99	DISPLACEM. DECAL „125 SX“ '99	1
4*	503.08.091.400	HUBRAUMDEKOR „125 EXC“ '99	DISPLACEM. DECAL „125 EXC“ '99	1
6*	503.08.091.500	HUBRAUMDEKOR „125 EGS“ '99	DISPLACEM. DECAL „125 EGS“ '99	1
8*	523.08.091.300	HUBRAUMDEKOR „200 MXC“ '99	DISPLACEM. DECAL „200 MXC“ '99	1
10*	523.08.091.400	HUBRAUMDEKOR „200 EXC“ '99	DISPLACEM. DECAL „200 EXC“ '99	1
12*	523.08.091.600	HUBRAUMDEKOR „200 EGS“ '99	DISPLACEM. DECAL „200 EGS“ '99	1
14*	546.08.391.300	HUBRAUMDEKOR „300 MXC“ '99	DISPLACEM. DECAL „300 MXC“ '99	1
16*	546.08.391.400	HUBRAUMDEKOR „300 EXC“ '99	DISPLACEM. DECAL „300 EXC“ '99	1
18*	546.08.391.600	HUBRAUMDEKOR „300 EGS“ '99	DISPLACEM. DECAL „300 EGS“ '99	1
20*	547.08.091.400	HUBRAUMDEKOR „380 SX“ '99	DISPLACEM. DECAL „380 SX“ '99	1
22*	547.08.091.500	HUBRAUMDEKOR „380 MXC“ '99	DISPLACEM. DECAL „380 MXC“ '99	1
24*	547.08.091.600	HUBRAUMDEKOR „380 EXC“ '99	DISPLACEM. DECAL „380 EXC“ '99	1
26*	547.08.091.700	HUBRAUMDEKOR „380 EGS“ '99	DISPLACEM. DECAL „380 EGS“ '99	1
28*	546.08.091.400	HUBRAUMDEKOR „250 SX“ '99	DISPLACEM. DECAL „250 SX“ '99	1
30*	546.08.091.500	HUBRAUMDEKOR „250 MXC“ '99	DISPLACEM. DECAL „250 MXC“ '99	1
32*	546.08.091.600	HUBRAUMDEKOR „250 EXC“ '99	DISPLACEM. DECAL „250 EXC“ '99	1
34*	546.08.091.800	HUBRAUMDEKOR „250 EGS“ '99	DISPLACEM. DECAL „250 EGS“ '99	1
40*	503.08.088.300	STARTNUM.FELDER SCHWARZ SX '99 125 SX	STARTNUMBER PLATE BLACK SX '99 125 SX	1
40*	546.08.088.100	STARTNUM.FELDER GRÜN SX '99 250 SX	STARTNUMBER PLATE GREEN SX '99 250 SX	1
40*	547.08.088.100	STARTNUM.FELDER GELB SX,EXC'99 380 SX / 125-380 EXC,EGS	STARTNU.PLATE YELLOW SX,EXC'99 380 SX / 125-380 EXC,EGS	1
42*	503.08.088.500	STARTNUM.FELDER ROT EXC '99 125-380 EXC,EGS	STARTNUMBER PLATE RED EXC '99 125-380 EXC,EGS	1

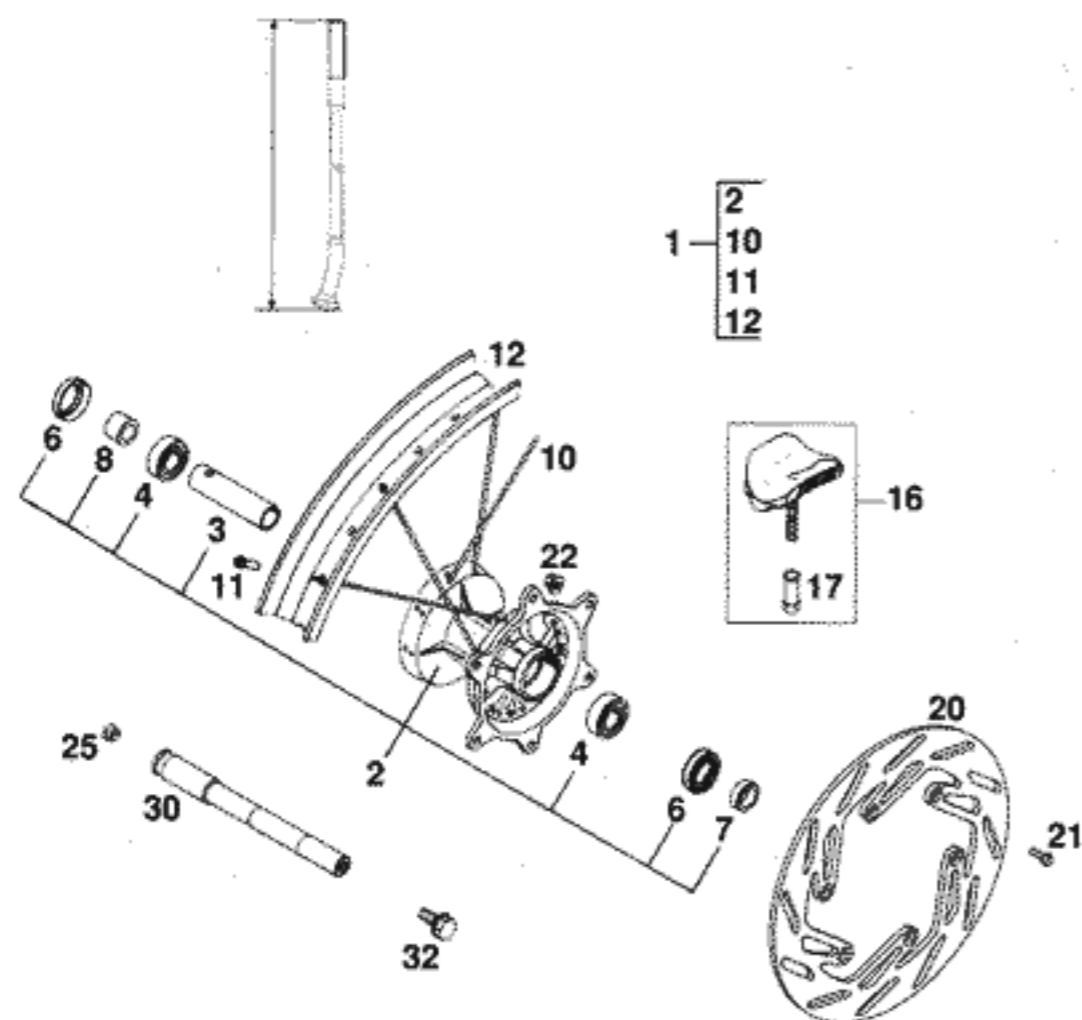


FIG	TEILNR/PARTNR	BEZEICHNUNG	DESCRIPTION	QTY
1	546.09.001.544	VORDERRAD 1,6X21" EXCEL SX'94 125-380 SX	FRONT WHEEL 1,6X21" EXCEL SX'94 125-380 SX	1
2	565.09.010.944	VORDERRADNABE KPL. SILBER SX'94	FRONT WHEEL HUB SILVER SX'94	1
3	565.09.011.400	LAGERDISTANZROHR 17,5X22X82	BEARING SPACER TUBE 17,5X22X82	1
4	0625 060037	RILLENKUGELLAGER 6003 2SR C3	GROOVED BALL BEAR. 6003 2SR C3	2
6	0760 253570	WELLENDICHTRING 25X35X7 BSL	SHAFT SEAL RING 25X35X7 BSL	2
7	546.09.051.000	DISTANZRING 17X25X7,5	SPACER RING 17X25X7,5	1
8	546.09.051.100	DISTANZBÜCHSE 17X25X15	SPACER BUSHING 17X25X15	1
10	583.09.071.234	SPEICHE M5X234-15G 21" DDE	SPOKE M5X234-15G 21" DDE	36
11	565.09.072.000	STAHLNIPPEL M5	STEEL NIPPLE M5	36
12	546.09.070.100	FELGE VORNE 1,6 X 21" EXCEL	FRONT RIM 1,6 X 21" EXCEL	1
16	510.09.100.100	REIFENHALTER VM1 (1,60")	RIM LOCK VM1 (1,60")	1
17	503.10.090.050	MUTTER FÜR REIFENHALTER '96	NUT WHEEL HOLDER * '96	1
20	565.09.060.700	BREMSSCHEIBE VORNE D=260MM	FRONT BRAKE DISK D=260MM	1
21	0015 060163	SK.BUNDSCHRAUBE M 6X16 SW=8	HH COLLAR SCREW M 6X16 WS=8	6
22	565.09.064.000	STOVER-FLANSTMUTTER M6	SELF LOCKING NUT M6	6
25	550.09.086.000	VERSCHLUSSPFROPFEN SFL13	PLUG SFL13	1
30	503.09.081.000	STECKACHSE VORNE L=235MM	FRONT AXLE L=235MM	1
32	490.32.011.000	SK.BUNDSCHRAUBE M10X20	HH COLLAR SCREW M10X20	1

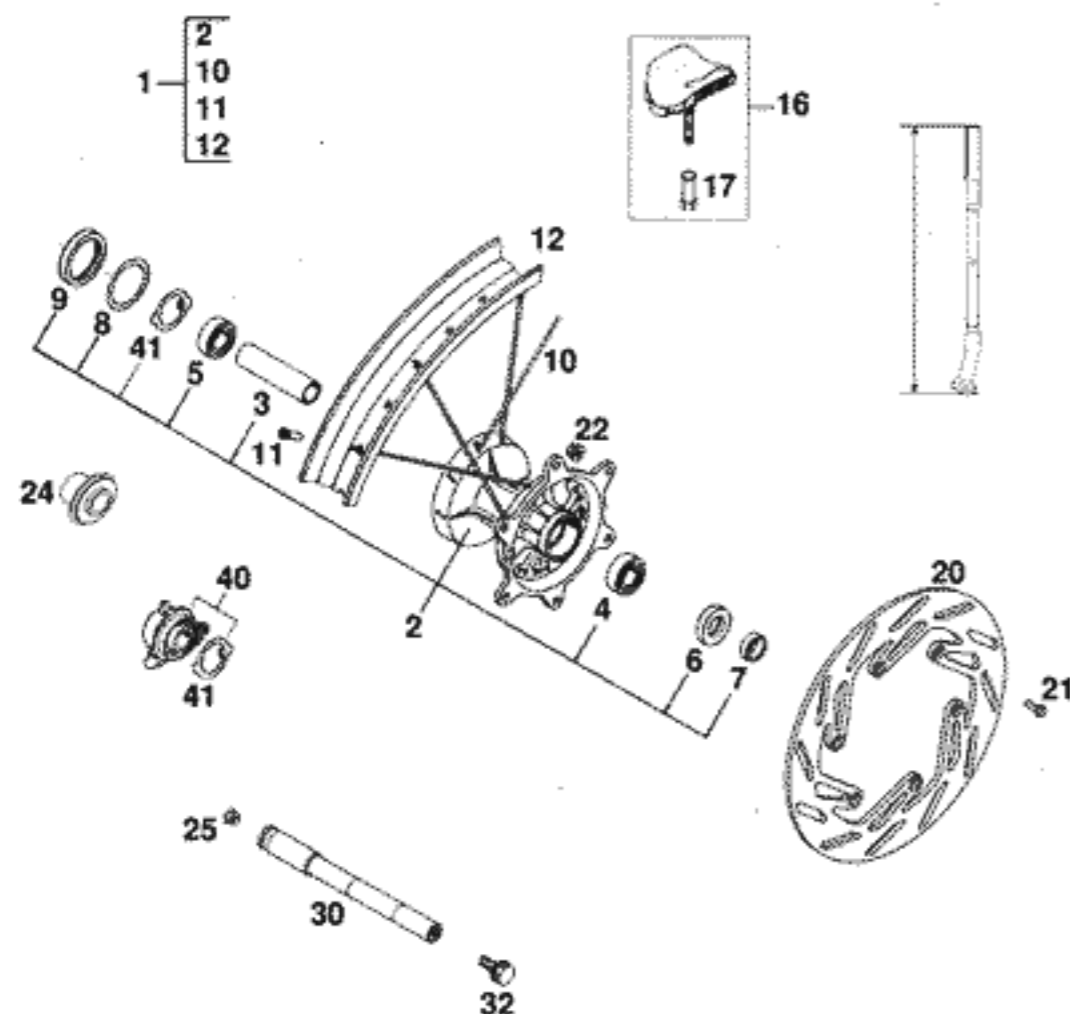


FIG	TEILNR/PARTNR	BEZEICHNUNG	DESCRIPTION	QTY
1	580.09.001.144/90	VORDERRAD 1,6X21" DID '93	FRONT WHEEL 1,6X21" DID '93	1
2	546.09.010.044/90	VORDERRADNABE KPL.SILBER GS'93	FRONT HUB CPL. SILVER GS'93	1
3	546.09.011.000	LAGERDISTANZROHR 17,5X22X64,5	BEAR.SPACER TUBE 17,5X22X64,5	1
4	0625 060037	RILLENKUGELLAGER 6003 2SR C3	GROOVED BALL BEAR. 6003 2SR C3	1
5	0625 062032	RILLENKUGELLAGER 6203 2RS C3	GROOVED BALL BEAR. 6203 2RS C3	1
6	0760 253570	WELLENDICHTRING 25X35X7 BTSL	SHAFT SEAL RING 25X35X7 BTSL	1
7	546.09.051.000	DISTANZRING 17X25X7,5	SPACER RING 17X25X7,5	1
8	581.11.054.000	SCHEIBE 40 X 52 X 0,15 '92	WASHER 40 X 52 X 0,15 '92	1
9	0760 405270	WELLENDICHTRING 40X52X7 B	SHAFT SEAL RING 40X52X7 B	1
10	583.09.071.234	SPEICHE M5X234-15G 21" DDE	SPOKE M5X234-15G 21" DDE	36
11	565.09.072.000	STAHLNIPPEL M5	STEEL NIPPLE M5	36
12	546.09.070.200	FELGE VORNE 1,6X21" DID	FRONT RIM 1,6X21" DID	1
16	510.09.100.100	REIFENHALTER VM1 (1,60")	RIM LOCK VM1 (1,60")	1
17	503.10.090.050	MUTTER FÜR REIFENHALTER '96	NUT WHEEL HOLDER '96	1
20	565.09.060.700	BREMSSCHEIBE VORNE D=260MM	FRONT BRAKE DISK D=260MM	1
21	0015 060163	SK.BUNDSCHRAUBE M 6X16 SW=8	HH COLLAR SCREW M 6X16 WS=8	6
22	565.09.064.000	STOVER-FLANSCHMUTTER M6	SELF LOCKING NUT M6	6
24	503.09.019.000	DISTANZBÜCHSE FÜR VORDERRAD	SPACER BUSHING FOR FRONT WHEEL	1
25	550.09.086.000	VERSCHLUSSPFROPFEN SFL13	PLUG SFL13	1
30	503.09.081.000	STECKACHSE VORNE L=235MM	FRONT AXLE L=235MM	1
32	490.32.011.000	SK.BUNDSCHRAUBE M10X20	HH COLLAR SCREW M10X20	1
40	581.11.052.100	TACHOANTRIEB 748217 (3,0)	SPEEDOMETER DRIVE 748217 (3,0)	1
41	581.11.053.100	MITNEHMER FÜR TACHOANTRIEB '92	DRIVING DOG F.SPEEDOM.DRIVE'92	1

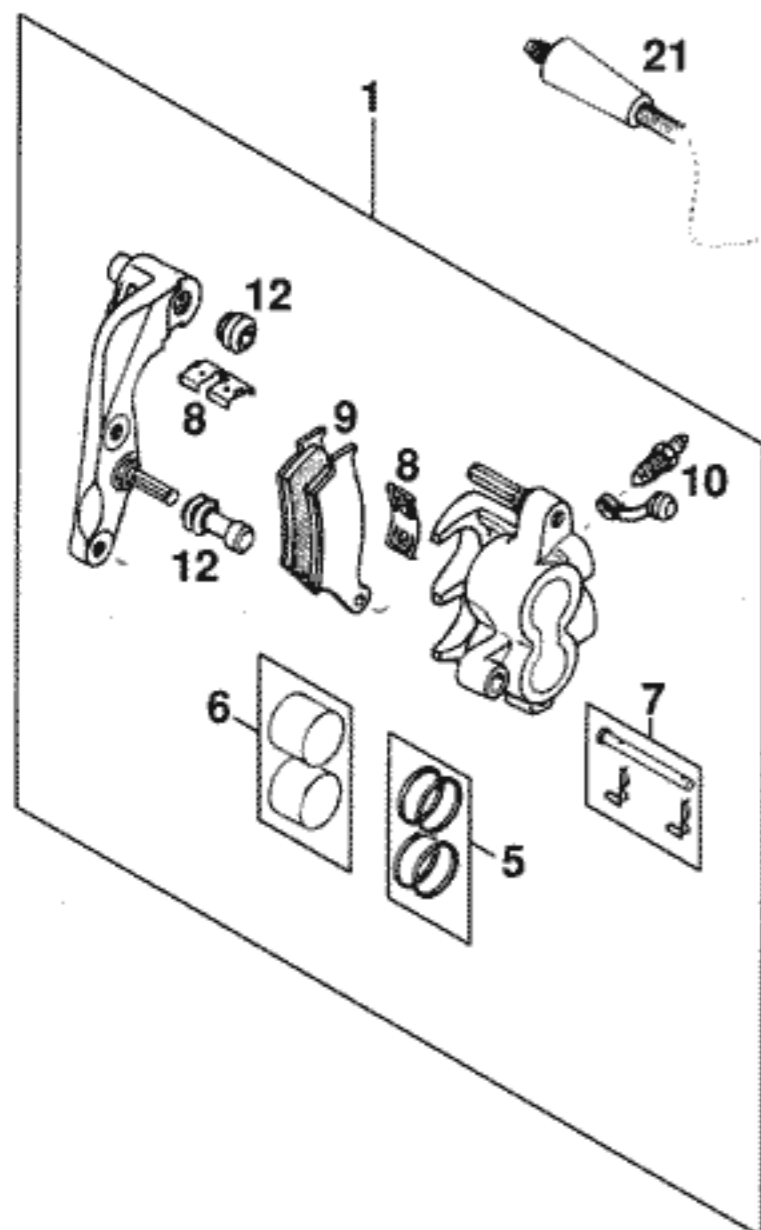

 VORNE
FRONT

FIG	TEILNR/PARTNR	BEZEICHNUNG	DESCRIPTION	QTY
1*	503.13.015.044	BREMSZANGE VORNE KPL.BREMBO'99	BRAKE CALIPER FRONT BREMBO '99	1
5	546.13.205.000	REPARATURSATZ 28MM	REPAIR KIT 28MM	1
6	546.13.206.000	REPARATUR SATZ KOLBEN 28MM	REPAIR KIT PISTON 28MM	1
7	546.13.210.100	BOLZEN KPL. 6X56	BOLT CPL. 6X56	1
8	546.13.212.000	HALTEBLECHE GARNITUR BREMBO	RETAINING PLATE SET BREMBO	1
9*	503.13.030.000	GARN.BREMSKLÖTZE TOSHIBA H38	BRAKE PAD SET TOSHIBA H38	1
9	546.13.209.044	GARN. BREMSKLÖTZE FERODO ID450	BRAKE PAD SET FERODO ID450	X
10	545.13.214.000	ENTLÜFTUNGSSCHRAUBE M10X1	BLEEDER SCREW M10X1	1
12	546.13.218.000	MANSCHETTENSATZ	CUP SET SHORT	1
15	0015 080353	SK.BUNDSCHRAUBE M 8X35 SW=10	HH COLLAR SCREW M 8X35 WS=10	2
21	503.13.011.100	BREMSSCHL.VO.MARZ. 1290MM '98 125/200 MXC,EXC,EGS	BRAKE HOSE FR.MARZ. 1290MM '98 125/200 MXC,EXC,EGS	1
21	583.13.010.000	BREMSSCHLAUCH VO.WP 1195MM '97 125/250/380 SX	BRAKE HOSE FRONT WP 1195MM '97 125/250/380 SX	1
21	583.13.010.100	BREMSSCHLAUCH VO.WP 1290MM '97 250/300/380 MXC,EXC,EGS	BRAKE HOSE FRONT WP 1290MM '97 250/300/380 MXC,EXC,EGS	1
30	420.13.226.000	CU-DICHTRING DIN7603-10X16X1	CU-SEAL RING DIN7603-10X16X1	2
31	420.13.026.000	CU-DICHTRING DIN7603-10X16X1,5	CU-SEAL RING DIN7603-10X16X1,5	2
35	502.13.025.000	HOHLSCHRAUBE M10X1X19	HOLLOW SCREW M10X1X19	1
60	6 899 785	LOCTITE 242 BLAU 6CCM	LOCTITE 242 BLUE 6CCM	1

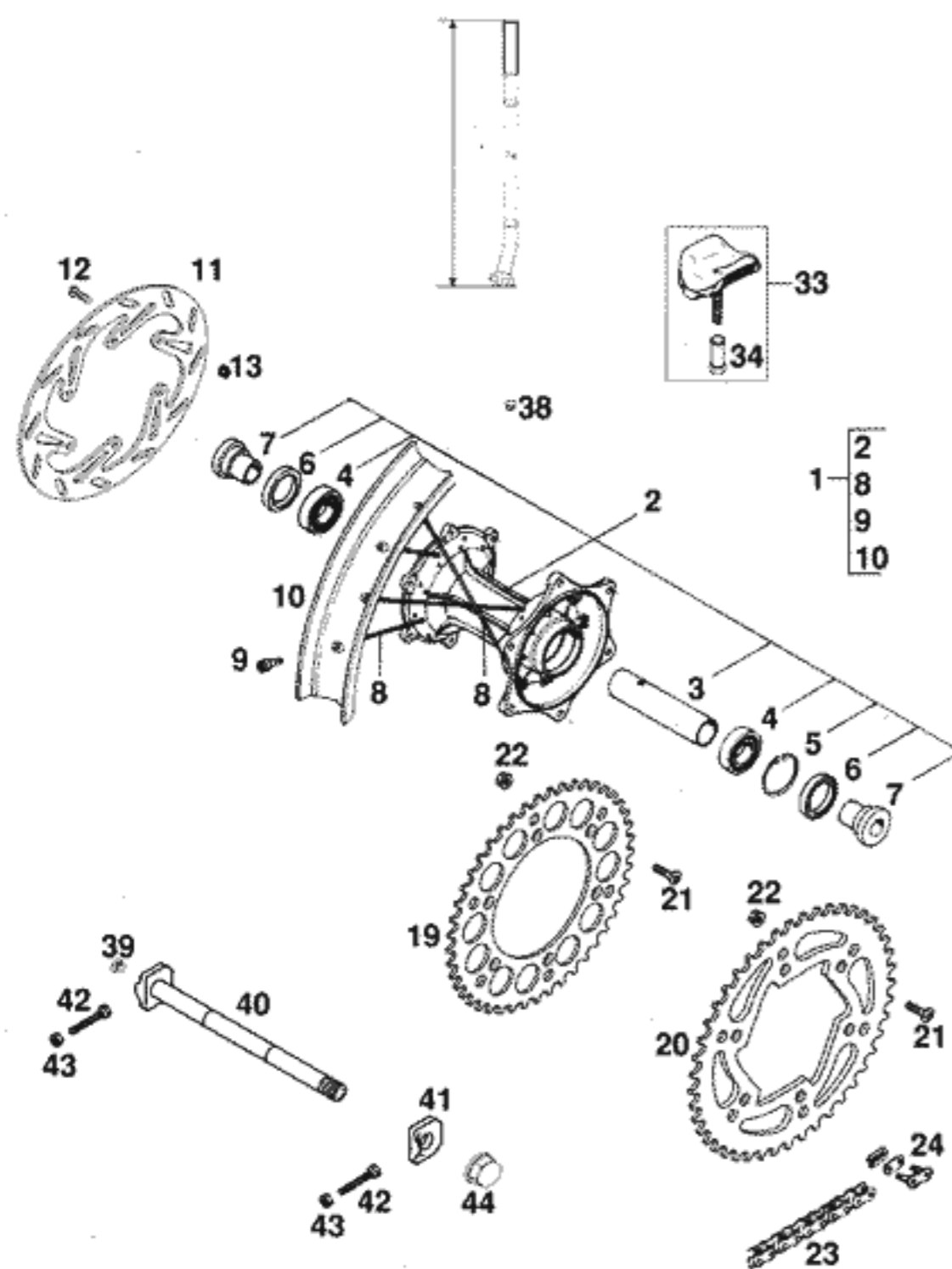


FIG	TEILNR/PARTNR	BEZEICHNUNG	DESCRIPTION	QTY
1	546.10.001.044/90	HINTERRAD KPL. 2.15X19" EXCEL 125/250/380 SX	REAR WHEEL CPL.2,15X19" EXCEL 125/250/380 SX	1
1	503.10.001.044	HINTERRAD KPL. 2.15X18" DID'98 125-380 MXC,EXC,EGS	REAR WHEEL CPL.2,15X18" DID'98 125-380 MXC,EXC,EGS	1
2	546.10.010.044/90	HINTERRADNABE KPL. SILBER	REAR WHEEL HUB CPL. SILVER	1
3	565.10.011.000	LAGERDISTANZROHR 121,5 MM	BEARING SPACER TUBE 121,5MM	1
4	0625 060058	RILLENKUGELLAGER 6005 2RS C3	GROOVED BALL BEAR. 6005 2RS C3	2
5	0472 047175	SICHERUNGSRING DIN0472-47X1,75	CIRCLIP DIN0472-47X1,75	1
6	0760 324771	WELLENDICHTRING 32X47X7 BSL	SHAFT SEAL RING 32X47X7 BSL	2
7	546.10.016.000	BÜCHSE FÜR NABE	BUSHING FOR HUB	2
8	583.10.071.211	SPEICHE M5X211-10G 19" DDE	SPOKE M5X211-10G 19" DDE	36
8	583.10.071.200	SPEICHE M5X200-10G 18" DDE	SPOKE M5X200-10G 18" DDE	36
9	565.09.072.000	STAHLNIPPEL M5	STEEL NIPPLE M5	36
10	546.10.070.100	FELGE HINTEN 2,15X19" EXCEL	REAR RIM 2,15X19" EXCEL	1
10	546.10.070.300	FELGE HINTEN 2,15X18" DID	REAR RIM 2,15X18" DID	1
11	546.10.060.200	BREMSSCHEIBE HINTEN 220MM	REAR BRAKE DISK 220MM	1
12	0015 060203	SK.BUNDSCHRAUBE M 6X20 SW=8	HH COLLAR SCREW M 6X20 WS=8	6
13	565.09.064.000	STOVER-FLANSCHMUTTER M6	SELF LOCKING NUT M6	6
19	583.10.051.038	KETTENRAD 38-Z	REAR SPROCKET 38-T	X
19	583.10.151.040	KETTENRAD 40-Z	REAR SPROCKET 40-T	X
19	583.10.051.042	KETTENRAD 42-Z	REAR SPROCKET 42-T	X
19	583.10.151.045	KETTENRAD 45-Z	REAR SPROCKET 45-T	X
20	583.10.151.048	KETTENRAD 48-Z	REAR SPROCKET 48-T	1
20	583.10.151.050	KETTENRAD 50-Z	REAR SPROCKET 50-T	1
20	583.10.151.052	KETTENRAD 52-Z	REAR SPROCKET 52-T	1
21	545.10.052.000	KETTENRADSCHRAUBE-ISK M 8X29	SPROCKET SCREW-AH M 8X26	6
22	543.10.086.000	STOVERFLANSCHMUTTER M8	SELF LOCKING NUT M8	6
23	500.10.065.000	KETTE 5/8X1/4" 118 ROLLEN	CHAIN 118 ROLLS	1
23	500.10.065.100	O-RING KETTE 5/8X1/4" DID 118 ROLLEN	O-RING CHAIN 5/8X1/4" DID 118 ROLLS	1
23	500.10.065.001	KETTE 5/8X1/4" PER METER	CHAIN /M	X
23	500.10.065.101	O-RING KETTE 5/8X1/4"PER METER	O-RING CHAIN 5/8X1/4"PER METER	X
24	500.10.066.000	KETTENSCHLOSS 5/8X1/4"	MASTER LINK 5/8X1/4"	1
24	500.10.066.100	KETTENSCHLOSS 5/8X1/4" O-RING	MASTER LINK 5/8X1/4" O-RING	1

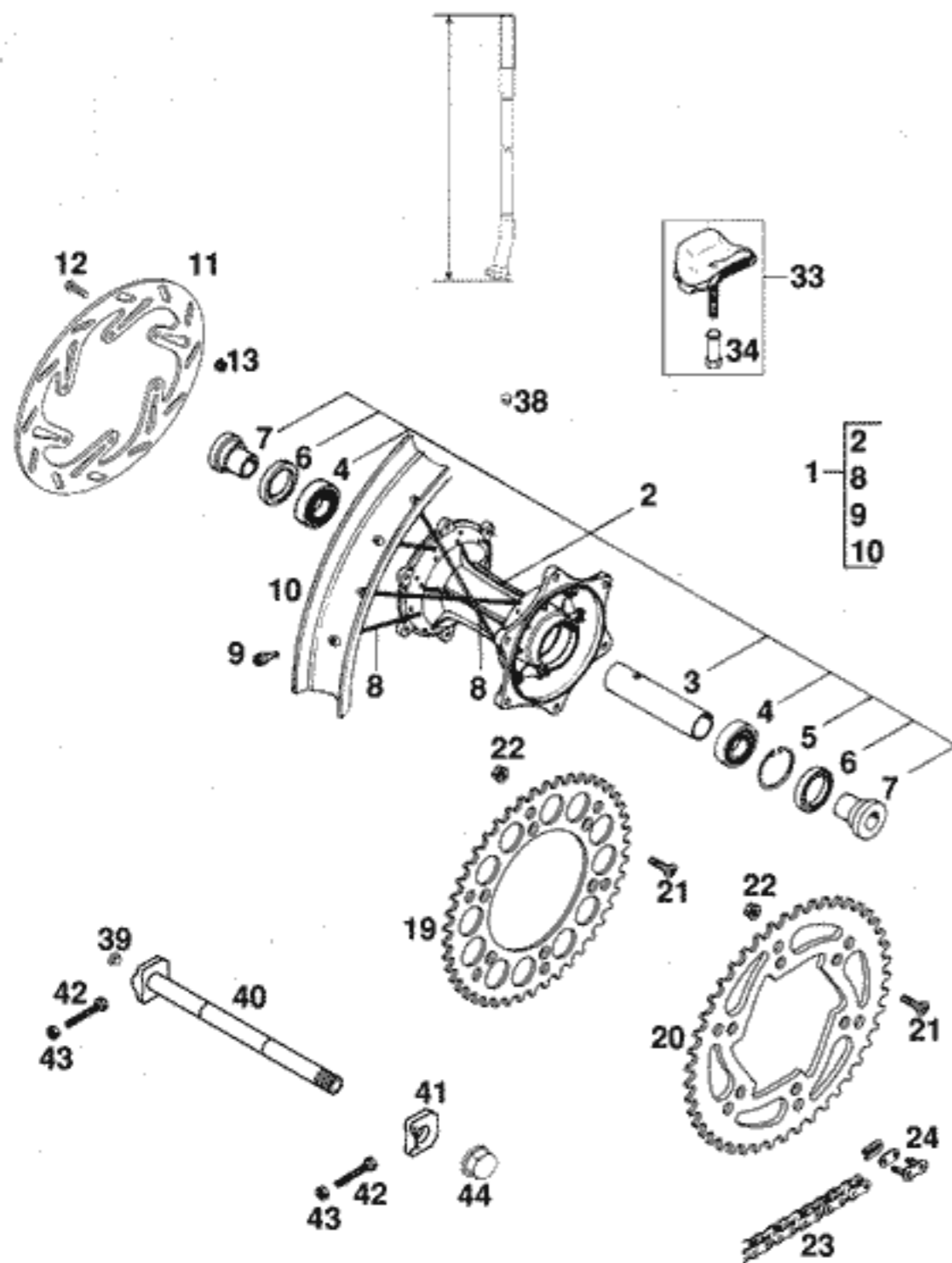


FIG	TEILNR/PARTNR	BEZEICHNUNG	DESCRIPTION	QTY
33	540.10.100.100	REIFENHALTER VM3 (2.15")	RIM LOCK VM3 (2.15")	1(2)
34	503.10.090.050	MUTTER FÜR REIFENHALTER '96	NUT WHEEL HOLDER '96	1(2)
38	550.03.135.000	BLINDSTOPFEN FÜR FELGE	PLUG FOR RIM	X
39	502.10.086.000	ABDECKKAPPE SFL16	COVERING CAP SFL16	1
40	502.10.085.044	STECKACHSE HINTEN KPL.L=264MM	WHEEL SPINDLE REAR CPL.L=264MM	1
41	565.10.084.100	KETTENSANNER MIT BOHRUNG '95	CHAIN TENSIONER '95	1
42	502.03.030.090	SK.SCHRAUBE M8X40 A2 SW=10	HH SCREW M8X40 A2 WS=10	2
43	0934 080003	SK.MUTTER DIN0934-M 8	HEXAGON NUT DIN0934-M 8	2
44*	503.10.099.000	SK-MUTTER M20X1,5 '98	HEXAGON NUT M20X1,5 '98	1

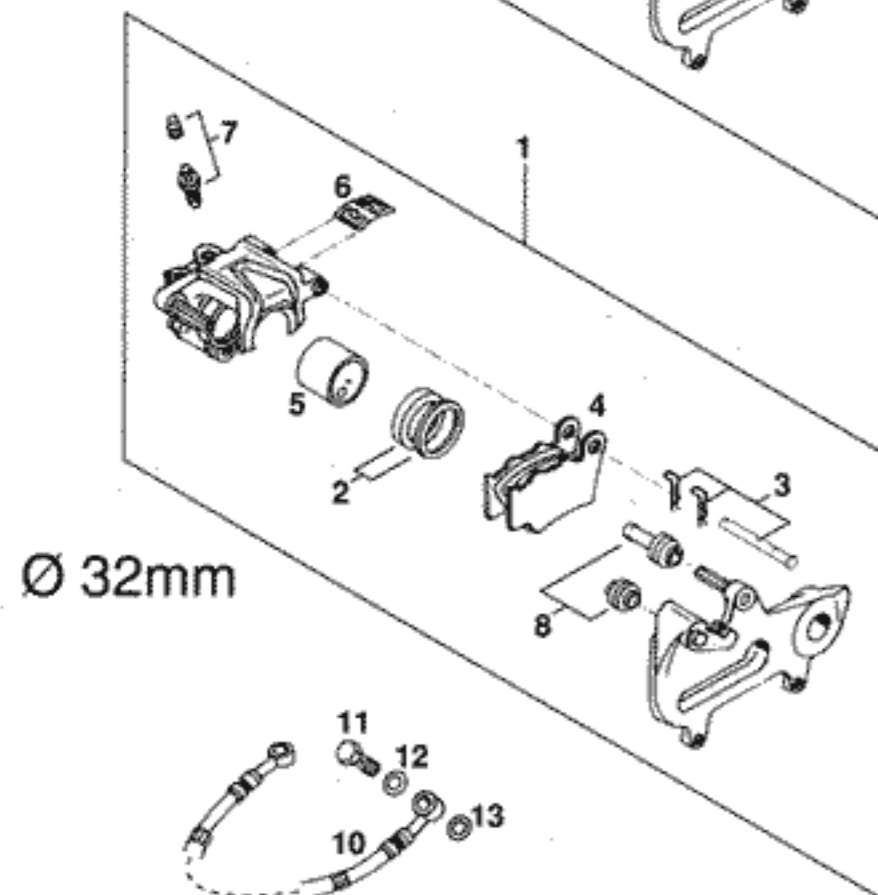
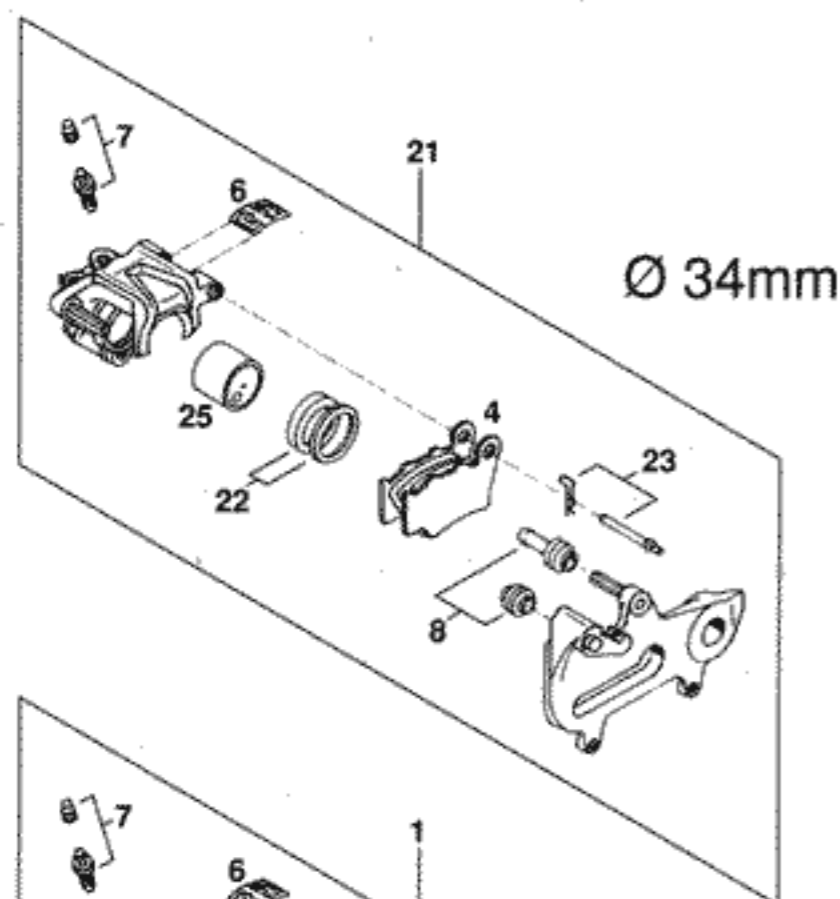


FIG	TEILNR./PARTNR	BEZEICHNUNG	DESCRIPTION	QTY
1*	503.13.080.044	BREMSZANGE HINTEN BREMBO '99	BRAKE CALIPER REAR BREMBO '99	1
2*	503.13.081.000	REP.SATZ DICHRINGE 32MM	REPAIR KIT SEALING RINGS 32MM	1
3*	503.13.082.000	BOLZENSATZ FÜR BREMSZANGE 32MM	BOLT SET F. BRAKE CALIPER 32MM	1
4	546.13.309.200	GARN. BREMSKLÖTZE FERODO ID450	BRAKE PAD SET FERODO ID450	1
4	546.13.309.300	GARN. BREMSKLÖTZE SINTER	BRAKE PAD SET SINTER	X
5*	503.13.083.000	BREMSKOLBEN 32MM	BRAKE PISTON 32MM	1
6	546.13.311.200	HALTEFEDER	RETAINING SPRING	1
7	545.13.214.000	ENTLÜFTUNGSSCHRAUBE M10X1	BLEEDER SCREW M10X1	1
8	546.13.218.000	MANSCHETTENSATZ	CUP SET SHORT	1
10	503.13.070.000	BREMSSCHL.HI. 590MM 125-380'98	BRAKE HOSE RE.590MM 125-380'98	1
11	502.13.025.000	HOHLSCHRAUBE M10X1X19	HOLLOW SCREW M10X1X19	1
12	420.13.226.000	CU-DICHTRING DIN7603-10X16X1	CU-SEAL RING DIN7603-10X16X1	1
13	420.13.026.000	CU-DICHTRING DIN7603-10X16X1,5	CU-SEAL RING DIN7603-10X16X1,5	1
21	546.13.301.244	BREMSZANGE-HINTEN KPL. '94	BRAKE CALIPER REAR CPL. '94	1
22	546.13.318.200	REPARATUR SATZ DICHRINGE 34MM	REPAIR KIT SEALING RINGS 34MM	1
23	546.13.310.200	BOLZENSATZ	BOLT SET	1
25	546.13.305.200	BREMSKOLBEN 34MM	BRAKE PISTON 34MM	1

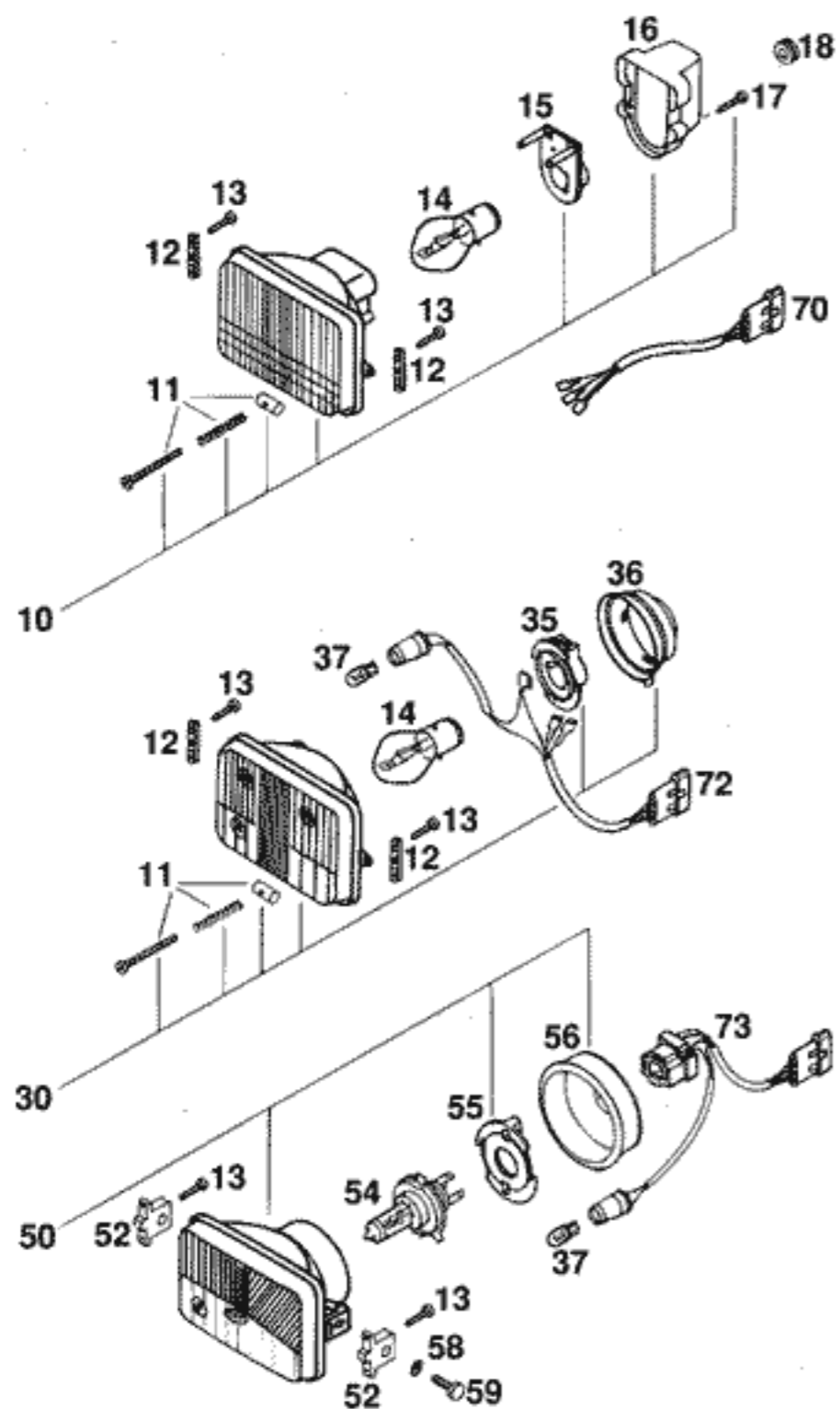
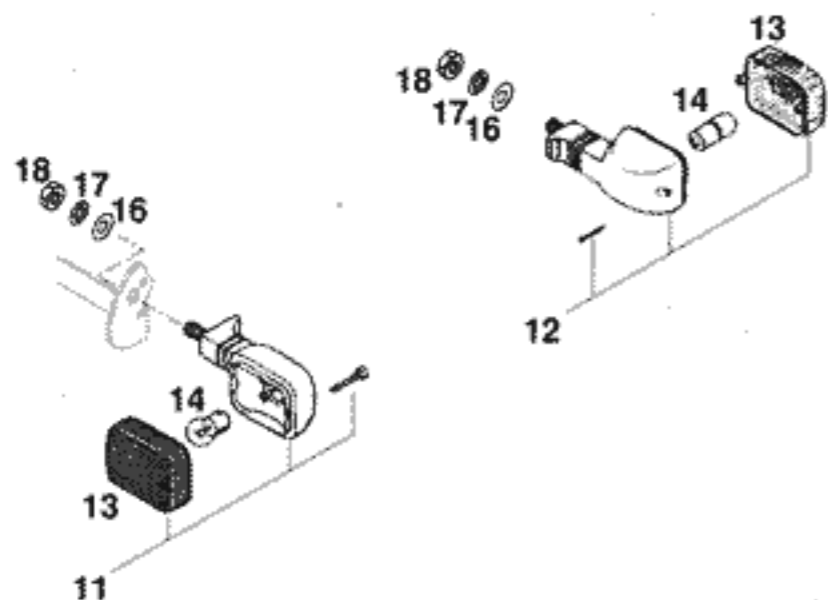
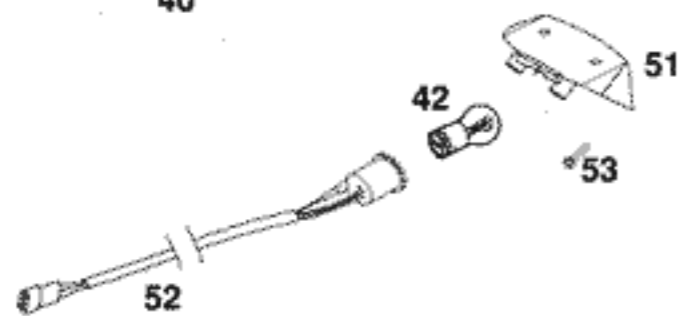
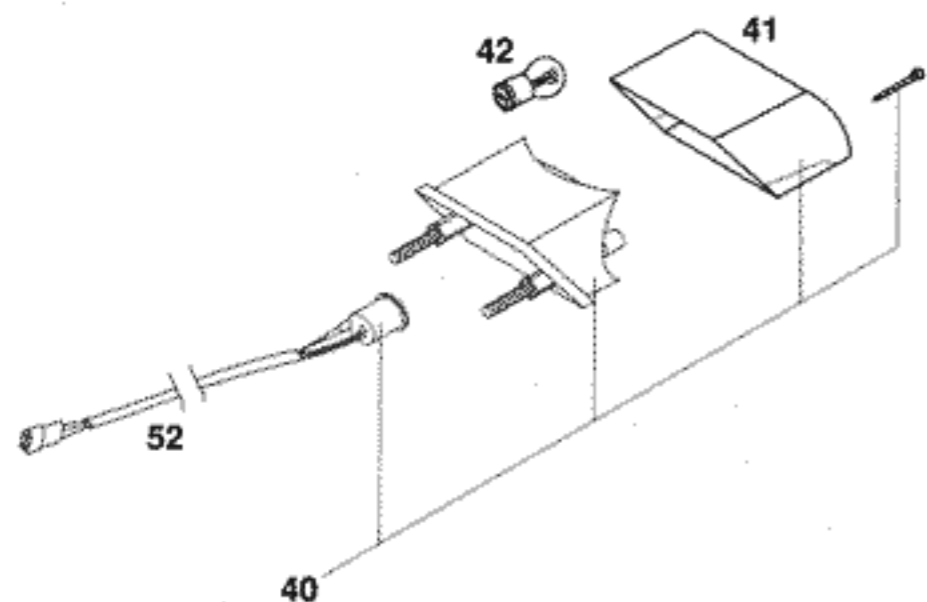


FIG	TEILNR/PARTNR	BEZEICHNUNG	DESCRIPTION	QTY
10	502.11.610.000	SCHEINWERFER KPL. ELCOM '93	HEADLIGHT CPL. ELCOM '93	1
11	502.11.631.000	STELLSCHRAUBE KPL. M4X40	ADJUSTING SCREW CPL. M4X40	1
12	502.11.410.050	SCHEINWERFERHALTERUNG '93	HEADLIGHT BRACKET '93	2
13*	0016 040183	KUNSTSTOFFSCHR. KB40X18 WN1412	PLASTIC SCREW KB40X18 WN1412	4
14	441.11.038.000	BILUX-LAMPE 12V 35/35W BA20D	BILUX-BULB 12V 35/35W BA20D	1
15	570.11.036.000	LAMPENFASSUNG	BULB SOCKET	1
16	502.11.637.000	ABDECKKAPPE	COVER CAP	1
17	0981 350133	LI.BLECHSCHR. DIN7981-3,5X13	SHEET MET.SCR.DIN7981-3,5X13	2
18	310.08.060.000	KABELTÜLLE D=8MM OFFEN	RUBBER SLEEVE D=8MM OPEN	1
30	502.11.410.000	SCHEINWERFER KPL. CEV 322 '93	HEADLIGHT CPL. CEV 322 '93	1
35	502.11.436.000	LAMPENFASSUNG	BULB SOCKET	1
36	502.11.437.000	ABDECKKAPPE	COVER CAP	1
37	490.11.435.000	LAMPE 12V 5W (W2,1X9,5D)	BULB 12V 5W (W2,1X9,5D)	1
50	502.11.510.000	SCHEINWERFER KPL. CEV 394 '93	HEADLIGHT CPL. CEV 394 '93	1
52	502.11.510.050	SCHEINWERFERHALTERUNG '93	HEADLIGHT BRACKET '93	2
54	571.11.038.000	LAMPE H4 12V 60/55W (P43T)	BULB H4 12V 60/55W (P43T)	1
55	490.11.436.000	LAMPENHALTER	BULB HOLDER	1
56	502.11.537.000	GUMMIKAPPE	RUBBER CAP	1
58	0797 060003	ZAHNSCHEIBE DIN6797-J 6,4	TOOTH LOCK WASH. DIN6797-A 6,4	2
59	0933 060203	SK.SCHRAUBE DIN0933-M 6X20	HH SCREW DIN0933-M 6X20	2
70	502.11.610.010	KABEL FÜR SCHEINWERFER '93	CABLE FOR HEADLIGHT '93	1
72	502.11.410.010	KABEL FÜR SCHEINWERFER '93	CABLE FOR HEADLIGHT '93	1
73	502.11.510.010	KABEL FÜR SCHEINWERFER '93	CABLE FOR HEADLIGHT '93	1

FIG	TEILNR/PARTNR	BEZEICHNUNG	DESCRIPTION	QTY
11	583.11.012.000	BLINKER VO.LI./HI.RE. '93	FLASHER FRONT L/S / REAR R/S	2
12	583.11.112.000	BLINKER HI.LI./VO.RE. '93	FLASHER REAR L/S / FRONT R/S	2
13	583.11.013.000	BLINKERGLAS LINKS UND RECHTS	FLASHER LENS L/S AND R/S	4
14	441.11.015.100	LAMPE 12V 10W (BA15S)	BULB 12V 10W (BA15S)	4
16	0125 100003	UNTERLEGSSCHEIBE DIN0125-A10,5	WASHER DIN0125-A10,5	4
17	0797 100003	ZAHNSCHEIBE DIN6797-J10,5 Z1	LOCK WASHER DIN6797-J10,5 Z1	4
18	0934 102003	SK.MUTTER DIN0934-M10X1,25	HEXAGON NUT DIN0934-M10X1,25	4
40	503.14.040.100	RÜCKLICHT KPL. 125-380 EGS '98	REAR LIGHT CPL.125-380 EGS '98	1
41	503.14.041.100	LEUCHTHAUBE 125-380 EGS '98	REAR LIGHT LENS 125-380 EGS'98	1
42	570.11.045.000	LAMPE 12V 21/5W (BAY15D)	BULB 12V 21/5W (BAY15D)	1
51	503.14.041.000	LEUCHTHAUBE 125-380 EXC '98	REAR LIGHT LENS 125-380 EXC'98	1
52	503.11.076.000	KABELSTR.HINTERTEIL 125-380'98	WIRING HARNESS REAR 125-380'98	1
53	0017 060203	SONDERSCHRAUBE T60 M 6X20	SPECIAL SCREW T60 M 6X20	2



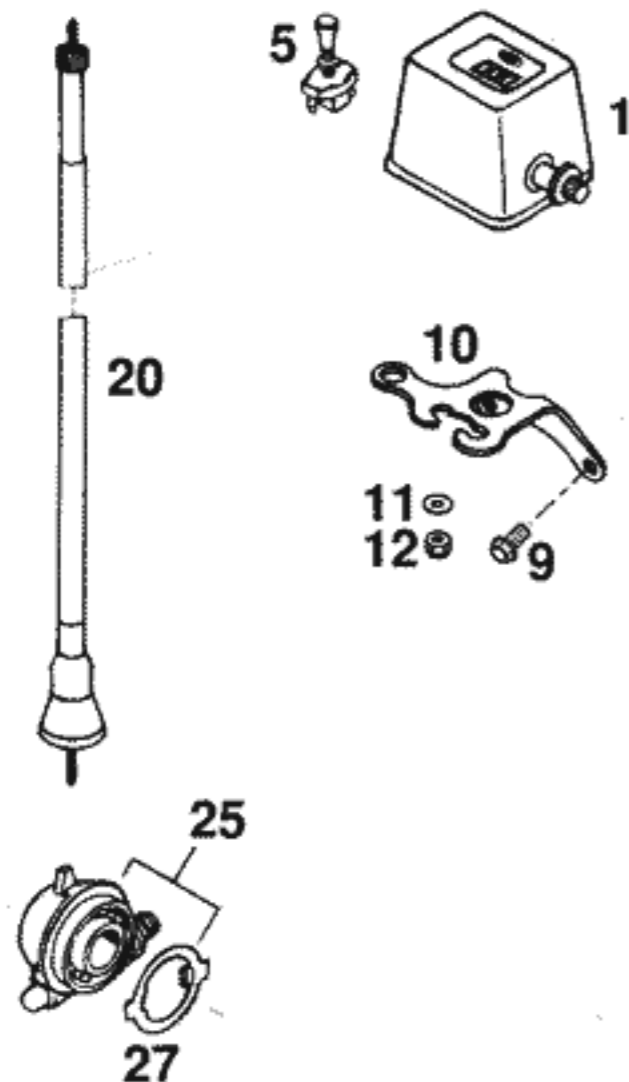


FIG	TEILNR/PARTNR	BEZEICHNUNG	DESCRIPTION	QTY
1	580.11.180.000	MEILENZÄHLER	ODOMETER	1
5	550.11.599.000	ZUGSCHALTER LOSE	PULL SWITCH LOOSE	1
9	0015 060123	SK.BUNDSCHRAUBE M 6X12 SW=8	HH COLLAR SCREW M 6X12 WS=8	2
10	546.11.120.200	TACHOHALTERUNG VDO/ODO '95	SPEEDOMETER BRACKET VDO/ODO'95	1
11	0125 040003	UNTERLEGSCHIEBE DIN0125-A 4,0	WASHER DIN0125-A 4,0	2
12	0985 040003	SS.MUTTER DIN0985-M 4	SELF LOCKING NUT DIN0985-M 4	2
20*	584.14.055.100	TACHOWELLE M12/M12 950MM '98	SPEEDOM.CABLE M12/M12 950MM'98	1
25	581.11.052.100	TACHOANTRIEB 748217 (3,0)	SPEEDOMETER DRIVE 748217 (3,0)	1
27	581.11.053.100	MITNEHMER FÜR TACHOANTRIEB '92	DRIVING DOG F.SPEEDOM.DRIVE'92	1

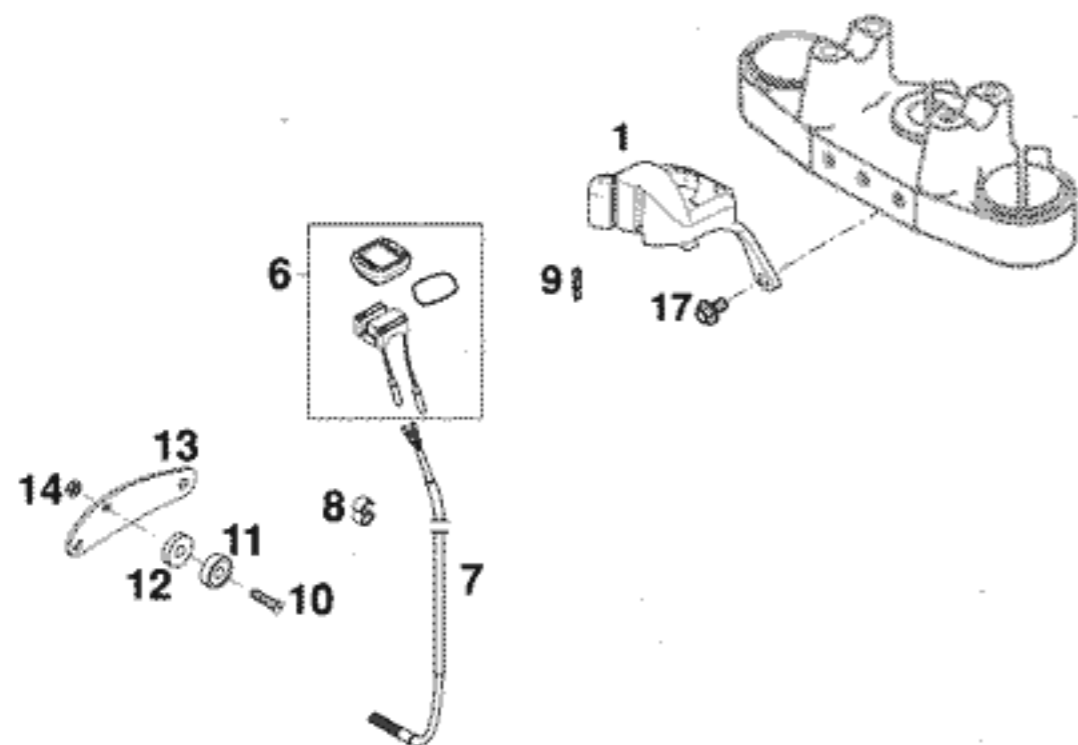



FIG	TEILNR/PARTNR	BEZEICHNUNG	DESCRIPTION	QTY
1*	503.14.065.000	TACHOGEHÄUSE EXC SIGMASPORT'99	SPEEDOMETER CASE EXC SIGMA '99	1
6*	503.14.069.000	TACHOMETER SIGMA SPORT 500 '99	SPEEDOMETER SIGMA SPORT 500'99	1
7	583.14.069.151	GEBERKABEL FÜR SIGMA 500 '98	CABLE FOR SIGMA 500 '98	1
8	550.11.022.100	ABSTANDHALTER D=6/8MM,SCHW.	CLAMP 6/8MM BLACK	3
9*	491.11.425.000	LAMPE 12V 1,2W (W2X4,6D)	BULB 12V 1,2W (W2X4,6D)	2
10	0963 040203	SENKSCHRAUBE DIN0963-M 4X20	FLAT HEAD SCREW DIN0963-M 4X20	1
11	583.14.069.050	MAGNET LOSE '97	MAGNET LOOSE '97	1
12	502.32.050.001	STAHLSCHEIBE 6X17X3	STEEL WASHER 6X17X3	1
13	583.12.099.073	HALTEBLECH F. TRIPPMASTERGEBER	BRACKET FOR TRIPPMASTER SENSOR	1
14	0985 040003	SS.MUTTER DIN0985-M 4	SELF LOCKING NUT DIN0985-M 4	1
17	0014 060103	SK.BUNDSCHRAUBE M 6X10 SW=8	HH COLLAR SCREW M 6X10 WS=8	2



3

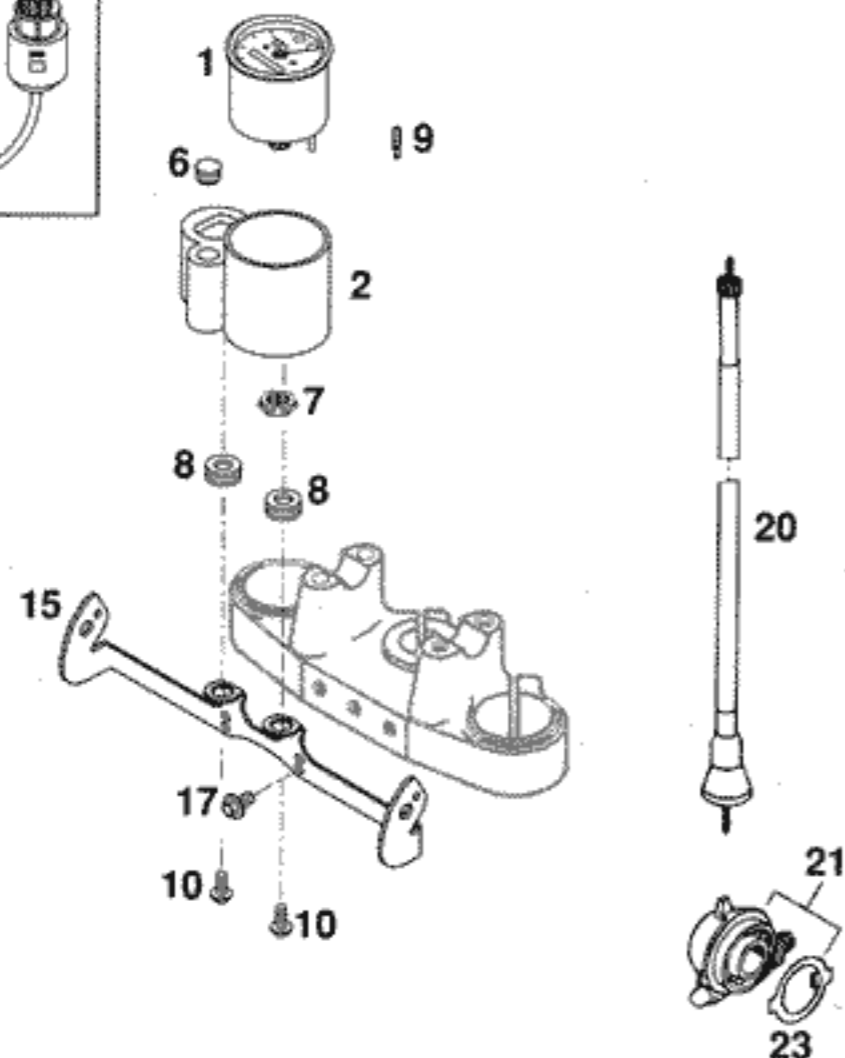


FIG	TEILNR/PARTNR	BEZEICHNUNG	DESCRIPTION	QTY
1*	503.14.057.000	TACHOMETER FACOMSA 180 KM/H '99	SPEEDOMETER FACOMSA 180 KM/H '99	1
2*	503.14.065.100	TACHOGEHÄUSE 125-380 EGS '99	SPEEDOMETER CASE 125-380 EGS	1
3*	503.11.065.000	ZÜND-UND LENKSCHLOSS KPL. ZADI	IGNITION LOCK CPL. ZADI '99	1
6	502.10.086.000	ABDECKKAPPE SFL16	COVERING CAP SFL16	1
7*	503.14.057.050	MUTTER FÜR TACHOMET. M12 SW=17	NUT FOR SPEEDOM. M12 SW=17	1
8	310.08.060.000	KABELTÜLLE D=8MM OFFEN	RUBBER SLEEVE D=8MM OPEN	2
9*	491.11.425.000	LAMPE 12V 1,2W (W2X4,6D)	BULB 12V 1,2W (W2X4,6D)	3
10*	0016 050121	KUNSTSTOFFSCHR. KA50X12 PT1411 SCHWARZ	PLASTIC SCREW KA50X12 PT1411 BLACK	2
15*	503.14.061.000	TACHOHALTERUNG 125-380 EGS '99	SPEEDOM.BRACKET 125-380 EGS '99	1
17	0014 060103	SK.BUNDSCHRAUBE M 6X10 SW=8	HH COLLAR SCREW M 6X10 WS=8	2
20*	584.14.055.100	TACHOWELLE M12/M12 950MM '98	SPEEDOM.CABLE M12/M12 950MM '98	1
21	581.11.052.100	TACHOANTRIEB 748217 (3,0)	SPEEDOMETER DRIVE 748217 (3,0)	1
23	581.11.053.100	MITNEHMER FÜR TACHOANTRIEB '92	DRIVING DOG F.SPEEDOM.DRIVE '92	1

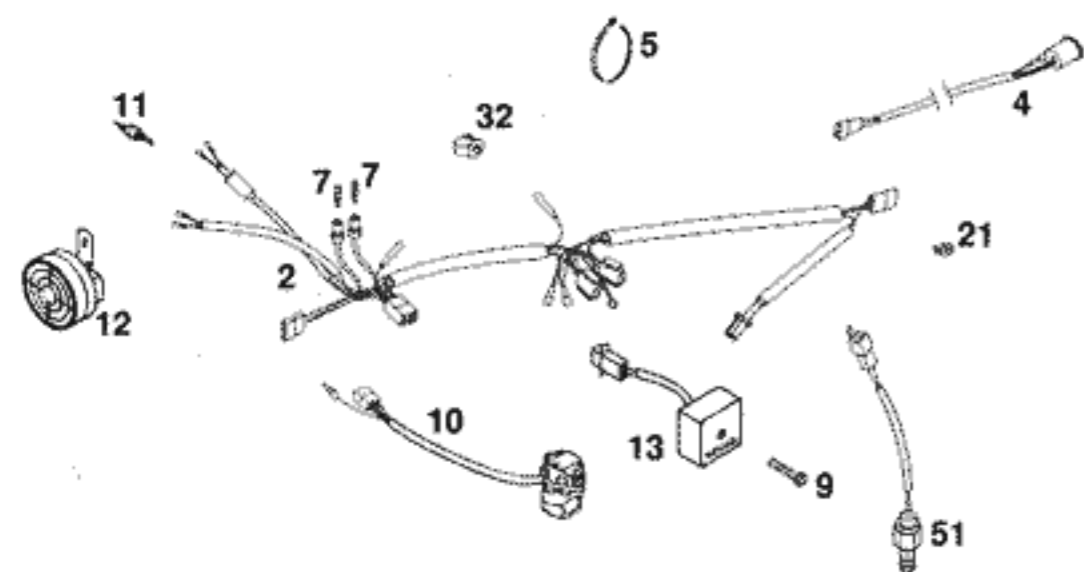
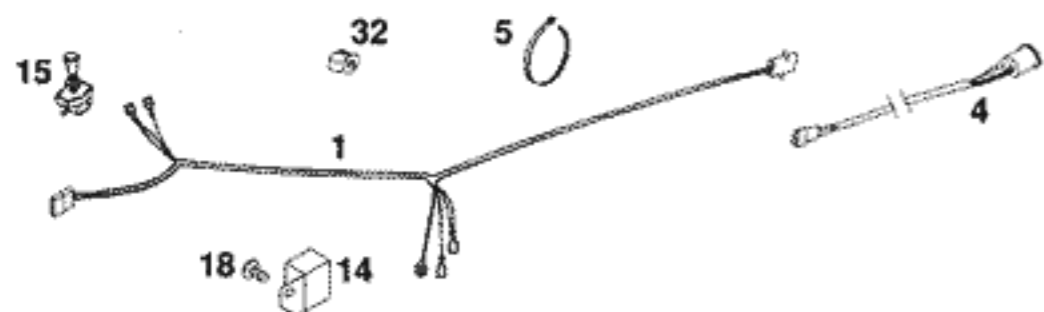


FIG	TEILNR/PARTNR	BEZEICHNUNG	DESCRIPTION	QTY
1	503.11.075.000	HAUPTKAB.STR.125-380EXC USA'98 AUSSER 200 EXC USA	WIRING HARN. 125-380EXC USA'98 OUT OF 200 EXC USA	1
2*	547.11.075.300	HAUPTKABELSTR. 250-380 EXC '99	WIRING HARNESS 250-380 EXC '99	1
4	503.11.076.000	KABELSTR.HINTERTEIL 125-380'98	WIRING HARNESS REAR 125-380'98	1
5	440.11.076.200	KABELBAND 200MM	CABLE TIE 200MM	X
-	440.11.076.305	KABELBAND 290MM	CABLE TIE 290MM	X
7*	491.11.425.000	LAMPE 12V 1,2W (W2X4,6D)	BULB 12V 1,2W (W2X4,6D)	2
9	0015 060303	SK.BUNDSCHRAUBE M 6X30 SW=8	HH COLLAR SCREW M 6X30 WS=8	2
10	503.11.070.000	LICHTSCHALTER CEV 2/4TAKT '98 SYMBOLE WEISS	H.LIGHT SWITCH CEV 2/4TAKT '98 SYMBOLS WHITE	1
11	510.11.050.000	BREMSLICHTSCHALTER VORNE	FRONT BRAKE LIGHT SWITCH	1
12	510.11.060.028	SCHNARRE TR8	AC HORN TR8	1
13	580.11.034.500	SPANNUNGSREGLER TYMPANIUM '90	VOLTAGE REGULATOR TYMPANIUM'90	2
14	547.11.034.000	SPANNUNGSREGLER KOKU. EXC USA 125-380 EXC USA	VOLTAGE REGULATOR KOKUSAN EXC 125-380 EXC USA	1
15	550.11.599.000	ZUGSCHALTER LOSE	PULL SWITCH LOOSE	1
18	0014 060103	SK.BUNDSCHRAUBE M 6X10 SW=8	HH COLLAR SCREW M 6X10 WS=8	1
21	570.13.072.000	KABELHALTER 12MM 0210	WIRING HOLDER 12MM 0210	X
-	570.13.072.100	KABELHALTER 16MM	WIRING HOLDER 16MM	X
32	581.11.076.000	KABELHALTER KHS NR. 150-47610	CABLE SUPPORT KHS NR.150-47610	1
51	503.11.051.100	BREMSLICHTSCHALTER HINTEN '98	BRAKE LIGHT SWITCH REAR '98	1

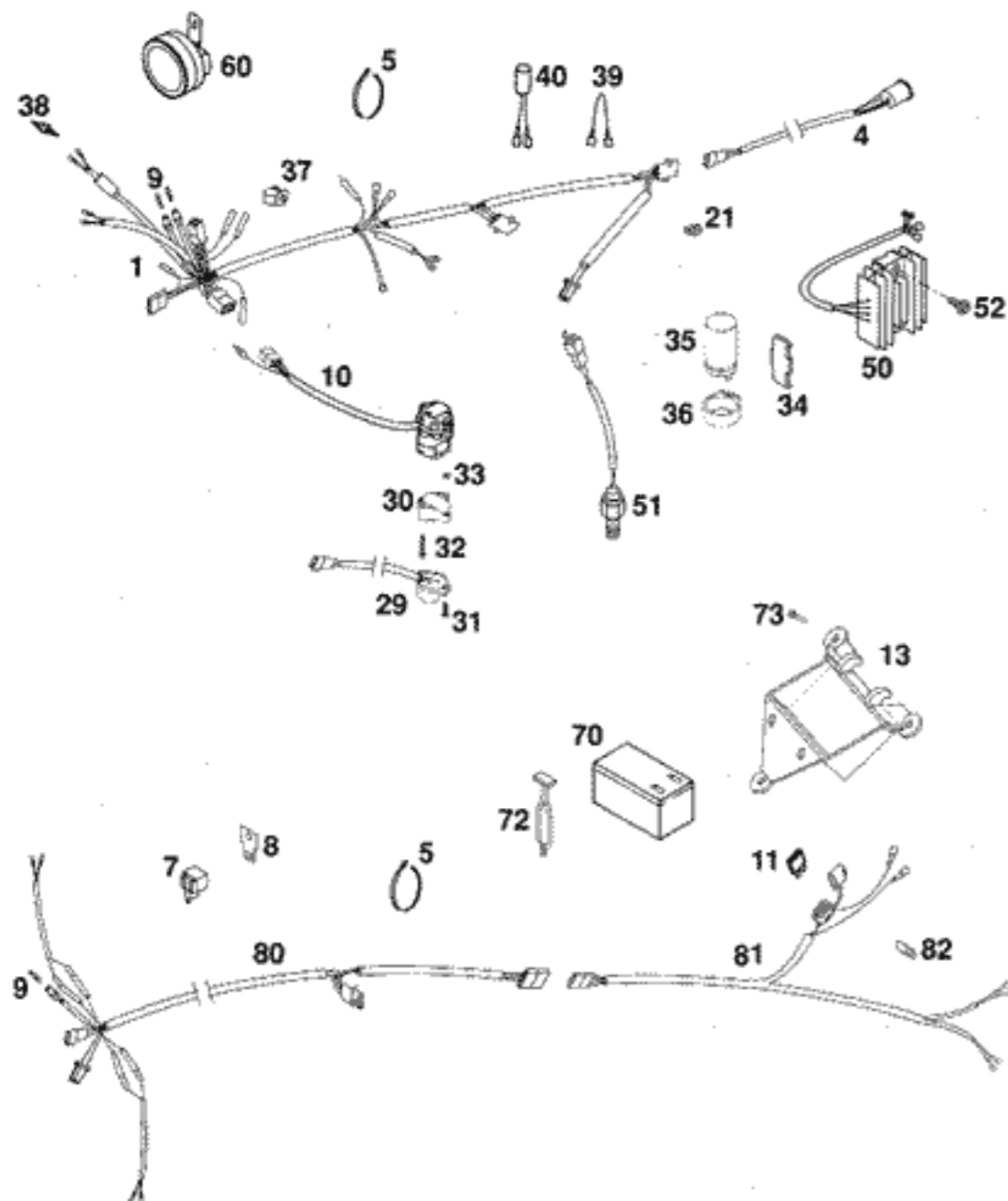


FIG	TEILNR/PARTNR	BEZEICHNUNG	DESCRIPTION	QTY
1*	547.11.075.400	HAUPTKABELSTR. 250-380 EGS '99	WIRING HARNESS 250-380 EGS '99	1
4	503.11.076.000	KABELSTR.HINTERTEIL 125-380'98	WIRING HARNESS REAR 125-380'98	1
5	440.11.076.200	KABELBAND 200MM	CABLE TIE 200MM	X
-	440.11.076.305	KABELBAND 290MM	CABLE TIE 290MM	1
7	446.11.207.200	BLINKGEBER SUMITOMO ADV.'97	FLASHER UNIT SUMITOMO ADV.'97	1
8	582.11.031.100	HALTEBLECH F.BLINKERRELAIS '98	BRACKET FOR FLASHER RELAY '98	1
9*	491.11.425.000	LAMPE 12V 1,2W (W2X4,6D)	BULB 12V 1,2W (W2X4,6D)	3
10	503.11.070.000	LICHTSCHALTER CEV 2/4TAKT '98 SYMBOLE WEISS	H.LIGHT SWITCH CEV 2/4TAKT '98 SYMBOLS WHITE	1
10	503.11.070.100	LICHTSCHALTER CEV EGS AUS. '98 SYMBOLE GELB	H.LIGHT SWITCH CEV EGS AUS. '98 SYMBOLS YELLOW	1
11	580.11.109.010	STECKSICHERUNG 10 A	FUSE 10 A	X
13	503.06.013.000	BATTERIETRÄGER 125-380 EGS '98	BATTERY CARRIER 125-380 EGS '98	1
21	570.13.072.000	KABELHALTER 12MM 0210	WIRING HOLDER 12MM 0210	X
-	570.13.072.100	KABELHALTER 16MM	WIRING HOLDER 16MM	X
29	503.11.029.000	BLINKERSCHALTER CEV '98	FLASHER SWITCH CEV '98	1
30	130.11.070.060	ADAPTER FÜR BLINKERSCHALTER '98	ADAPTER FOR FLASHER SWITCH '98	1
31	0985 040163	LINSENSCHRAUBE DIN7985-M 4X16	FLAT HEAD SCREW DIN7985-M 4X16	2
32	0084 040223	ZYL.SCHRAUBE DIN0084-M 4X22 A	CYL.HEAD SCREW DIN0084-M 4X22A	2
33	0934 040003	SK.MUTTER DIN0934-M 4	HEXAGON NUT DIN0934-M 4	2
34	503.11.037.000	HALTERUNG FÜR KONDENSATOR '98	BRACKET FOR CONDENSATOR '98	1
35	491.11.435.100	KONDENSATOR 25VOLT, 10.000 MF	CONDENSATOR 25V, 10.000 MF	1
36	545.11.048.000	KONDENSATORAUFNHME	CAPACITOR BRACKET	2
37	581.11.076.000	KABELHALTER KHS NR. 150-47610	CABLE SUPPORT KHS NR.150-47610	1
38	510.11.050.000	BREMSLICHTSCHALTER VORNE	FRONT BRAKE LIGHT SWITCH	1
39	502.11.475.251	DIODENBRÜCKE	DIODE BRIDGE	X
40	260.11.130.000	DIODE	DIODE	X
50	546.11.034.100	LADEREGLER SHINDENGEN 12V '98	VOLTAGE REGULATOR SHIN.12V '98	1
51	503.11.051.100	BREMSLICHTSCHALTER HINTEN '98	BRAKE LIGHT SWITCH REAR '98	1
52	0014 060153	SK.BUNDSCHRAUBE M 6X15 SW=8	HH COLLAR SCREW M 6X15 WS=8	2
60	545.11.060.000	GLEICHSTROMHORN 12V TR9	DC HORN 12V TR9	1
70	545.11.008.000	BATTERIE 12V 1,2AH	BATTERY 12V 1,2AH	1
72	503.03.025.000	GUMMI FÜR SEITENSTÄNDER '98	RUBBER FOR SIDE STAND '98	2
73	0017 060203	SONDERSCHRAUBE T60 M 6X20	SPECIAL SCREW T60 M 6X20	3
80*	503.11.080.100	BLINKERKABELSTR.VO.125-380 '99	FLAS.WIRINGHARN. FRONT 125-380	1
81	503.11.081.000	BLINKERKABELSTR.HI.125-380 '98	FLAS.WIRINGHARN. REAR 125-380	1
82	500.31.003.000	HALTEPLÄTTCHEN	RETAINING PLATE	2

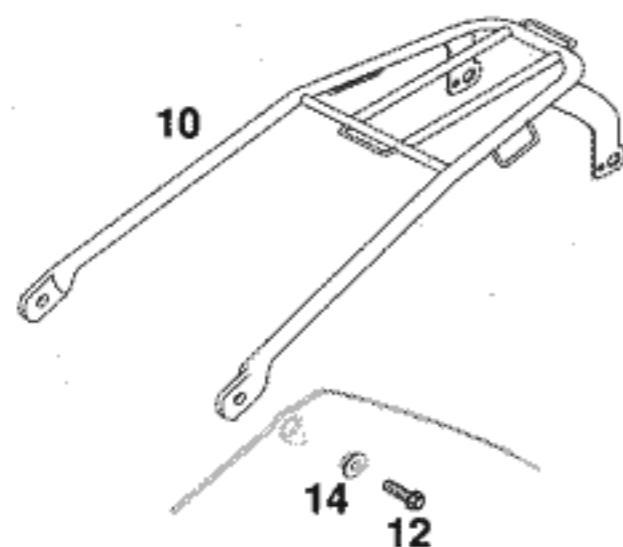
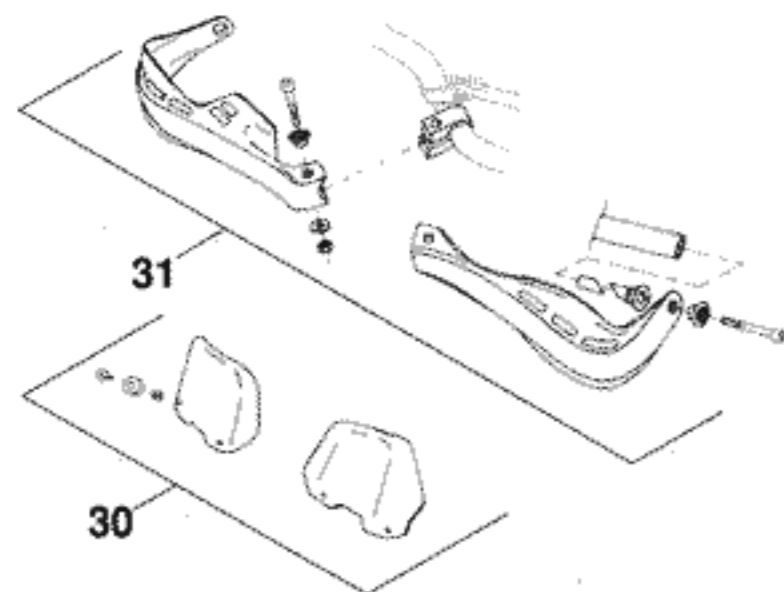


FIG	TEILNR/PARTNR	BEZEICHNUNG	DESCRIPTION	QTY
10	503.12.010.000	GEPÄCKTRÄGER SILBER 2T EGS '98	BAGGAGE CAR. SILVER 2T EGS '98	1
12	0015 060203	SK.BUNDSCHRAUBE M 6X20 SW=8	HH COLLAR SCREW M 6X20 WS=8	2
14	503.08.052.000	BÜCHSE FÜR SPOILER 6X11X16X5	BUSH FOR SPOILER 6X11X16X5	2
30	502.02.079.050/30	WINDSCHUTZ LI.&RE.KPL. SCHWARZ	SCREEN CPL.L+R/S BLACK	1
31	502.02.079.044/30	HANDSCHÜTZ LI&RE.KPL. SCHWARZ	HAND GUARD CPL.L+R/S BLACK	1



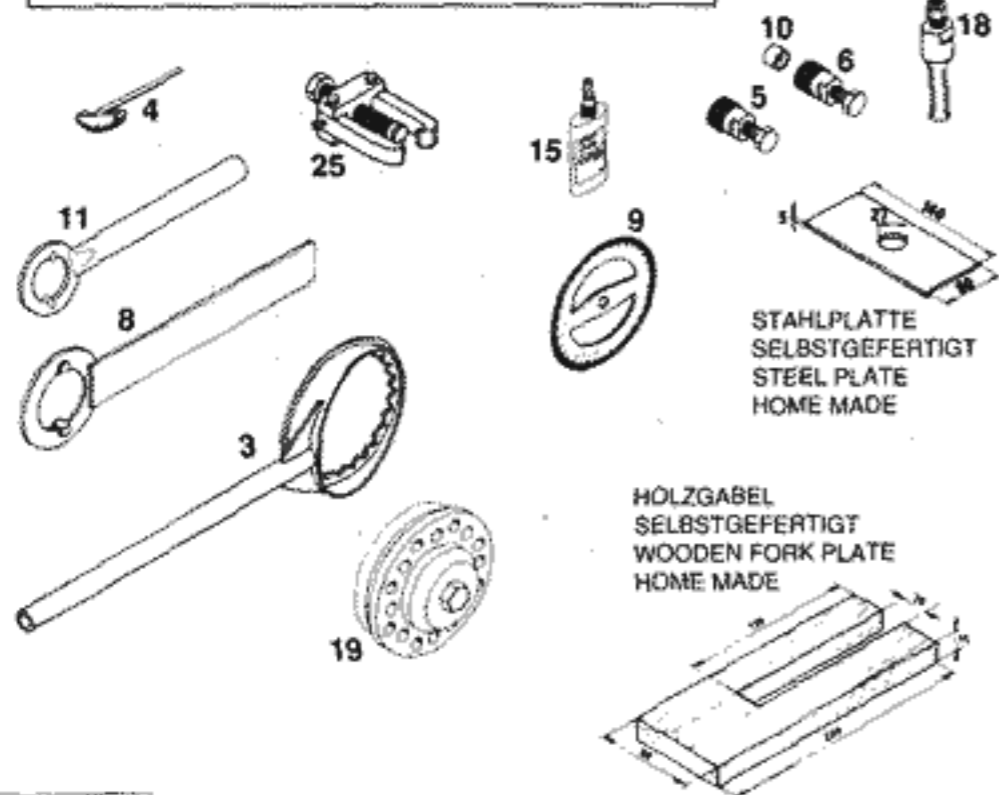
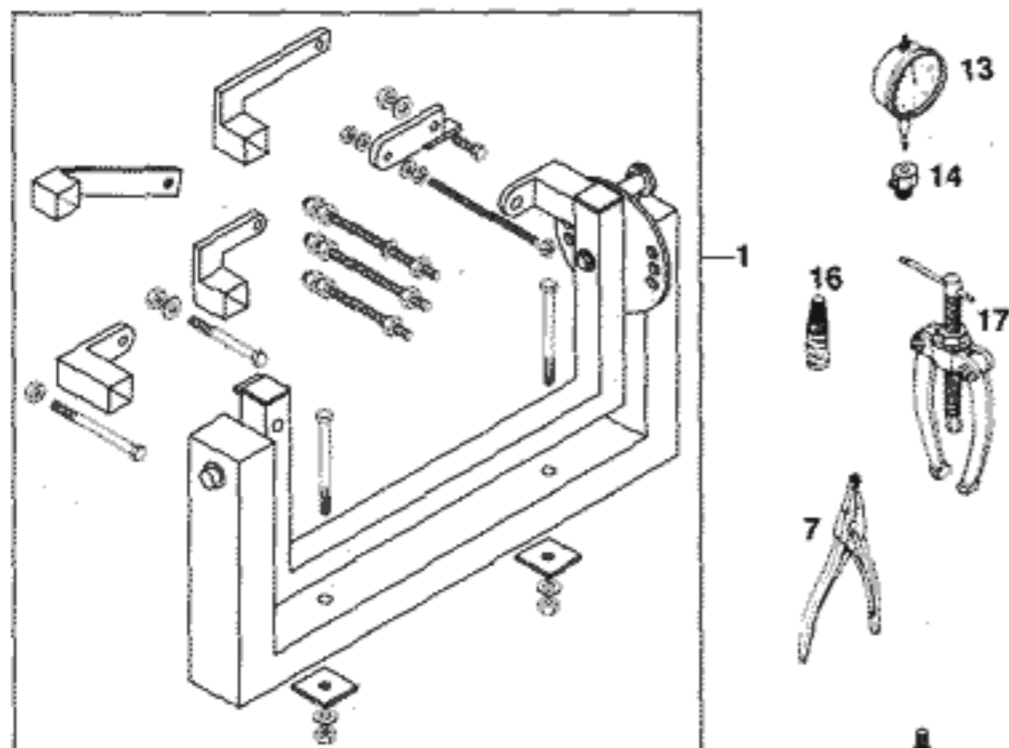


FIG	TEILNR/PARTNR	BEZEICHNUNG	DESCRIPTION	QTY
1	560.12.001.000	UNIVERSALMONTAGEBOCK '96	UNIVERSAL MOUNTING RACK '96	1
3	546.29.003.000	KUPPLUNGSHALTER 250'90	CLUTCH HOLDER 250 '90	1
4	560.12.004.000	ZAHNRADSEGMENT	GEAR WHEEL SEGMENT	1
5	546.29.009.044	MAGNETABZIEHER M27X1 KOKUSAN	MAGNETIC PULLER M27X1 KOKUSAN	1
6	6 276 807	MAGNETABZIEHER M26X1,5 SEM/MOT	PULLER M26X1,5 SEM/MOT	1
7	510.12.011.000	SEEGERRINGZANGE VERKEHRT	SPECIAL CIRCLIP PLIER	1
8	544.12.012.000	HALTESCHLÜSSEL FÜR ROTOR SEM	HOLDING SPANNER FOR FLYWHEEL	1
9	510.12.014.000	GRADSCHEIBE	TIMING DEGREE DISC	1
10	510.12.016.000	SCHUTZKAPPE F. KURBELWELLE M12	PROTECTION CAP CRANKSHAFT M12	1
11	546.29.012.000	HALTESCHLÜSSEL ROTOR 2K-1/2K-2	HOLD. SPANNER ROTOR 2K-1/2K-2	1
13	501.12.013.000	MESSUHR 0-10 MM	DIAL GAUGE 0-10MM	1
14	501.12.030.000	MESSUHRHALTER	DIAL GAUGE SUPPORT	1
15	584.29.059.000	LOCTITE 648 GRÜN 20ML	LOCTITE 648 GREEN 20ML	1
16	6 899 785	LOCTITE 242 BLAU 6CCM	LOCTITE 242 BLUE 6CCM	1
17	151.12.017.000	LAGERAUSZIEHER	BEARING EXTRACTOR	1
18	151.12.018.100	EINSATZ 18-23 MM	INTERN.BEAR.PULLER 18-23 MM	1
18	151.12.018.000	EINSATZ 12-16 MM	INTERN.BEAR.PULLER 12-16 MM	1
18	151.12.018.200	EINSATZ 5-7 MM	INTERN.BEAR.PULLER 5-7 MM	1
19	546.29.027.000	NIETWERKZEUG FÜR KUPPLUNG	RIVETTING TOOL FOR CLUTCH	1
25	0276 179 000	ABZIEHER FÜR PRIMÄRRAD	EXTRACTOR PR.GEAR	1

TECHNICAL DATA - ENGINE 250/300/380 SX/MXC/EXC '99 (only USA)

Engine	250 SX	250 EXC, MXC	300 EXC, MXC	380 SX	380 EXC, MXC
Design	Liquid-cooled single-cylinder two-stroke engine with KTM Twin Valve Control exhaust system and KTM Torque Chamber				
Piston displacement	249 ccm		297 ccm		368 ccm
Bore / stroke	67.5 / 69.5 mm (2.66 / 2.74 in)		72 / 73 mm (2.84 / 2.88 in)		78 / 77 mm (3 / 2.98 in)
Fuel	SUPER fuel, research octane no 95, mixed with high-grade two stroke oil (Shell Advance Racing X)				
Oil / gasolin ratio	1:50 - 1:60 when using high grade two stroke oil. When in doubt, please contact your importer or use 1:40 mix ratio to be on the safe side				
Crankshaft bearing	1 deep-groove ball bearing / 1 cylinder roller bearing				
Connecting rod bearing	needle bearing				
Piston pin bearing	needle bearing				
Piston	cast piston		forged piston		cast piston
Piston ring	two plain compression rings				
Dimension "X" <small>(wear edge piston - upper edge cylinder)</small>	0 +0.1 mm (0 + 0.004 in)				
Ignition timing	1.8 mm (0.07 in) (17 °) BTDC		2.0 mm (0.08 in) (17°) BTDC		2.2 mm (0.09 in) (17 °) BTDC
Spark plug	NGK BR 8 ECM				
Electrode gap	0.6 mm (0.024 in)				
Dimension "Z" <small>(height of the control flap)</small>	48 mm (1.9 in)		46 mm (1.7 in)		50.5 mm (1.99 in)
TVC start open	5400/min		5300/min		5200/min
TVC fully open	7550/min		7750/min		7200/min
Primary drive	straight cut spur gears, primary ratio 25:72			straight cut spur gears, primary ratio 26:72	
Clutch	multiple disc clutch in oil bath, hydraulic operated (Shell HF-E15)				
Transmission	5 speed, claw actuated				
Gear ratio			EXC	M-XC	
1 st Gear	15:29	15:29	15:29	15:29	15:29
2 nd Gear	17:27	18:26	18:26	18:26	18:26
3 rd Gear	19:25	19:22	19:22	19:24	19:24
4 th Gear	21:23	21:20	21:20	21:23	21:20
5 th Gear	23:21	23:18	23:18	23:21	23:18
Gear lubrication	0.8 l engine oil 20W-40 (Shell Advance VSX4)				
Available chain sprockets	13t / 14t / 15t for chain 5/8 x 1/4"				
Coolant	1.3 litres, 40% anti freeze, 60% water, at least -25 °C (-13 °F)				
Ignition system	KOKUSAN 2K-1	KOKUSAN 2K-2		KOKUSAN 2K-1	KOKUSAN 2K-2
Generator output	no generator	12V 40W		no generator	12V 40W
Carburetor	flat-slide carburetor, carburetor setting see table 3				
Air-filter	wet foam type air filter insert				

TECHNICAL DATA - ENGINE 250/300/380 SX/EXC/EGS '99 (all models out of USA)

Engine	250 SX	250 EXC, EGS	300 EXC, EGS	380 SX	380 EXC, EGS
Design	Liquid-cooled single-cylinder two-stroke engine with KTM Twin Valve Control exhaust system and KTM Torque Chamber				
Piston displacement	249 ccm		297 ccm		368 ccm
Bore / stroke	67.5 / 69.5 mm (2.66 / 2.74 in)		72 / 73 mm (2.84 / 2.88 in)		78 / 77 mm (3 / 2.98 in)
Fuel	SUPER fuel, research octane no 95, mixed with high-grade two stroke oil (Shell Advance Racing X)				
Oil / gasoline ratio	1:50 - 1.60 when using high grade two stroke oil. When in doubt, please contact your importer or use 1:40 mix ratio to be on the safe side				
Crankshaft bearing	1 deep-groove ball bearing / 1 cylinder roller bearing				
Connecting rod bearing	needle bearing				
Piston pin bearing	needle bearing				
Piston	cast piston		forged piston		cast piston
Piston ring	two plain compression rings				
Dimension *X* <small>(upper edge piston - upper edge cylinder)</small>	0 + 0.1 mm (0 + 0.004 in)				
Ignition timing	1,9 mm (0.07 in) (17 °) BTDC	1.2 mm (0.05 in) (13.5 °) BTDC	1.2 mm (0.05 in) (13.5 °) BTDC	2.1 mm (0.08 in) (17 °) BTDC	1.4 mm (0.06 in) (13 °) BTDC
Spark plug	NGK BR 8 ECM				
Electrode gap	0.6 mm (0.024 in)				
Dimension *Z* <small>(height of the collar flap)</small>	48 mm (1.9 in)		46 mm (1.7 in)		50.5 mm (1.99 in)
TVC start open	5400/min		5300/min		5200/min
TVC fully open	7550/min		7750/min		7200/min
Primary drive	straight cut spur gears, primary ratio 25:72			straight cut spur gears, primary ratio 26:72	
Clutch	multiple disc clutch in oil bath, hydraulic operated (Shell HF-E15)				
Transmission	5 speed, claw actuated				
Gear ratio					
1 st Gear	15:29		15:29	15:29	15:29
2 nd Gear	17:27		18:26	18:26	18:26
3 rd Gear	19:25		19:22	19:24	19:22
4 th Gear	21:23		21:20	21:23	21:20
5 th Gear	23:21		23:18	23:21	23:18
Gear lubrication	0,8 l engine oil 20W-40 (Shell Advance VSX4)				
available chain sprockets	13t / 14t / 15t for chain 5/8 x 1/4"				
Coolant	1.3 litres, 40% anti freeze, 60% water, at least -25 °C (-13 °F)				
Ignition system	KOKUSAN 2K-1	SEM K11		KOKUSAN 2K-1	SEM K11
Generator output	no generator	12V 130W		no generator	12V 130W
Carburetor	flat-slide carburetor, carburetor setting see table 3				
Air-filter	wet foam type air filter insert				

	250/380SX	250/300/380 MXC	250/300/380 EXC	250/300/380 EGS
Frame	Central chrome-moly-steel frame			
Fork	WP Extreme Ø 50 mm			
Wheel travel front/rear	280 / 320 mm (11.0 / 12.6 in)			
Rear suspension	WP Progressive Damping System shock absorber, aluminium swingarm			
Front brake	Disc brake with carbon-steel brake disc Ø 260 mm (10.2 in), brake caliper floated			
Rear brake	Disc brake with carbon-steel brake disc Ø 220 mm (8.7 in), brake caliper floated			
Front tires	80/100 - 21" 51M	80/100 - 21" 51M	90/90 - 21" 54R 80/100 - 21" 51M	90/90 - 21" 54R
Air pressure offroad	1.0 bar (14 psi)	1.0 bar (14 psi)	1.0 bar (14 psi)	1.0 bar (14 psi)
Air press. road driver only	-	-	1.5 bar (21 psi)	1.5 bar (21 psi)
Rear tires	110/90 - 19" 62M	110/100 - 18" 64M	140/80 - 18" 70R 110/100 - 18" 64M	140/80 - 18" 70R
Air pressure offroad	1.0 bar (14 psi)	1.0 bar (14 psi)	1.0 bar (14 psi)	1.0 bar (14 psi)
Air press. road driver only	-	-	2.0 bar (28 psi)	2.0 bar (28 psi)
Fuel tank capacity	7.5 liter (2 US gallons)	12 liter (3.2 US gallons)	9.5 oder 12 liter (2.5 or 3.2 US gallons)	9.5 oder 12 liter (2.5 or 3.2 US gallons)
Final drive ratio	14:50t	14:52t	14:50t / 14:52t	14:50t / 15:48t
Chain	5/8 x 1/4"			
Available final sprockets	38t, 40t, 42t, 45t, 48t, 50t, 52t;			
Steering head angle	63.5°			
Wheel base	1481 ± 10 mm (58.3 ± 0.4 in)			
Seat height, unloaded	925 mm (36.4 in)			
Ground clearance, unloaded	385 mm (15 in)			
Dead-weight without fuel	101 kg (223 lbs)	102.5 kg (226,3 lbs)	103.7 kg (229 lbs)	109 kg (240,6 lbs)

Standard adjustment - fork

	WP 918T768	WP 918T769
Compression adjuster	12	12
Rebound adjuster	12	12
Spring	4,2 N/mm	4,0 N/mm
Spring preload	5 mm (0,2 in)	5 mm (0,2 in)
Air chamber length	150 mm (5,9 in)	155 mm (6.1 in)
Capacity per fork leg	approx. 750 ccm	approx. 750 ccm
Fork oil	SAE 5	SAE 5

NOTE:

The damping units in the left and the right fork leg are of different design. Make sure not to mix them up in case of repair or service jobs.

Standard-adjustment - shock absorber

	WP 1218T712	WP 1218T714
Compression adjuster	5	6
Rebound adjuster	14	12
Spring	PDS3-250	PDS2-250
Spring preload	5 mm (0.2 in)	6 mm (0.23 in)

Torques

Collar screw front wheel spindle	M 10	40 Nm (30 ft.lb)
Brake caliper front	M 8	25 Nm (19 ft.lb) + Loctite 242
Clamping screws upper fork bridge	M 8	15 Nm (11 ft.lb)
Clamping screws lower fork bridge	M 8	20 Nm (15 ft.lb)
Clamping screws fork stubs	M 8	15 Nm (11 ft.lb)
Collar nut rear wheel spindle	M 20x1,5	80 Nm (59 ft.lb)
Hexagon nut swing arm bolt	M 14x1,5	100 Nm (74 ft.lb)
Shock absorber top	M 12	60 Nm (44 ft.lb)
Shock absorber bottom	M 12	40 Nm (30 ft.lb)
Other screws on chassis	M 6	10 Nm (7 ft.lb)
	M 8	25 Nm (19 ft.lb)
	M 10	45 Nm (33 ft.lb)

PERIODIC LUBRICATION AND MAINTENANCE SCHEDULE

125-380 6.98



AT A REGULAR COMPETITION USE OF THE BIKE, THE 4000 KM (2500 MILES) SERVICE IS TO BE DONE AFTER EVERY RACE

KTM rider

KTM dealer

	KTM rider		KTM dealer			
	before each start	after washing	1st service after 1000 km (600 miles) or 10 hours	after 2000 km (1250 miles) or 20 hours	after 4000 km (2500 miles) or once a year	at least once a year
Check transmission oil level	•					
Change transmission oil			•		•	•
Check spark plug and electrode gap				•	•	•
Change spark plug					•	
Functional testing of the exhaust control system						•
Check intake manifold for leaks and cracks	•				•	
Drain and clean carburetor float chamber		•			•	
Adjust idling			•		•	
Check breather hoses of engine case and gas tank for correct position without buckles			•			
Clean and check airfilter element, box and carburetor connection boot		•			•	•
Check chain, sprockets, guides and chain wear	•		•		•	
Clean and oil chain	•				•	
Check chain tension	•		•		•	
Check coolant level	•		•		•	
Check quality of antifreeze						•
Check cooling system for leaks - visual inspection	•		•		•	
Check exhaust system for cracks and leaks					•	
Replace glass fiber yarn of silencer					•	
Check of the exhaust suspension system					•	
Check brake fluid level front and rear	•		•		•	
Change brake fluid						•
Check thickness of disc brake pads	•				•	
Check brake discs					•	
Inspect condition and installation of front and rear brake hoses	•		•		•	
Check free travel and free movability of hand brake lever and foot brake lever	•		•		•	
Check the oil level in the master cylinder of the hydraulic clutch				•	•	
Change the oil of the hydraulic clutch						•
Check telescopic fork action	•				•	
Check telescopic fork for leaks					•	
Push up the protective bellows and remove the dirt; the drain holes must be free of obstructions (Marzocchi fork)		•	•	•	•	
Clean the dust scrubbers of the telescopic force (WP Extreme fork)		•		•	•	
Undo the bleeder screws at the fork legs					•	
Change oil of telescopic fork						•
Service telescopic fork completely						•
Check steering head bearing free play			•		•	
Clean and regrease steering head bearing					•	•
Check setting and damping of shock absorber	•				•	
Service shock absorber completely						•
Grease swingarm needle bearings (Don't grease the pivot bearing from the shock absorber)						•
Check for even spoke tension and rim alignment	•		•		•	
Check wheel bearings	•				•	
Check tires for cuts and air pressure	•				•	
Check cables for damage and free movement	•				•	
Adjust and oil control cables		•	•		•	
Check electrical system	•		•		•	
Check battery holder and connections (CH, Singapore)					•	
Check adjustment of headlight					•	
Apply contact spray to light switches, flasher switches and ignition lock		•			•	
Check all bolts, nuts, screws and clamps for proper tightness	•		•		•	
Clean and lubricate control lever pivot points		•	•	•	•	

TOLERANCES AND FITTING CLEARANCES

Piston fitting clearance	0.05 mm (250) 0.06 mm (300) 0.08 mm (380)
Piston ring end gap	0.3-0.4 mm
Connecting rod bearing - radial clearance	0.021-0.032 mm
Transmission shafts end float	0.1-0.2 mm
Clutch springs - length	Ø 2.5 new = 43 mm, minimum length = 42 mm

GASKET THICKNESSES

Crankcase	0.5 mm
Clutch cover	0.5 mm
Cylinder bottom gasket	as required
Available cylinder bottom gaskets	0.2/0.4/0.5/0.7 mm
Cylinder-head gasket	O-rings

TIGHTENING TORQUES

Flange bolts - cylinder-head	M 8	35 Nm (25 ft.lb)
Nuts-cylinder base	M 10	35 Nm (25 ft.lb)
Flywheel collar nut	M 12x1	60 Nm (44 ft.lb)
Nut for primary sprocket (LH thread)	M 18x1.5	Loctite 242 150 Nm (110 ft.lb)
Nut for inner clutch hub	M 18x1.5	Loctite 242 100 Nm (74 ft.lb)
Crankcase and cover bolts	M 6	8 Nm (6 ft.lb)
Swingarm pivot	M 14	100 Nm (74 ft.lb)
Flat head screw release plate kickstarter	M 6x16	Loctite 648 19 Nm (14 ft.lb)
Other screws	M 6	10 Nm (7 ft.lb)
	M 8	25 Nm (19 ft.lb)
	M 10	45 Nm (33 ft.lb)

BASIC CARBURETOR SETTING

	250 SX	250 MXC, EXC 300 MXC, EXC	250/300 EGS AUSTRALIA	380 SX, MXC, EXC	380 EGS AUSTRALIA
Carburetor	Keihin PWK 38	Keihin PWK 38	Keihin PWK 38	Keihin PWK 38	Keihin PWK 38
Carburetor setting number	090598	100598	100598	070598	060598
Main jet	172(168,170,175)	175(170,172,178)	175(170,172,178)	170(168,172,175)	175(168,170,172)
Idling jet	45(48,50)	45(42,48)	45(42,48)	48(45,50)	45(48,50)
Starting jet	85	85	85	85	85
Jet needle	NOZ G(NOZ H,NOZ I)	N85 C(N85 D)	N85 C(N85 D)	NOZ H(NOZ G,NOZ I)	NOZ G(NOZ H,NOZ I)
Needle position from top	II	III	III	II	II
Throttle valve	6	6	6	6	6
Air adjustment screw open	1.5	1,5 Umdr.	1,5 Umdr.	1,5 Umdr.	1,5 Umdr.
Performance restrictor	-	-	slide stop 31mm	-	slide stop 36mm